



SOBHA SEAHAVEN

SOBHA
REALTY





LÀ OÙ LES ÉLÉMENTS S'HARMONISENT

Lorsque les océans et l'horizon s'unissent, un littoral prend vie.
En vous tenant sur le bord de mer, vous pourrez admirer les rayons du soleil
qui se reflètent sur les eaux pures. Laissez-vous porter par la brise légère qui
souffle alors que les navires accostent tranquillement chez eux. Laissez la
chaleur de la journée vous envelopper d'un sentiment de satisfaction.

Bienvenue dans votre sanctuaire au bord de la mer.



IL N'Y A RIEN DE PLUS BEAU QUE LA FAÇON
DONT L'OCÉAN SE REFUSE À LÂCHER SES
BAISERS SUR LE RIVAGE, PEU IMPORTE LES
NOMBREUSES FOIS OÙ IL EST RENVOYÉ. ,

RÉVEILLEZ-VOUS DANS VOTRE
VIE DE TOUS LES JOURS.

À SEAHAVEN, LA VIE EST DIFFÉRENTE.
LE TEMPS NE PASSE PAS D'HEURE EN HEURE,
MAIS D'HUMEUR EN HUMEUR.

VOUS VIVEZ SELON LES COURANTS,
PLANIFIEZ SELON LES MARÉES,
ET SUIVEZ LE SOLEIL. ,





FAITES RÉSONNER LE RYTHME DE VOTRE ÂME

Nettoyez vos pensées de l'agitation de la vie. Laissez la mer l'absorber avec son énergie et imposer un rythme à tout.

À SeaHaven, réveillez-vous au son apaisant des vagues.
Comme le flux et le reflux de la vie, c'est la seule constante.

L'OCÉAN EST VOTRE TERRAIN DE JEU


Situé au cœur du nouveau Dubaï, l'hôtel offre une vue magnifique sur les monuments les plus appréciés de la ville : l'emblématique Palm Jumeirah, le magnifique port de Dubaï et l'intersection de la Marina, l'éminent Ain Dubaï et le majestueux Burj Al Arab.

SeaHaven est une destination fascinante face à la mer, située à égale distance des deux aéroports internationaux et à un jet de pierre des sites les plus appréciés de Dubaï.





TERRAIN



AIR



EAU

TROIS ÉLÉMENTS.
UN SEUL EMPLACEMENT.

LAISSEZ LIBRE COURS À VOTRE IMAGINATION

*Au-delà de l'horizon de la mer,
Sobha SeaHaven domine la ligne
d'horizon et l'imagination.*

À tous les étages, chaque résident aura accès à une vue sur l'océan sur trois côtés, une vue sur le canal sur l'autre, et une vue dégagée sur la célèbre Palm Jumeirah.

Avec une vue sur le paysage maritime animé de Dubaï et sur Ain Dubaï, Sobha SeaHaven occupe une place à part.





UN PETIT COIN DE PARADIS DANS CE HAVRE DE PAIX

Caché dans un coin tranquille de la marina et du port, ce petit havre de paix est l'endroit idéal pour se détendre loin de l'agitation de la vie quotidienne.

Évadez-vous dans un petit coin de paradis sur terre sans aller bien loin. SeaHaven est une oasis pour protéger ce qui compte – votre tranquillité d'esprit.

*Un sanctuaire où vous pouvez
vous reposer, vous ressourcer et
être tout simplement.*



DOMPTER LES MERS

Découvrez-vous au cœur d'une passerelle maritime.

Chaque jour offre une nouvelle occasion de jeter l'ancre dans une autre partie du monde et de découvrir les destinations les plus exclusives.

*Mettez le cap sur l'endroit où
votre imagination vous emmène
dans le ciel bleu sauvage.*



VIVRE AU BORD DE L'EAU

*Illimitée et éternelle, l'eau est le
début et la fin de toutes les choses
sur terre.*

La vie au bord de la mer a quelque chose de spécial. Le luxe de se réveiller et de sentir l'air salé de l'océan, la paix que l'on ressent en regardant les vagues caresser le rivage et la beauté d'un soleil couchant se reflétant sur l'eau.

*À Sobha SeaHaven,
baignez-vous dans l'euphorie
d'un style de vie unique au
bord de l'eau.*

Des promenades matinales au bord de l'eau aux dîners tardifs avec vue sur les lumières scintillantes de la ville, il y a toujours quelque chose à apprécier dans les plaisirs simples de la vie.



Situé au bord de la mer, Sobha SeaHaven est une retraite de luxe, de paix et de beauté. Avec des équipements exclusifs et un aménagement paysager luxuriant, vivez la vie de station balnéaire chez vous.

Sobha SeaHaven est le lieu idéal pour profiter de ce que la vie vous offre, que vous cherchiez un endroit où vous installer ou une destination de vacances.





SEAHAVEN FIXE LA NORME

Il s'agit du premier projet de Sobha Realty dans le port de Dubaï. Un quartier unique au bord de l'eau, à proximité des sites les plus appréciés de la ville.

Que vous cherchiez à vous détendre au bord de la piscine, sur votre yacht, à vous promener le long du port, à explorer la marina ou simplement à profiter de la vue incroyable, Sobha SeaHaven est l'endroit idéal pour trouver votre coin de paradis.



Vues spectaculaires sur la mer



Surplombant l'horizon scintillant



Appartements de 1 à 4 chambres



Spécifications de la plus haute qualité par Sobha





PRENEZ-LE POUR ACQUIS

Des commodités de luxe qui complètent la vie. Profitez du sentiment exclusif, l'un des rares à accéder à cette paix et beauté de la mer.

Quoi qu'il en soit, les commodités de luxe sont à une étape au-dessus du reste. De notre piscine à débordement de classe mondiale à la vue sur mer, nous avons tout ce dont vous avez besoin.



OBSERVER LE MONDE

Par temps clair, on peut voir à des kilomètres dans toutes les directions. Prenez une vue d'ensemble du port ou repérez les points de repère emblématiques depuis le ciel. De là-haut, la ville ressemble à un pays des merveilles miniature.

Admirez l'Ain Dubaï, assistez au lever du soleil et observez les navires qui partent ou arrivent à quai.



AMÉNAGEMENTS DE L'AMÉNAGEMENT PRINCIPAL

- Terminal de croisière
- Centre commercial
- Plages publiques
- Loisirs et divertissements
- Hospitalité
- Installations communautaires



POUR UN BON REPAS

Savourez l'une des plus extraordinaires gastronomies du monde à votre porte, vous n'aurez pas besoin de vous aventurer loin. Passez du yacht à la table grâce aux nombreux restaurants du front de mer.



GYMNASSE

Atteignez vos objectifs de remise en forme plus rapidement avec une salle de sport de luxe dans votre SeaHaven. Avec des installations ultramodernes, des cours de fitness, les meilleurs équipements et des entraîneurs personnels, vous serez en pleine forme.



SPORTS NAUTIQUES

Du wakeboard au surf en passant par le kayak et le canoë, il existe de nombreuses façons de faire monter l'adrénaline sur les eaux libres.



LA VIE DANS UNE MARINA DE PLAISANCE

Il y a quelque chose dans le fait de sentir l'air frais dans les eaux libres. Réveillez-vous au son des vagues qui clapotent doucement contre la coque du bateau, plongez dans l'océan pour une baignade matinale et savourez un café sur le pont en regardant le coucher du soleil.

Naviguez sur votre propre bateau, louez-le ou choisissez parmi des milliers de yachts pour la journée.



CARACTÉRISTIQUES

- Armoires en similitude et en placage de bois précieux
- Hauteur du sol au plafond de 3,6 mètres
- Domotique intelligente
- Éclairage flexible des chemins
- Cuisine entièrement équipée en appareils électroménagers dernier cri (Mille ou appareils équivalents)
- WC intelligents



COMMODITES DU PROJET

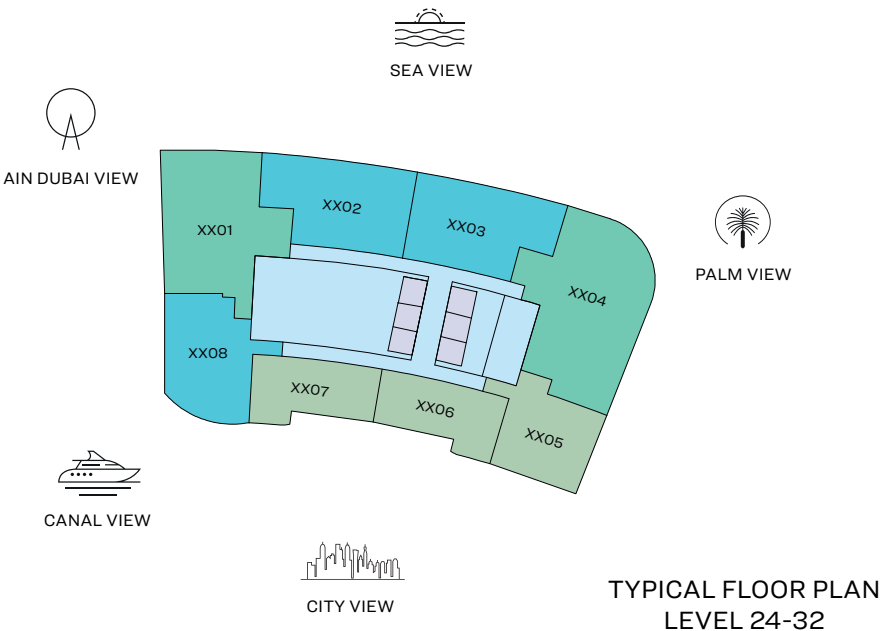
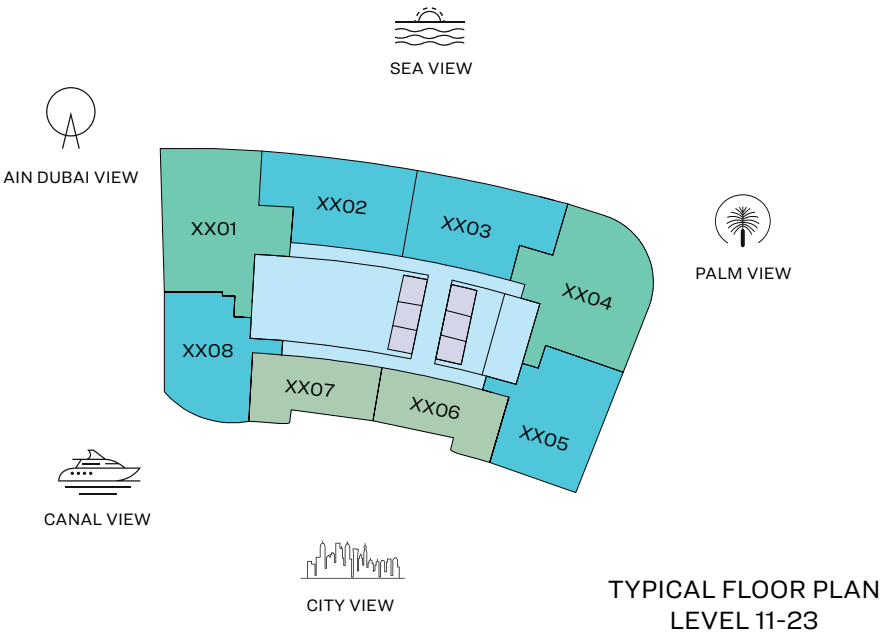
- Club de remise en forme avec sauna et hammam
- Cinema en plein air
- Zone familiale
- Valet et services de conciergerie



LOCATION MAP



FLOOR PLAN LAYOUT
TOWER A



- 1 BED UNIT
- 3 BED UNIT
- LIFTS
- 2 BED UNIT
- LOBBIES, CORRIDORS & STAIRS

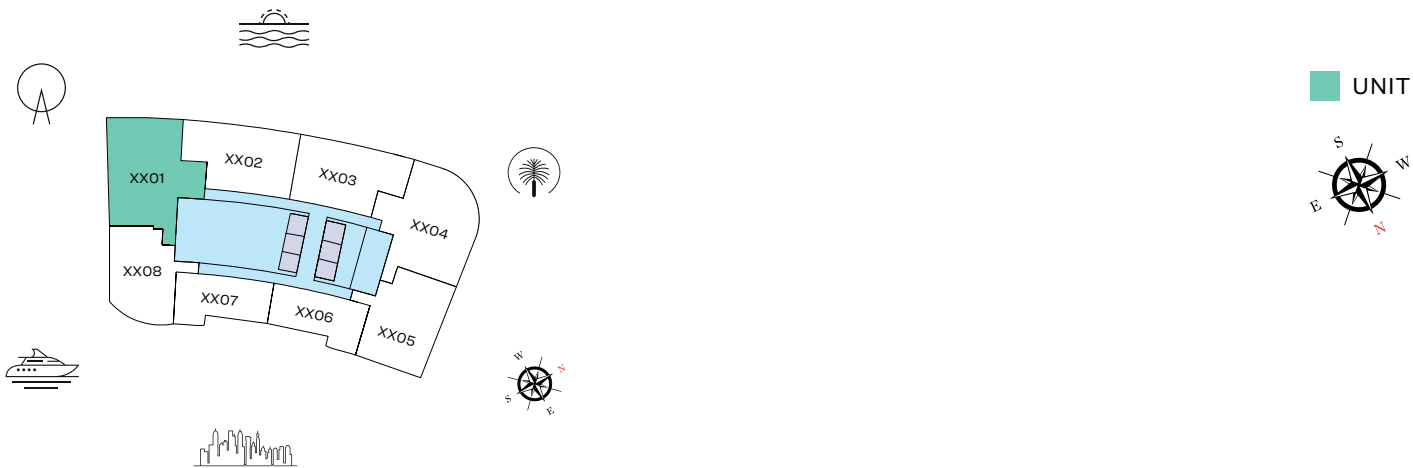
Disclaimer: 1. All dimensions are in metric, measured to wall finishes. 2. All materials, dimensions & drawings are approximate. 3. Information is subject to change without notice, at developer's absolute discretion. 4. Actual area may vary from the stated area. 5. Drawing are not to scale. 6. All images used are for illustrative purpose only and do not represent the actual size, features, specifications, fittings and furnishings. 7. The developer reserves the right to make revisions/ alterations, at its absolute discretion, without any liability whatsoever.

3 BEDROOM APARTMENT

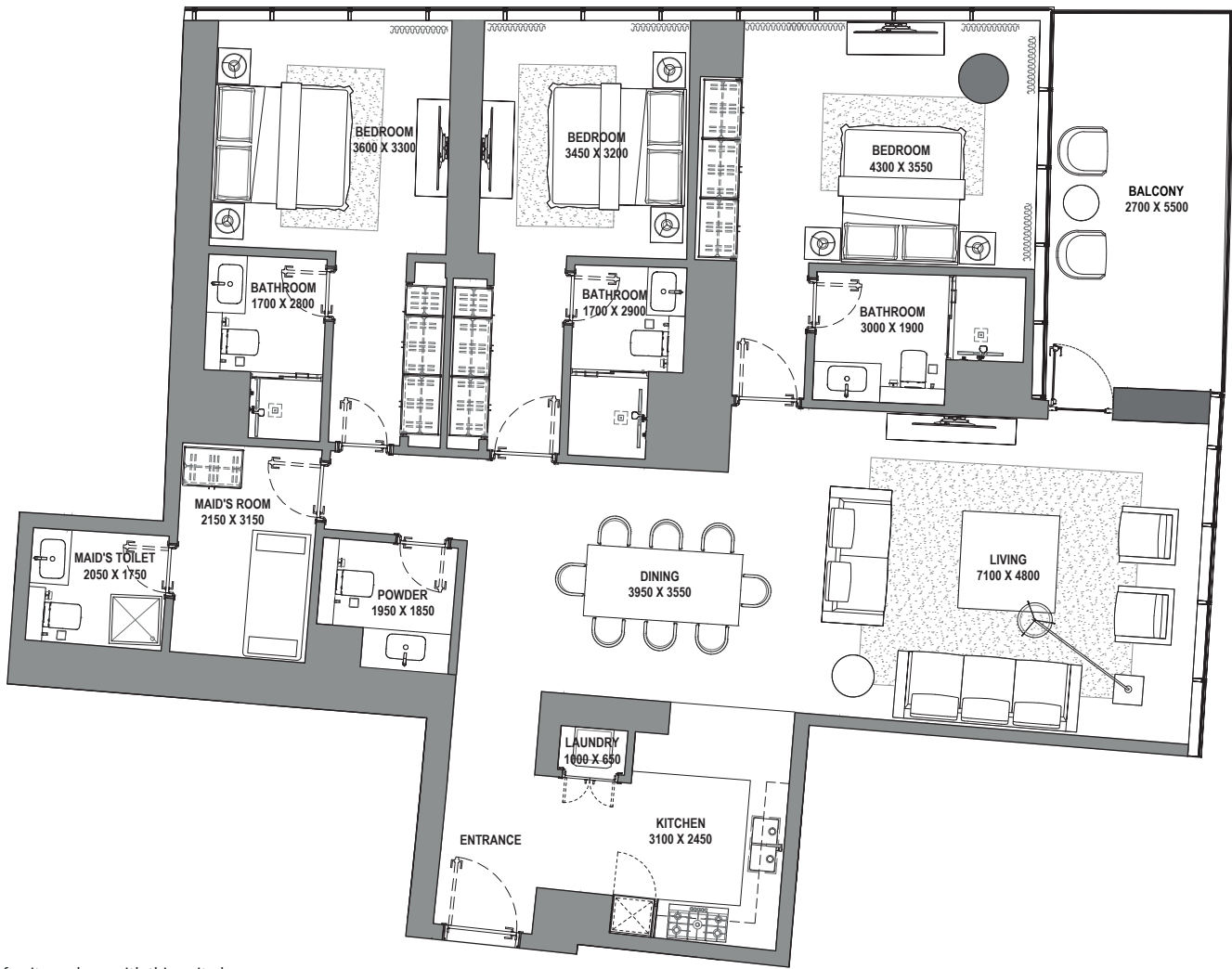
TYPE A (with maid room and powder room + balcony)

TOTAL SALEABLE AREA

SUITE = 1,852.47 SQ.FT.
BALCONY = 176.53 SQ.FT.
TOTAL = 2,029.00 SQ.FT.



TYPICAL FLOOR PLAN
LEVEL 11-32



List of unit numbers with this unit plan:

VIEWS

Blue waters, Ain Dubai, Palm Jumeirah, Harbour, JBR Beach, Sea, Marina Skyline, Skydive
1101

Blue waters, Ain Dubai, Palm Jumeirah, Harbour, JBR Beach, Marina, Sea, Marina Skyline, Skydive
1201, 1301, 1401, 1501, 1601, 1701, 1801, 1901, 2001, 2101, 2201, 2301, 2401, 2501, 2601, 2701, 2801, 2901, 3001, 3101, 3201

Disclaimer: 1. All dimensions are in metric, measured to wall finishes. 2. All materials, dimensions & drawings are approximate. 3. Information is subject to change without notice, at developer's absolute discretion. 4. Actual area may vary from the stated area. 5. Drawing are not to scale. 6. All images used are for illustrative purpose only and do not represent the actual size, features, specifications, fittings and furnishings. 7. The developer reserves the right to make revisions/ alterations, at its absolute discretion, without any liability whatsoever.

3 BEDROOM APARTMENT


TYPE B (with maid room and powder room + balcony)

TOTAL SALEABLE AREA

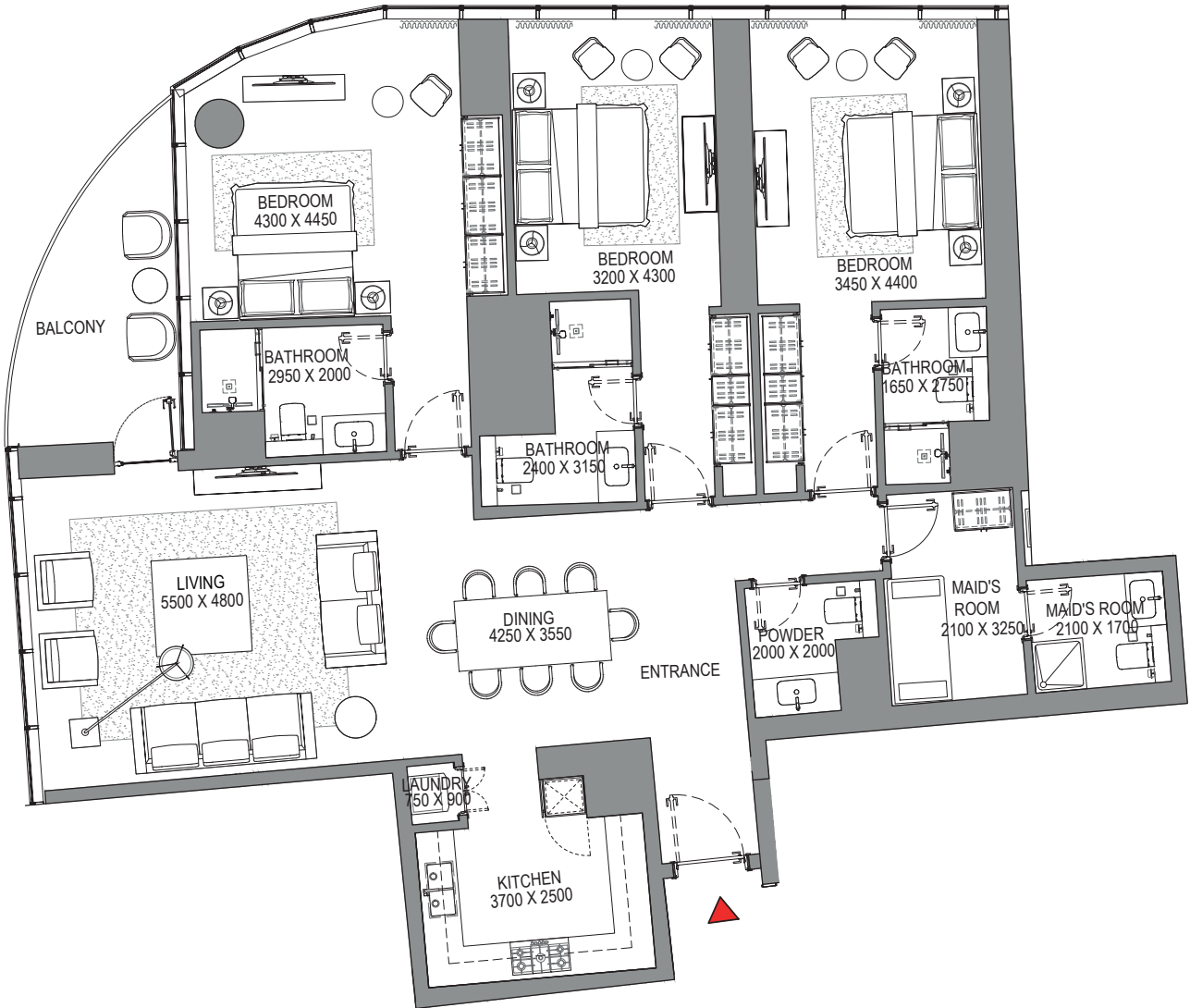
SUITE = 1,963.55 SQ.FT.

BALCONY = 119.16 SQ.FT.

TOTAL = 2,082.71 SQ.FT.



TYPICAL FLOOR PLAN
LEVEL 11-23



List of unit numbers with this unit plan:

VIEWS

Palm Jumeirah, Harbour, Sea, Skydive

1104, 1204, 1304, 1404, 1504, 1604, 1704, 1804, 1904, 2004, 2104, 2204, 2304

Disclaimer: 1. All dimensions are in metric, measured to wall finishes. 2. All materials, dimensions & drawings are approximate. 3. Information is subject to change without notice, at developer's absolute discretion. 4. Actual area may vary from the stated area. 5. Drawing are not to scale. 6. All images used are for illustrative purpose only and do not represent the actual size, features, specifications, fittings and furnishings. 7. The developer reserves the right to make revisions/ alterations, at its absolute discretion, without any liability whatsoever.

3 BEDROOM APARTMENT

TYPE C (with maid room and powder room + balcony)

TOTAL SALEABLE AREA

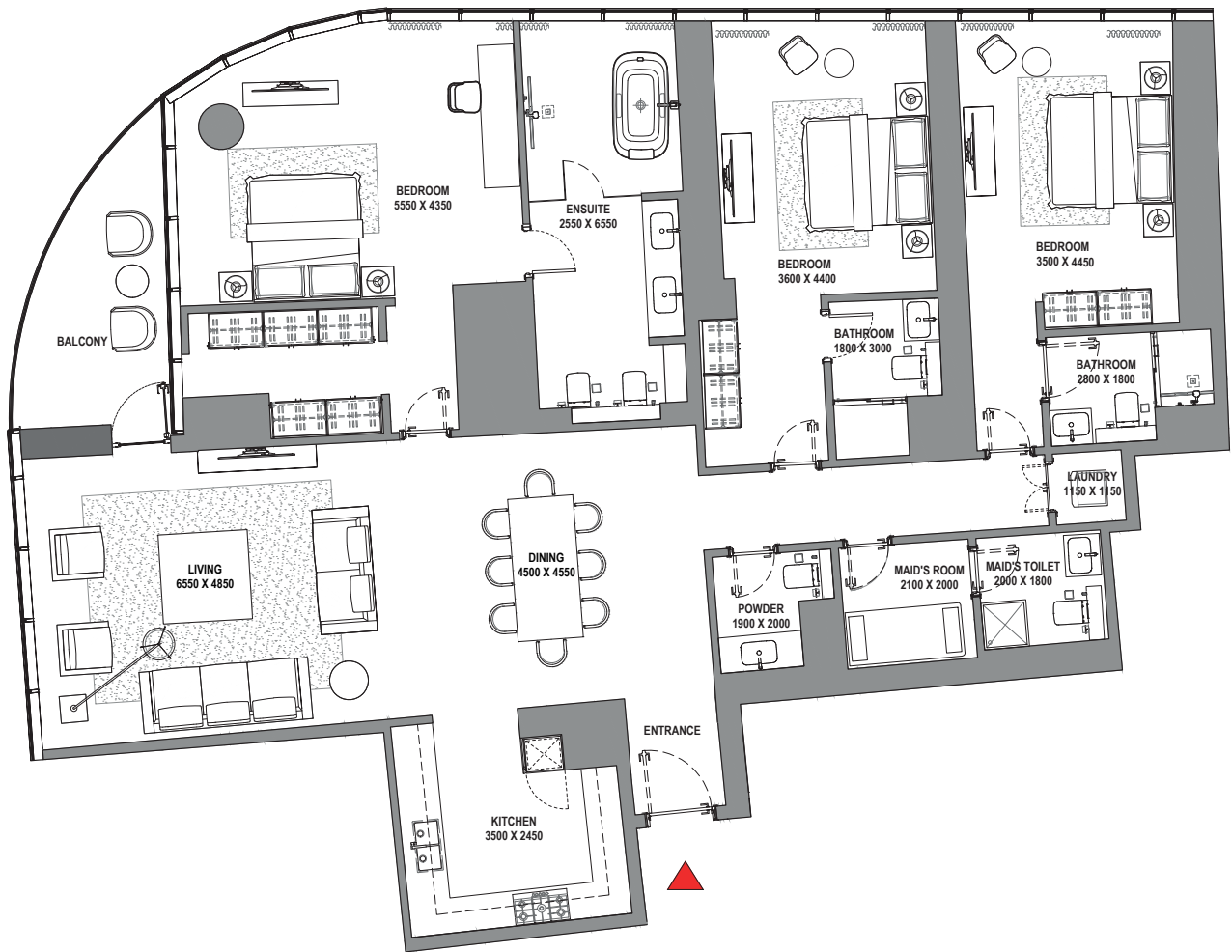
SUITE = 2,338.89 SQ.FT.

BALCONY = 119.16 SQ.FT.

TOTAL = 2,458.05 SQ.FT.



TYPICAL FLOOR PLAN
LEVEL 24-32



List of unit numbers with this unit plan:

VIEWS

Palm Jumeirah, Harbour, Sea, Skydive
2404, 2504, 2604, 2704, 2804, 2904, 3004, 3104, 3204

Disclaimer: 1. All dimensions are in metric, measured to wall finishes. 2. All materials, dimensions & drawings are approximate. 3. Information is subject to change without notice, at developer's absolute discretion. 4. Actual area may vary from the stated area. 5. Drawing are not to scale. 6. All images used are for illustrative purpose only and do not represent the actual size, features, specifications, fittings and furnishings. 7. The developer reserves the right to make revisions/ alterations, at its absolute discretion, without any liability whatsoever.

2 BEDROOM APARTMENT

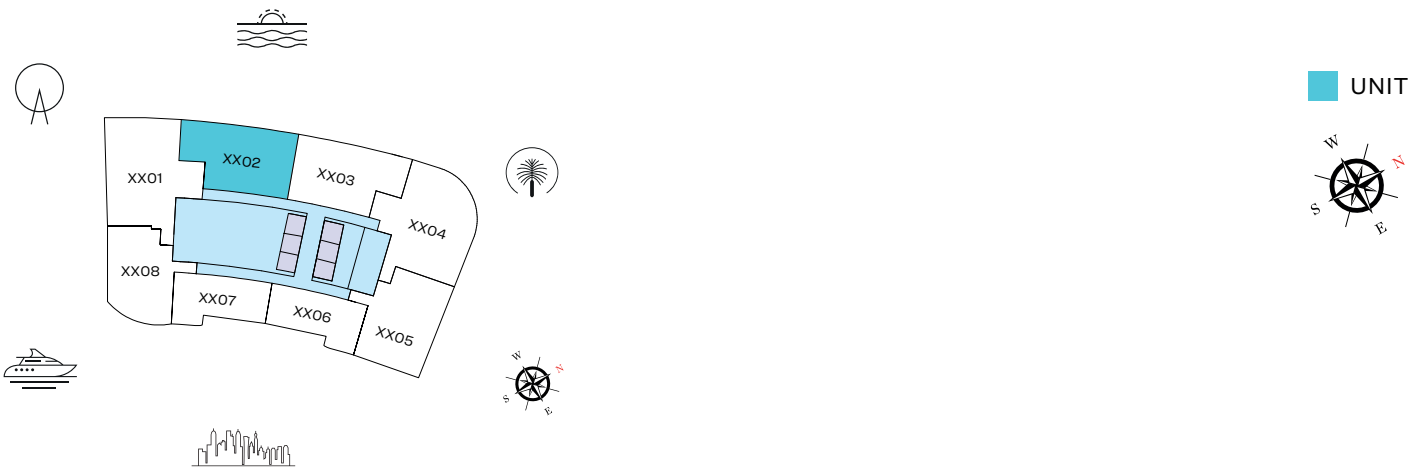
TYPE A (with powder room + balcony)

TOTAL SALEABLE AREA

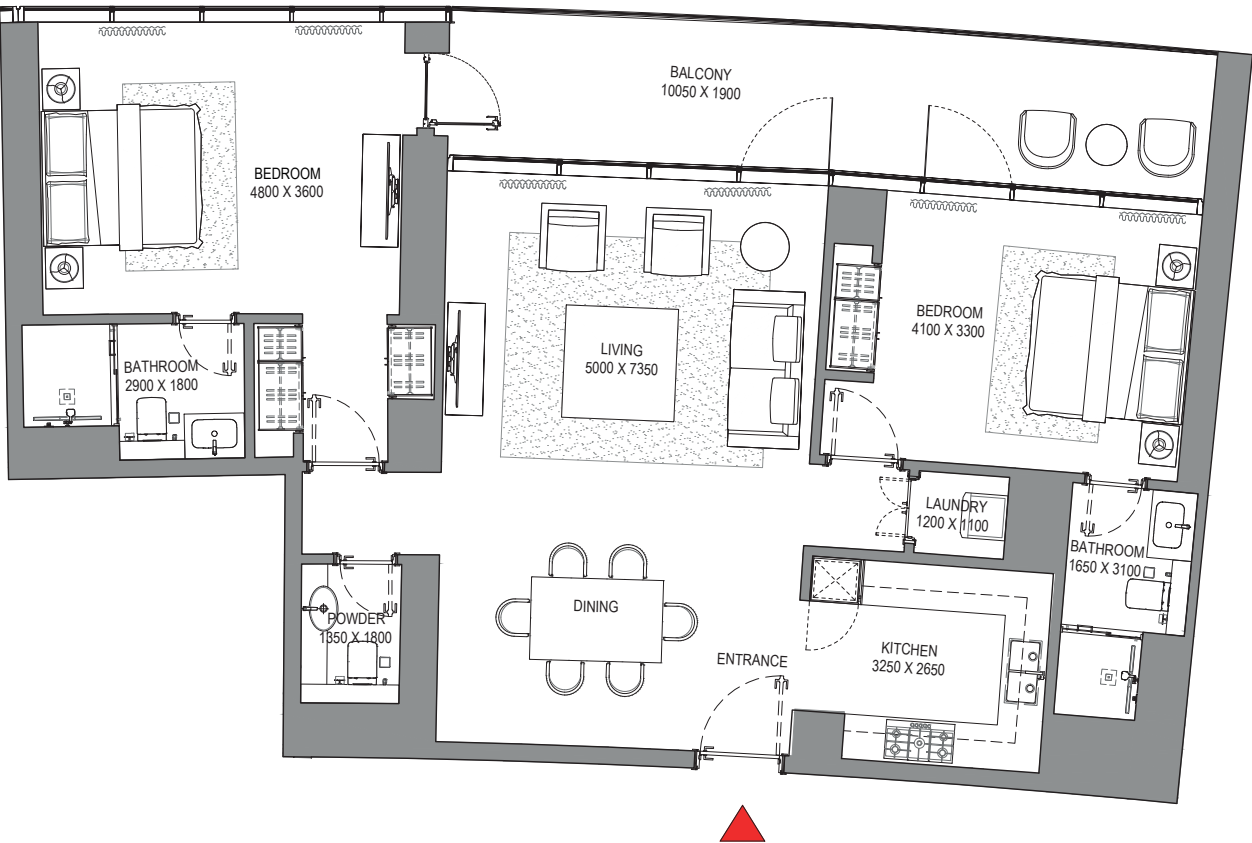
SUITE = 1,225.79 SQ.FT.

BALCONY = 230.89 SQ.FT.

TOTAL = 1,456.68 SQ.FT.



TYPICAL FLOOR PLAN
LEVEL 11-32



List of unit numbers with this unit plan:

VIEWS

Blue waters, Ain Dubai, Palm Jumeirah, Harbour, Sea, Skydive

1102, 1202, 1302, 1402, 1502, 1602, 1702, 1802, 1902, 2002, 2102, 2202, 2302, 2402, 2502, 2602, 2702, 2802, 2902, 3002, 3102, 3202

Disclaimer: 1. All dimensions are in metric, measured to wall finishes. 2. All materials, dimensions & drawings are approximate. 3. Information is subject to change without notice, at developer's absolute discretion. 4. Actual area may vary from the stated area. 5. Drawing are not to scale. 6. All images used are for illustrative purpose only and do not represent the actual size, features, specifications, fittings and furnishings. 7. The developer reserves the right to make revisions/ alterations, at its absolute discretion, without any liability whatsoever.

2 BEDROOM APARTMENT

TYPE B (with powder room + balcony)

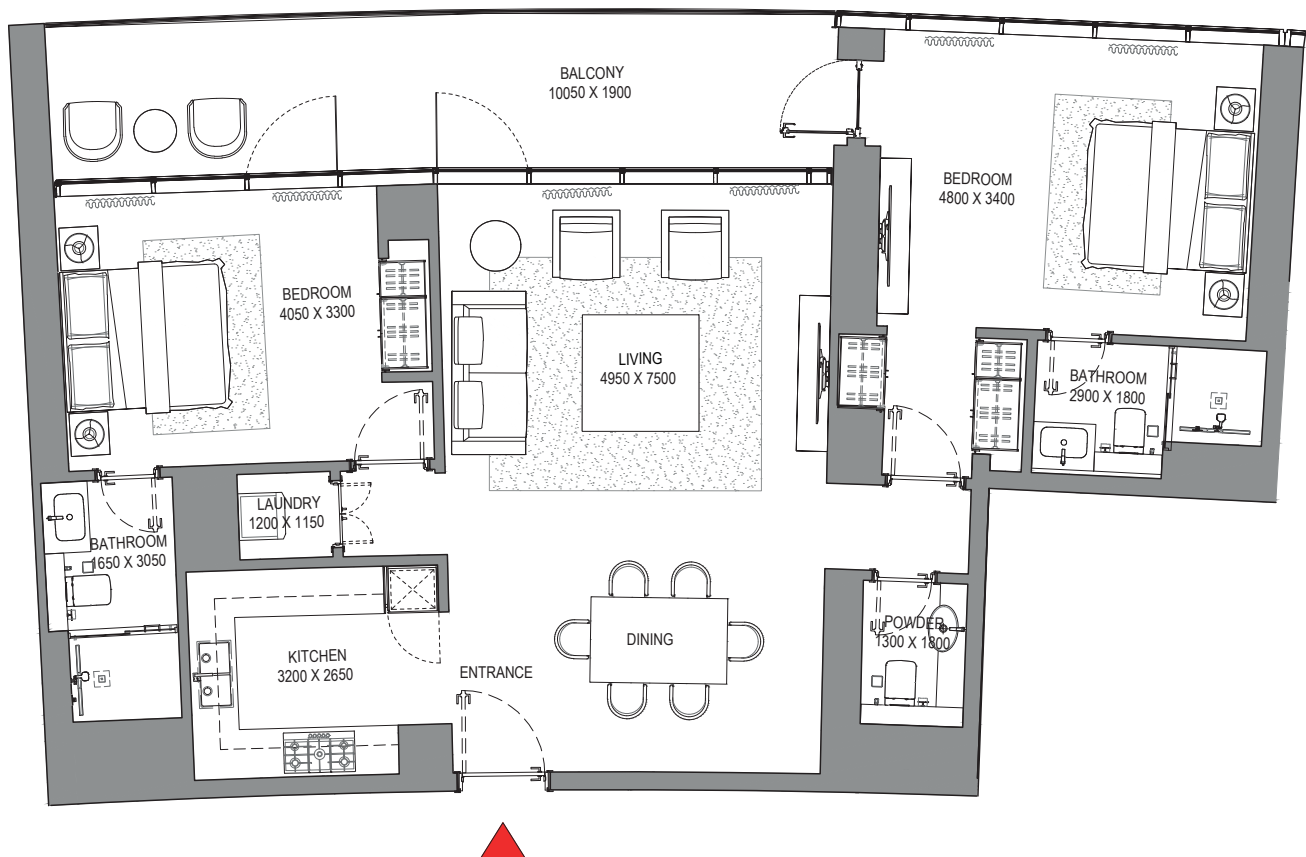
TOTAL SALEABLE AREA

SUITE RANGE = 1,213.95 - 1,214.28 SQ.FT.
BALCONY RANGE = 230.02 - 230.35 SQ.FT.
TOTAL = 1,444.30 SQ.FT.



TYPICAL FLOOR PLAN
LEVEL 11-32

UNIT



List of unit numbers with this unit plan:

VIEWS

Palm Jumeirah, Harbour, Sea, Skydive

1103, 1203, 1303, 1403, 1503, 1603, 1703, 1803, 1903, 2003, 2103, 2203, 2303, 2403, 2503, 2603, 2703, 2803, 2903, 3003, 3103, 3203

Disclaimer: 1. All dimensions are in metric, measured to wall finishes. 2. All materials, dimensions & drawings are approximate. 3. Information is subject to change without notice, at developer's absolute discretion. 4. Actual area may vary from the stated area. 5. Drawing are not to scale. 6. All images used are for illustrative purpose only and do not represent the actual size, features, specifications, fittings and furnishings. 7. The developer reserves the right to make revisions/ alterations, at its absolute discretion, without any liability whatsoever.

2 BEDROOM APARTMENT

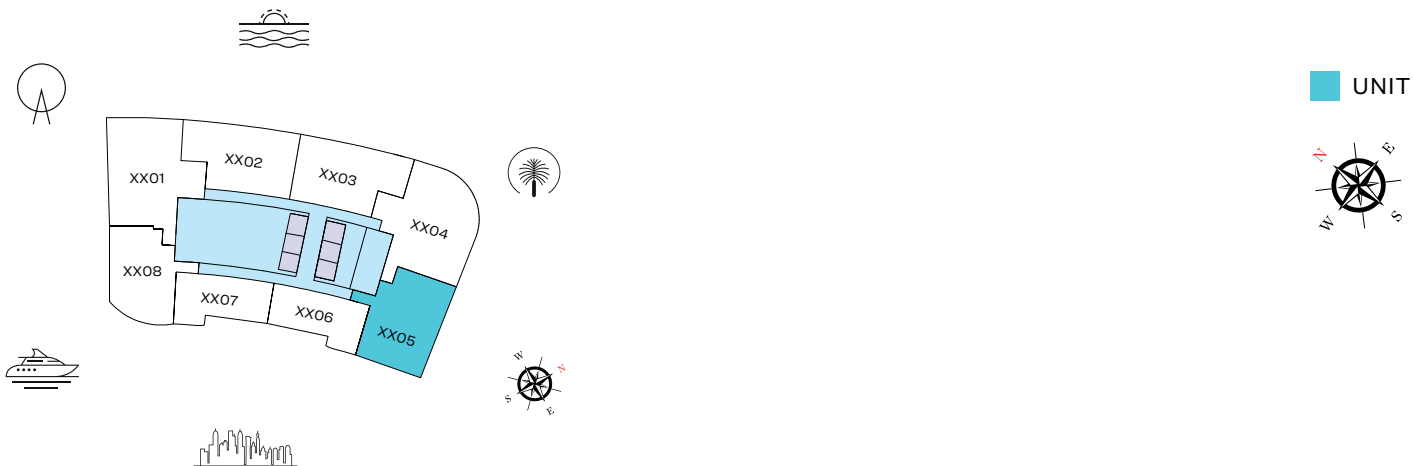
TYPE C (with powder room + balcony)

TOTAL SALEABLE AREA

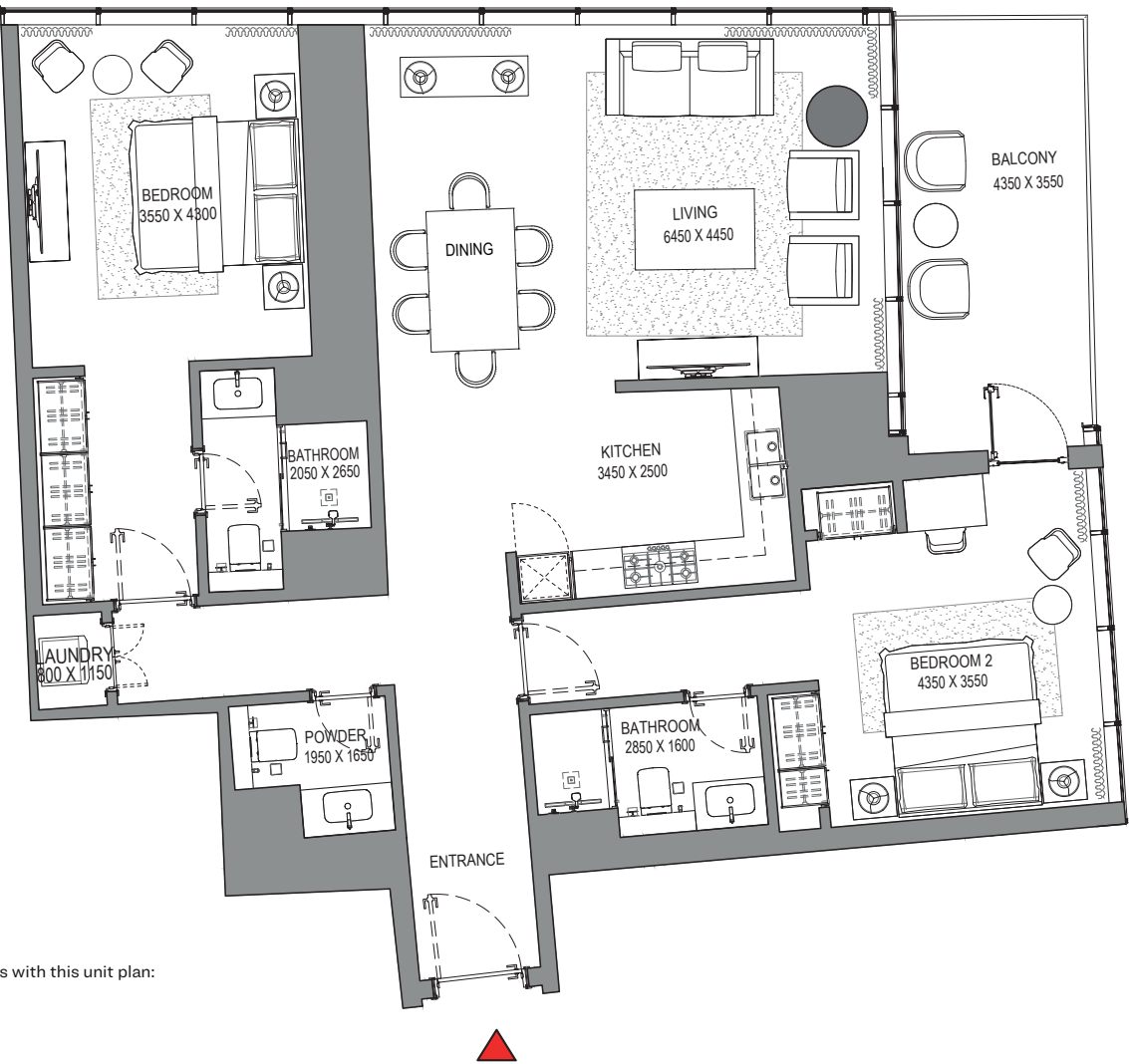
SUITE = 1,338.28 SQ.FT.

BALCONY = 136.49 SQ.FT.

TOTAL = 1,474.77 SQ.FT.



TYPICAL FLOOR PLAN
LEVEL 11-23



List of unit numbers with this unit plan:

VIEWS

Marina Skyline
1105

Marina, Marina Skyline
1205, 1305, 1405, 1505, 1605, 1705, 1805, 1905, 2005, 2105, 2205, 2305

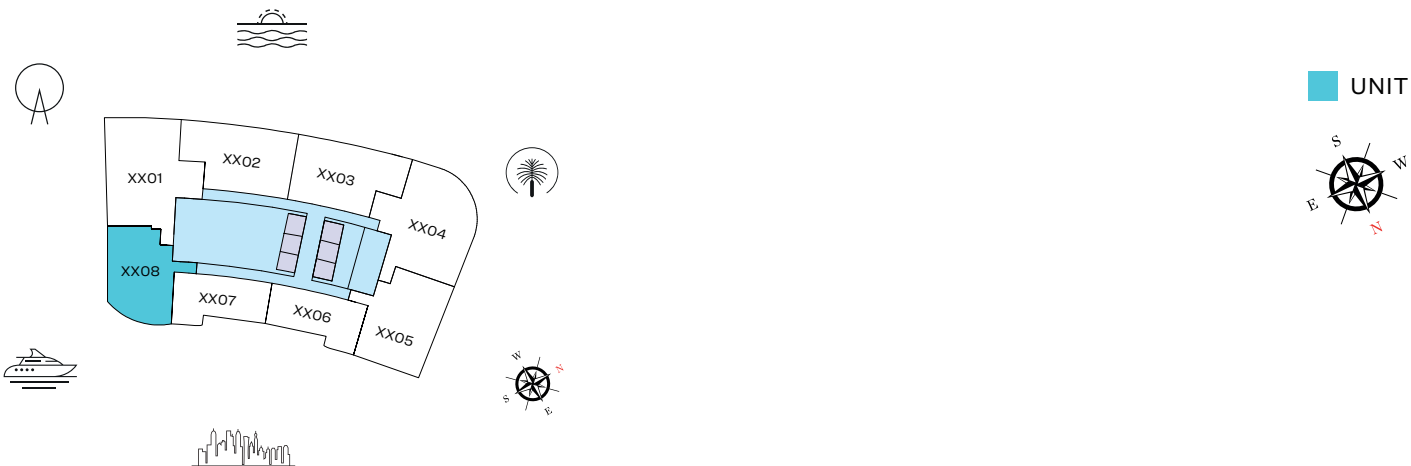
Disclaimer: 1. All dimensions are in metric, measured to wall finishes. 2. All materials, dimensions & drawings are approximate. 3. Information is subject to change without notice, at developer's absolute discretion. 4. Actual area may vary from the stated area. 5. Drawing are not to scale. 6. All images used are for illustrative purpose only and do not represent the actual size, features, specifications, fittings and furnishings. 7. The developer reserves the right to make revisions/ alterations, at its absolute discretion, without any liability whatsoever.

2 BEDROOM APARTMENT

TYPE D (with powder room + balcony)

TOTAL SALEABLE AREA

SUITE RANGE = 1,210.51 - 1,210.62 SQ.FT.
BALCONY RANGE = 70.93 - 71.04 SQ.FT.
TOTAL = 1,281.55 SQ.FT.



TYPICAL FLOOR PLAN
LEVEL 11-32

List of unit numbers with this unit plan:

VIEWS

Blue waters, Ain Dubai, JBR Beach, Sea
1108

Blue waters, Ain Dubai, JBR Beach, Marina, Sea
1208, 1308, 1408, 1508, 1608, 1708, 1808, 1908, 2008, 2108, 2208, 2308, 2408, 2508, 2608, 2708, 2808, 2908, 3008, 3108, 3208

Disclaimer: 1. All dimensions are in metric, measured to wall finishes. 2. All materials, dimensions & drawings are approximate. 3. Information is subject to change without notice, at developer's absolute discretion. 4. Actual area may vary from the stated area. 5. Drawing are not to scale. 6. All images used are for illustrative purpose only and do not represent the actual size, features, specifications, fittings and furnishings. 7. The developer reserves the right to make revisions/ alterations, at its absolute discretion, without any liability whatsoever.

1 BEDROOM APARTMENT

TYPE A (with powder room + balcony)

TOTAL SALEABLE AREA

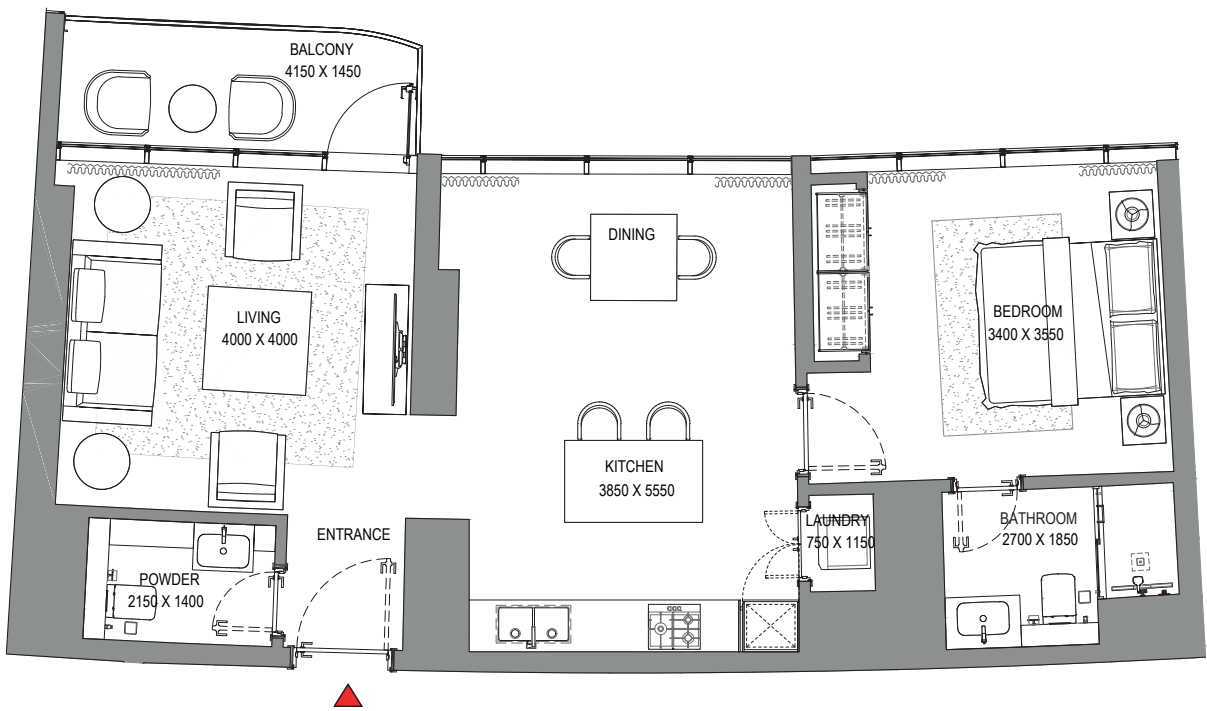
SUITE = 793.30 SQ.FT.

BALCONY = 68.67 SQ.FT.

TOTAL = 861.97 SQ.FT.



TYPICAL FLOOR PLAN
LEVEL 11-32



List of unit numbers with this unit plan:

VIEWS

Marina Skyline
1106

Marina, Marina Skyline
1206, 1306, 1406, 1506, 1606, 1706, 1806, 1906, 2006, 2106, 2206, 2306, 2406, 2506, 2606, 2706, 2806, 2906, 3006, 3106, 3206

Disclaimer: 1. All dimensions are in metric, measured to wall finishes. 2. All materials, dimensions & drawings are approximate. 3. Information is subject to change without notice, at developer's absolute discretion. 4. Actual area may vary from the stated area. 5. Drawing are not to scale. 6. All images used are for illustrative purpose only and do not represent the actual size, features, specifications, fittings and furnishings. 7. The developer reserves the right to make revisions/ alterations, at its absolute discretion, without any liability whatsoever.

1 BEDROOM APARTMENT

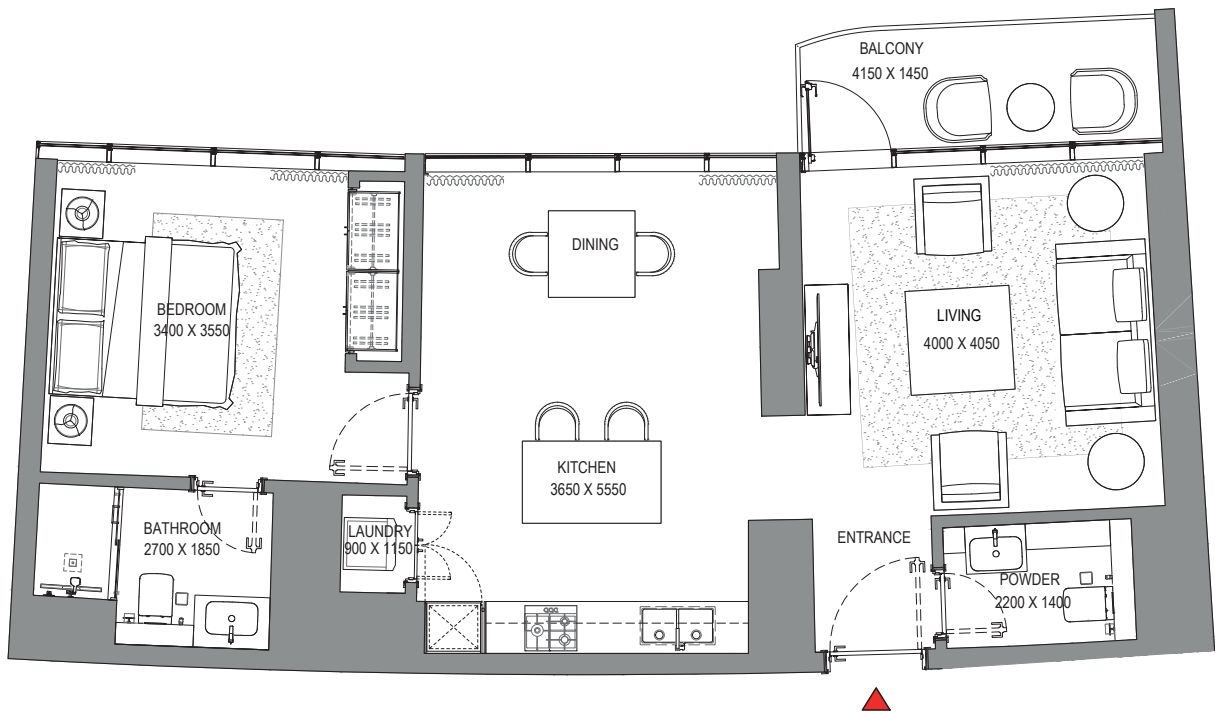
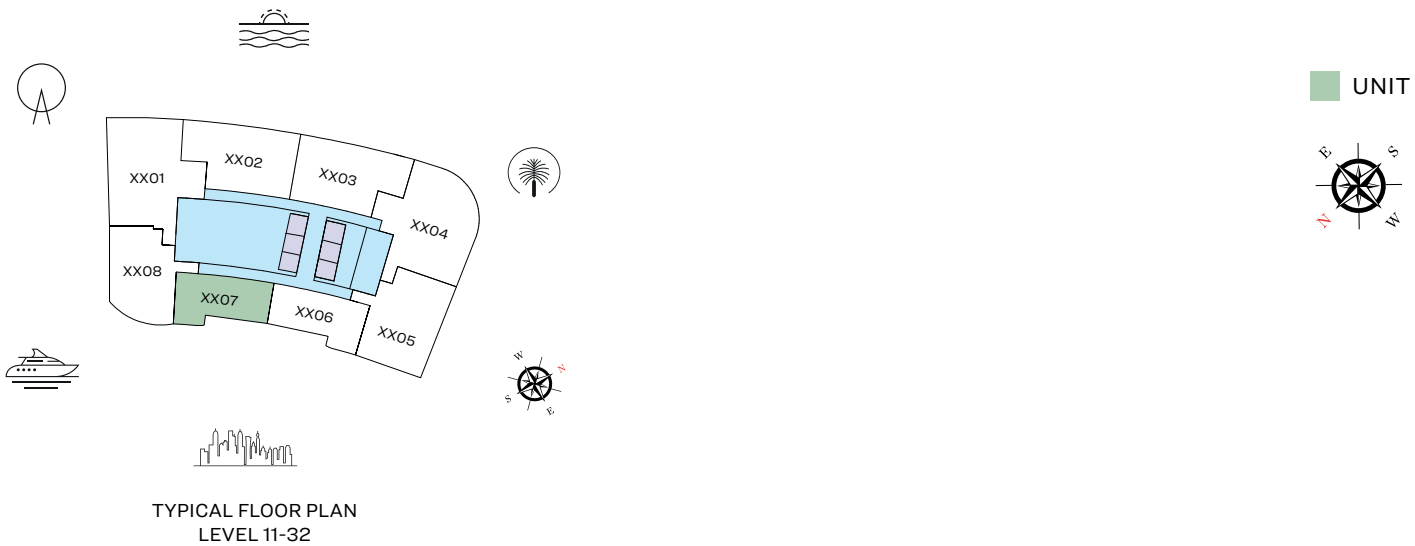
TYPE B (with powder room + balcony)

TOTAL SALEABLE AREA

SUITE = 793.30 SQ.FT.

BALCONY = 67.38 SQ.FT.

TOTAL = 860.68 SQ.FT.



List of unit numbers with this unit plan:

VIEWS

Marina Skyline
1107

Marina, Marina Skyline
1207, 1307, 1407, 1507, 1607, 1707, 1807, 1907, 2007, 2107, 2207, 2307, 2407, 2507, 2607, 2707, 2807, 2907, 3007, 3107, 3207

Disclaimer: 1. All dimensions are in metric, measured to wall finishes. 2. All materials, dimensions & drawings are approximate. 3. Information is subject to change without notice, at developer's absolute discretion. 4. Actual area may vary from the stated area. 5. Drawing are not to scale. 6. All images used are for illustrative purpose only and do not represent the actual size, features, specifications, fittings and furnishings. 7. The developer reserves the right to make revisions/ alterations, at its absolute discretion, without any liability whatsoever.

1 BEDROOM APARTMENT

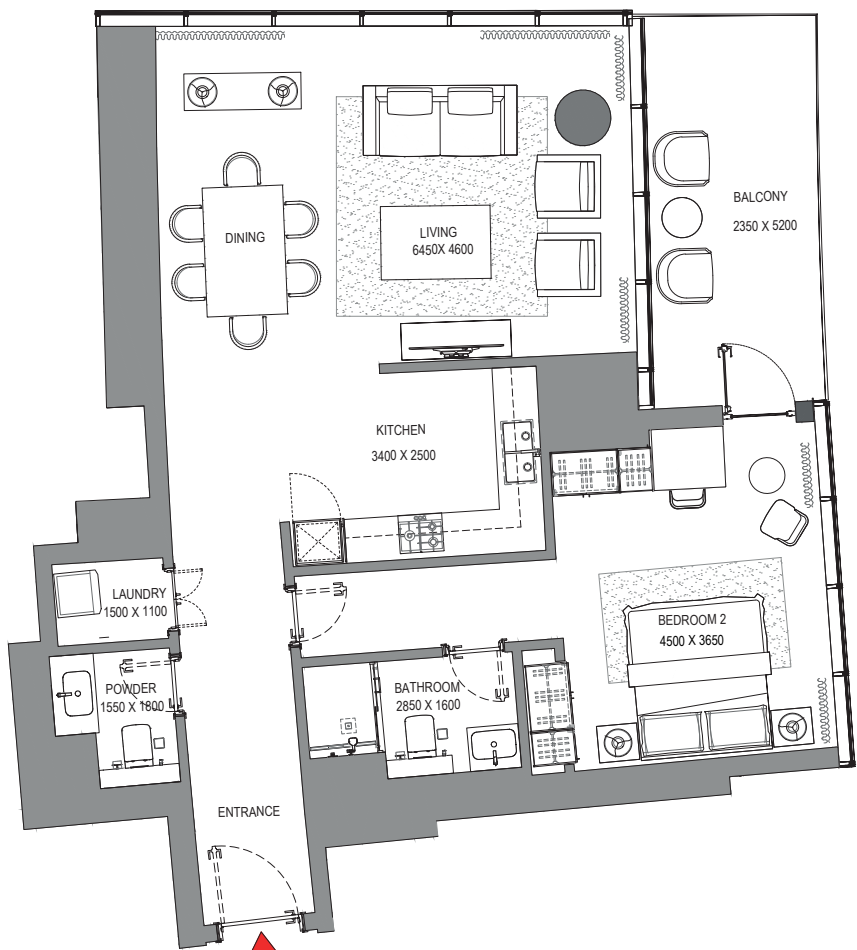
TYPE C (with powder room + balcony)

TOTAL SALEABLE AREA

SUITE = 969.61 SQ.FT.
BALCONY = 136.49 SQ.FT.
TOTAL = 1,106.10 SQ.FT.



TYPICAL FLOOR PLAN
LEVEL 24-32



List of unit numbers with this unit plan:

VIEWS

Marina, Marina Skyline

2405, 2505, 2605, 2705, 2805, 2905, 3005, 3105, 3205

Disclaimer: 1. All dimensions are in metric, measured to wall finishes. 2. All materials, dimensions & drawings are approximate. 3. Information is subject to change without notice, at developer's absolute discretion. 4. Actual area may vary from the stated area. 5. Drawing are not to scale. 6. All images used are for illustrative purpose only and do not represent the actual size, features, specifications, fittings and furnishings. 7. The developer reserves the right to make revisions/ alterations, at its absolute discretion, without any liability whatsoever.

FLOOR PLAN LAYOUT
TOWER A



- 1 BED UNIT

3 BED UNIT

LIFTS
- 2 BED UNIT


LOBBIES, CORRIDORS & STAIRS

Disclaimer: 1. All dimensions are in metric, measured to wall finishes. 2. All materials, dimensions & drawings are approximate. 3. Information is subject to change without notice, at developer's absolute discretion. 4. Actual area may vary from the stated area. 5. Drawing are not to scale. 6. All images used are for illustrative purpose only and do not represent the actual size, features, specifications, fittings and furnishings. 7. The developer reserves the right to make revisions/ alterations, at its absolute discretion, without any liability whatsoever.

3 BEDROOM APARTMENT

TYPE A (with maid room and powder room + balcony)

TOTAL SALEABLE AREA
 SUITE = 1,889.50 SQ.FT.
 BALCONY = 181.05 SQ.FT.
 TOTAL = 2,070.55 SQ.FT.



LEVEL 34



List of unit numbers with this unit plan:

VIEWS

Blue waters, Ain Dubai, Palm Jumeirah, Harbour, JBR Beach, Marina, Sea, Marina Skyline, Skydive
 3401

Disclaimer: 1. All dimensions are in metric, measured to wall finishes. 2. All materials, dimensions & drawings are approximate. 3. Information is subject to change without notice, at developer's absolute discretion. 4. Actual area may vary from the stated area. 5. Drawing are not to scale. 6. All images used are for illustrative purpose only and do not represent the actual size, features, specifications, fittings and furnishings. 7. The developer reserves the right to make revisions/ alterations, at its absolute discretion, without any liability whatsoever.

3 BEDROOM APARTMENT

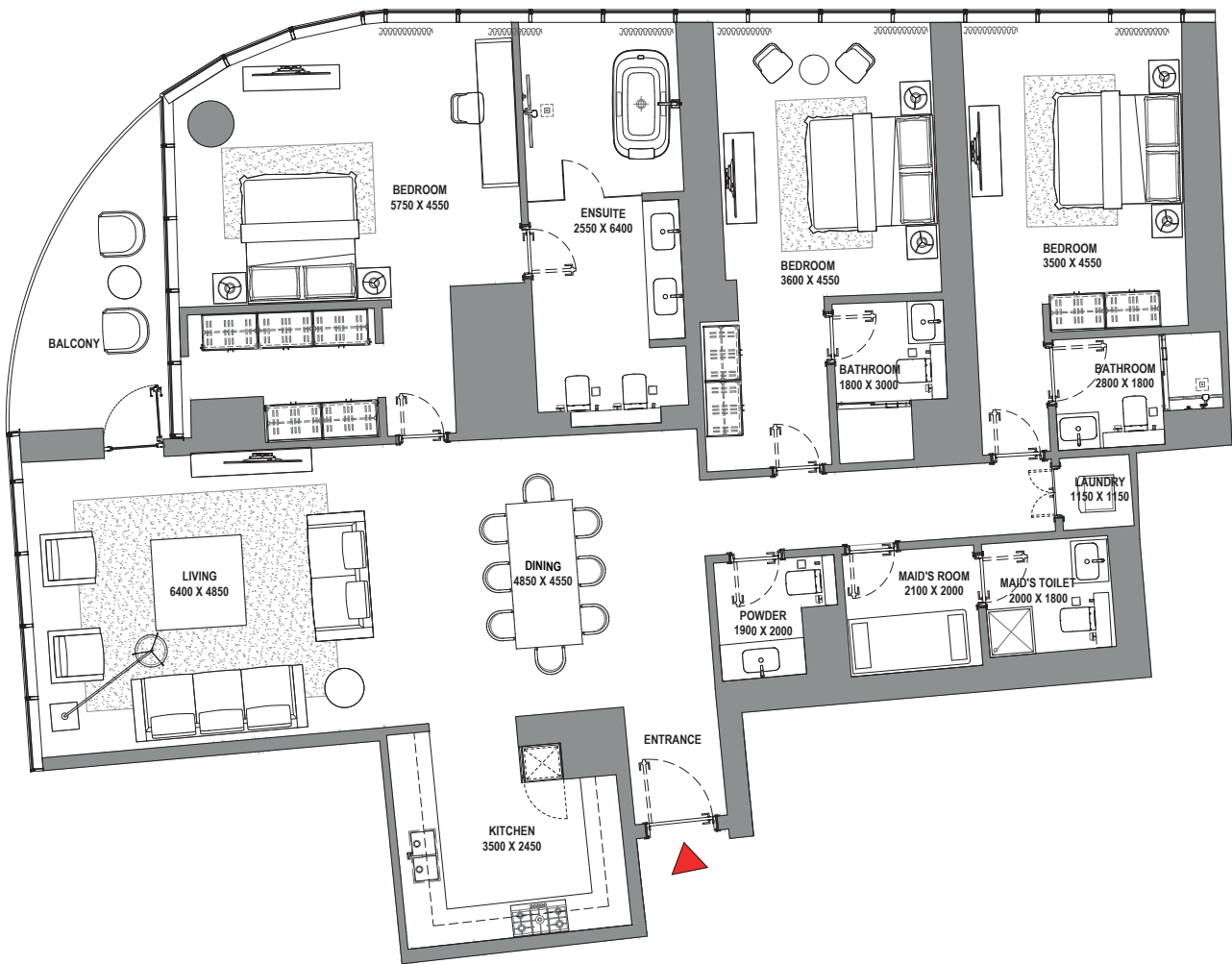

TYPE C (with maid room and powder room + balcony)

TOTAL SALEABLE AREA

SUITE = 2,356.97 SQ.FT.

BALCONY = 117.11 SQ.FT.

TOTAL = 2,474.08SQ.FT.



List of unit numbers with this unit plan:

VIEWS

Palm Jumeirah, Harbour, Sea, Skydive
3404

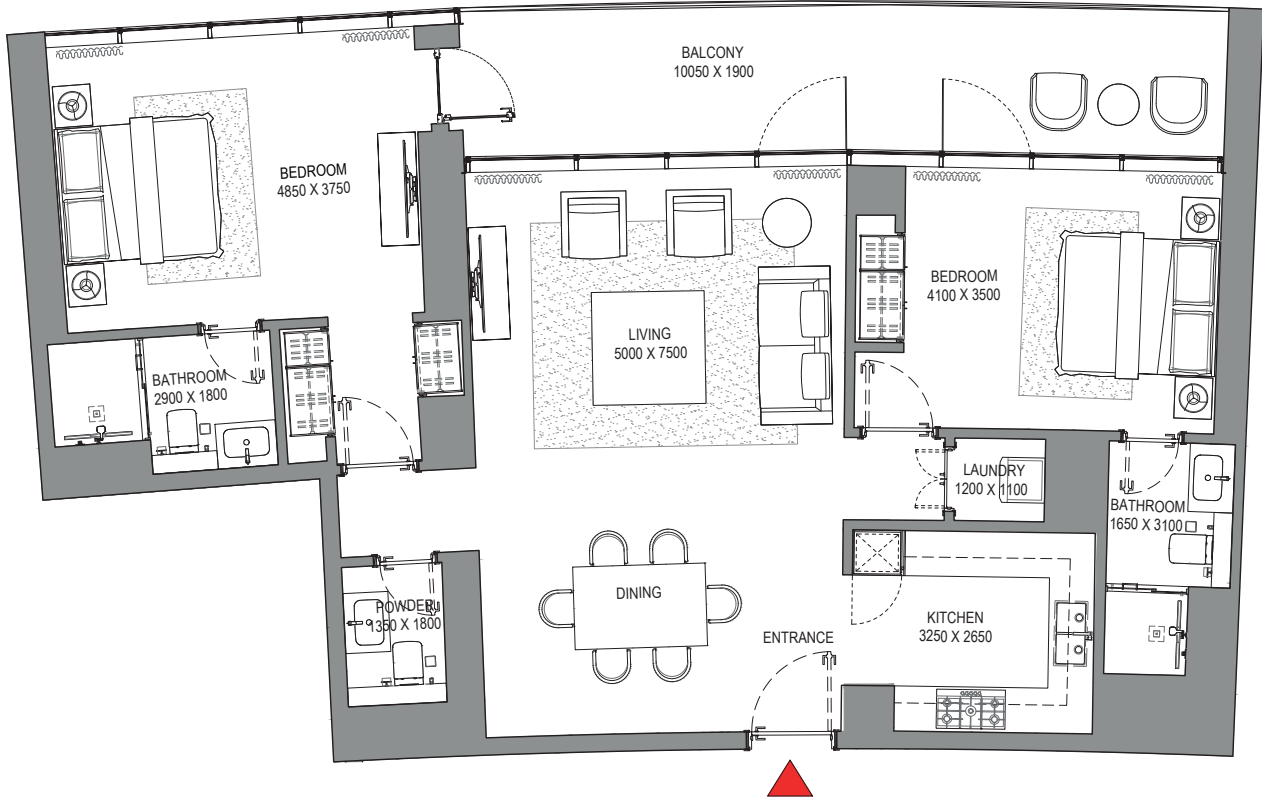

Disclaimer: 1. All dimensions are in metric, measured to wall finishes. 2. All materials, dimensions & drawings are approximate. 3. Information is subject to change without notice, at developer's absolute discretion. 4. Actual area may vary from the stated area. 5. Drawing are not to scale. 6. All images used are for illustrative purpose only and do not represent the actual size, features, specifications, fittings and furnishings. 7. The developer reserves the right to make revisions/ alterations, at its absolute discretion, without any liability whatsoever.

2 BEDROOM APARTMENT

TYPE A (with powder room + balcony)

TOTAL SALEABLE AREA

SUITE = 1,252.27 SQ.FT.
BALCONY = 232.29 SQ.FT.
TOTAL = 1,484.56 SQ.FT.



List of unit numbers with this unit plan:

VIEWS

Blue waters, Ain Dubai, Palm Jumeirah, Harbour, Sea, Skydive
3402

Disclaimer: 1. All dimensions are in metric, measured to wall finishes. 2. All materials, dimensions & drawings are approximate. 3. Information is subject to change without notice, at developer's absolute discretion. 4. Actual area may vary from the stated area. 5. Drawing are not to scale. 6. All images used are for illustrative purpose only and do not represent the actual size, features, specifications, fittings and furnishings. 7. The developer reserves the right to make revisions/ alterations, at its absolute discretion, without any liability whatsoever.

2 BEDROOM APARTMENT

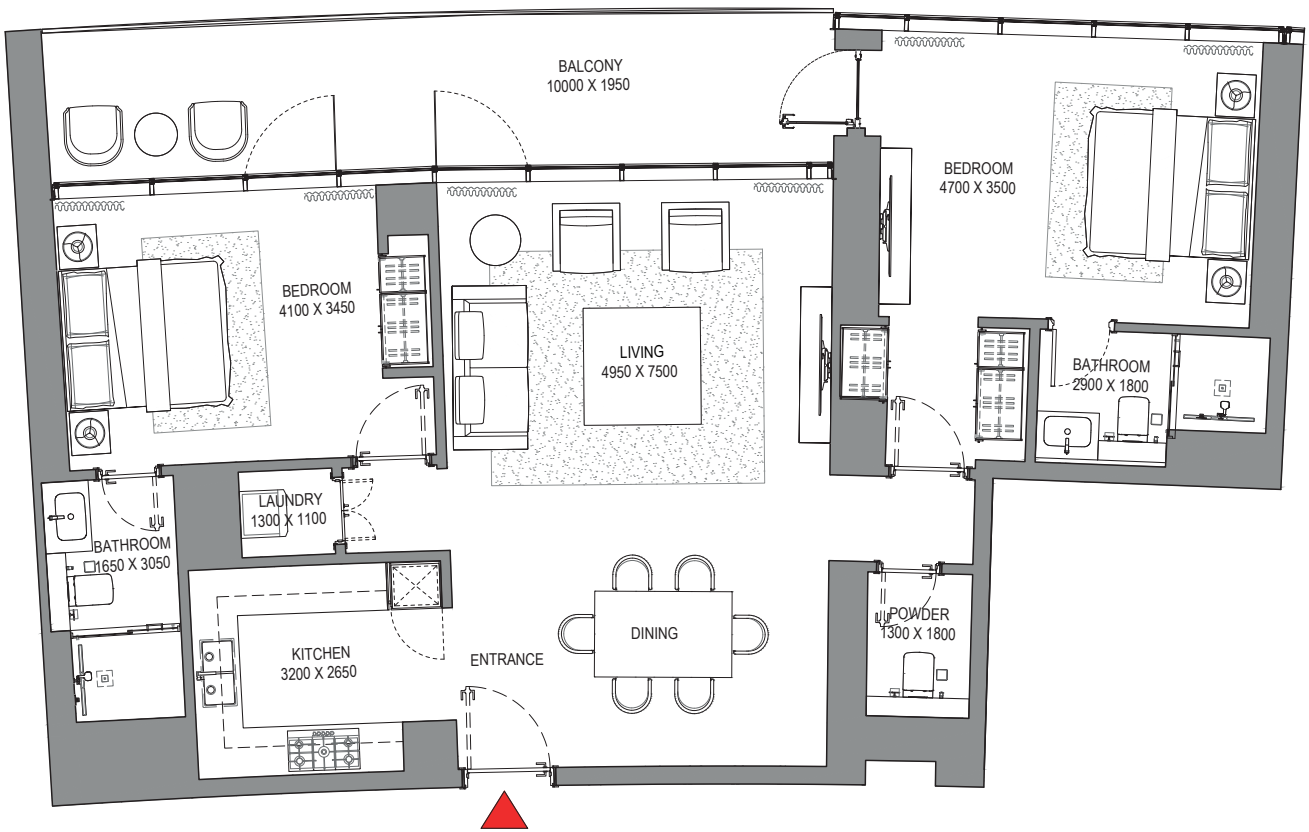

TYPE B (with powder room + balcony)

TOTAL SALEABLE AREA

SUITE RANGE = 1,237.31 SQ.FT.

BALCONY RANGE = 229.7 SQ.FT.

TOTAL = 1,467.01 SQ.FT.



List of unit numbers with this unit plan:

VIEWS

Palm Jumeirah, Harbour, Sea, Skydive
3403

Disclaimer: 1. All dimensions are in metric, measured to wall finishes. 2. All materials, dimensions & drawings are approximate. 3. Information is subject to change without notice, at developer's absolute discretion. 4. Actual area may vary from the stated area. 5. Drawing are not to scale. 6. All images used are for illustrative purpose only and do not represent the actual size, features, specifications, fittings and furnishings. 7. The developer reserves the right to make revisions/ alterations, at its absolute discretion, without any liability whatsoever.

2 BEDROOM APARTMENT

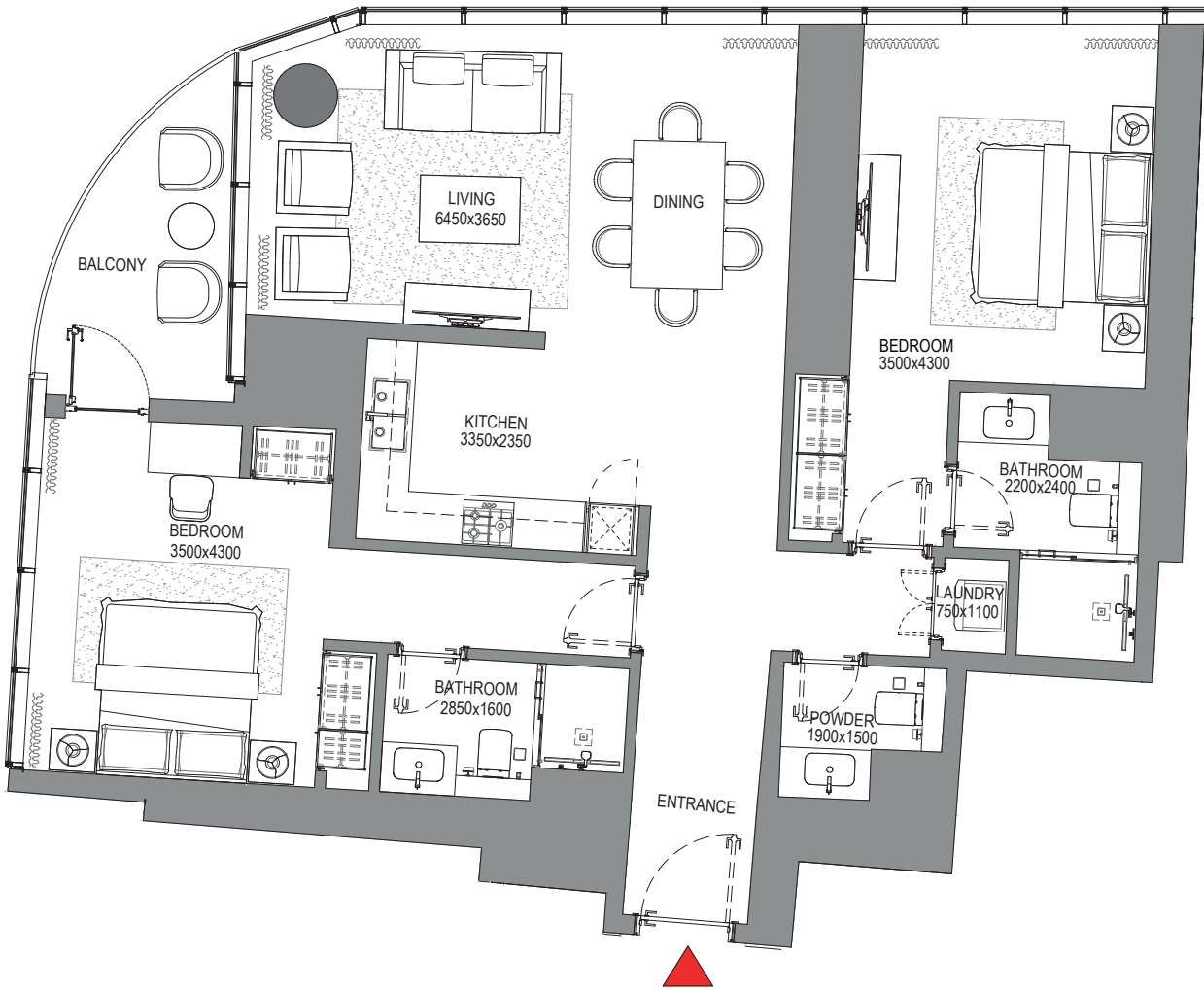

TYPE D (with powder room + balcony)

TOTAL SALEABLE AREA

SUITE = 1,229.78 SQ.FT.

BALCONY = 75.02 SQ.FT.

TOTAL = 1,304.80 SQ.FT.



List of unit numbers with this unit plan:

VIEWS

Blue waters, Ain Dubai, JBR Beach, Marina, Sea
3408

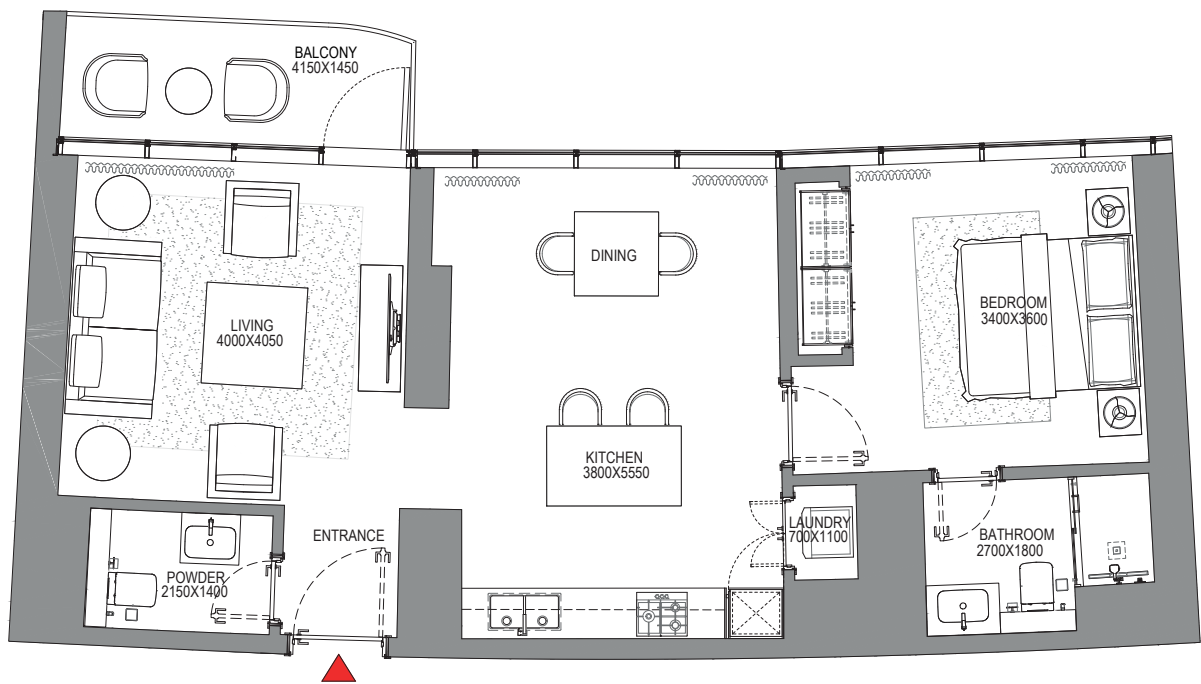
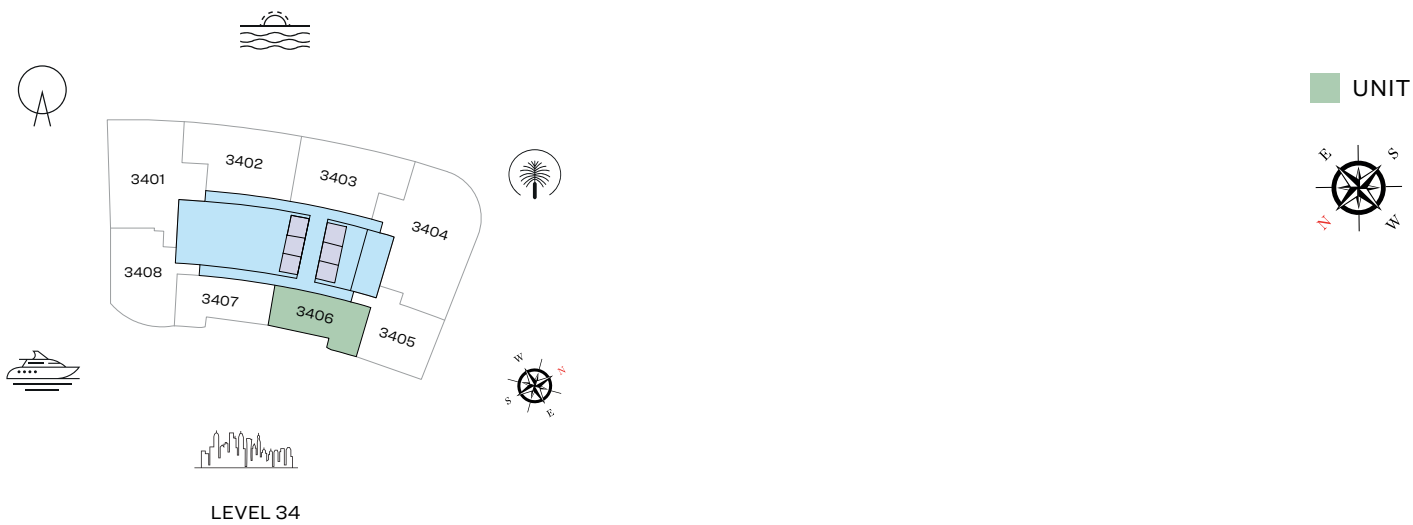
Disclaimer: 1. All dimensions are in metric, measured to wall finishes. 2. All materials, dimensions & drawings are approximate. 3. Information is subject to change without notice, at developer's absolute discretion. 4. Actual area may vary from the stated area. 5. Drawing are not to scale. 6. All images used are for illustrative purpose only and do not represent the actual size, features, specifications, fittings and furnishings. 7. The developer reserves the right to make revisions/ alterations, at its absolute discretion, without any liability whatsoever.

1 BEDROOM APARTMENT

TYPE A (with powder room + balcony)

TOTAL SALEABLE AREA

SUITE = 800.30 SQ.FT.
BALCONY = 70.07 SQ.FT.
TOTAL = 870.37 SQ.FT.



List of unit numbers with this unit plan:

VIEWS

Marina, Marina Skyline
3406

Disclaimer: 1. All dimensions are in metric, measured to wall finishes. 2. All materials, dimensions & drawings are approximate. 3. Information is subject to change without notice, at developer's absolute discretion. 4. Actual area may vary from the stated area. 5. Drawing are not to scale. 6. All images used are for illustrative purpose only and do not represent the actual size, features, specifications, fittings and furnishings. 7. The developer reserves the right to make revisions/ alterations, at its absolute discretion, without any liability whatsoever.

1 BEDROOM APARTMENT

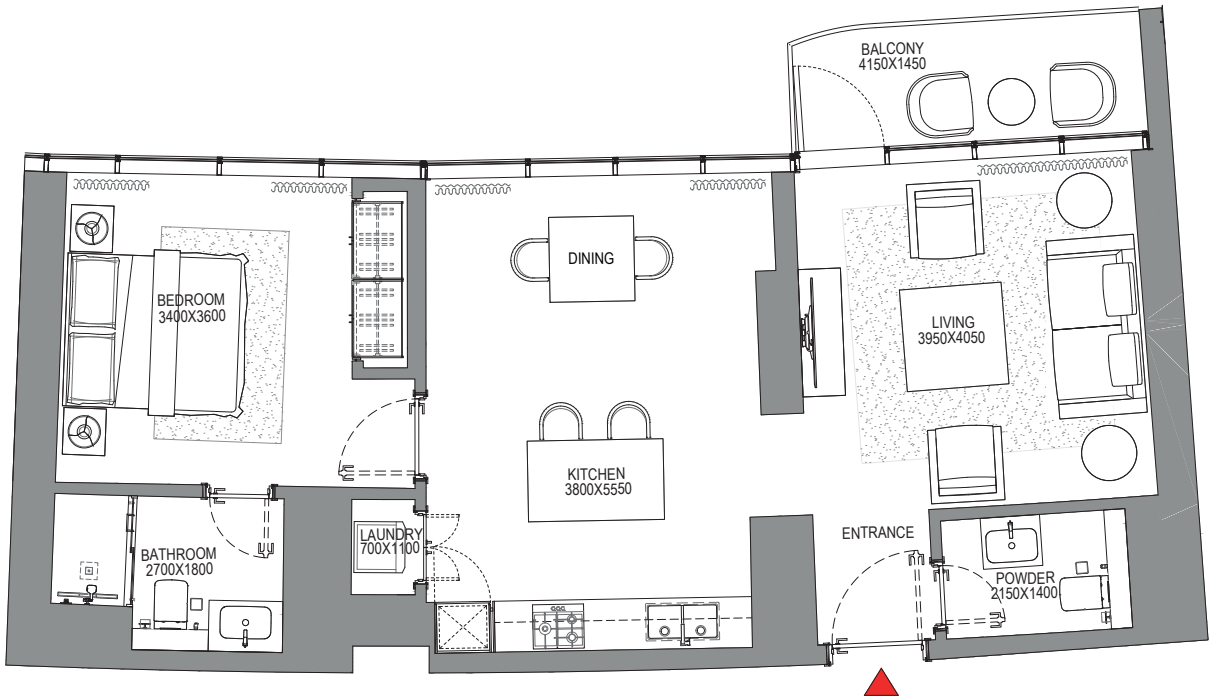
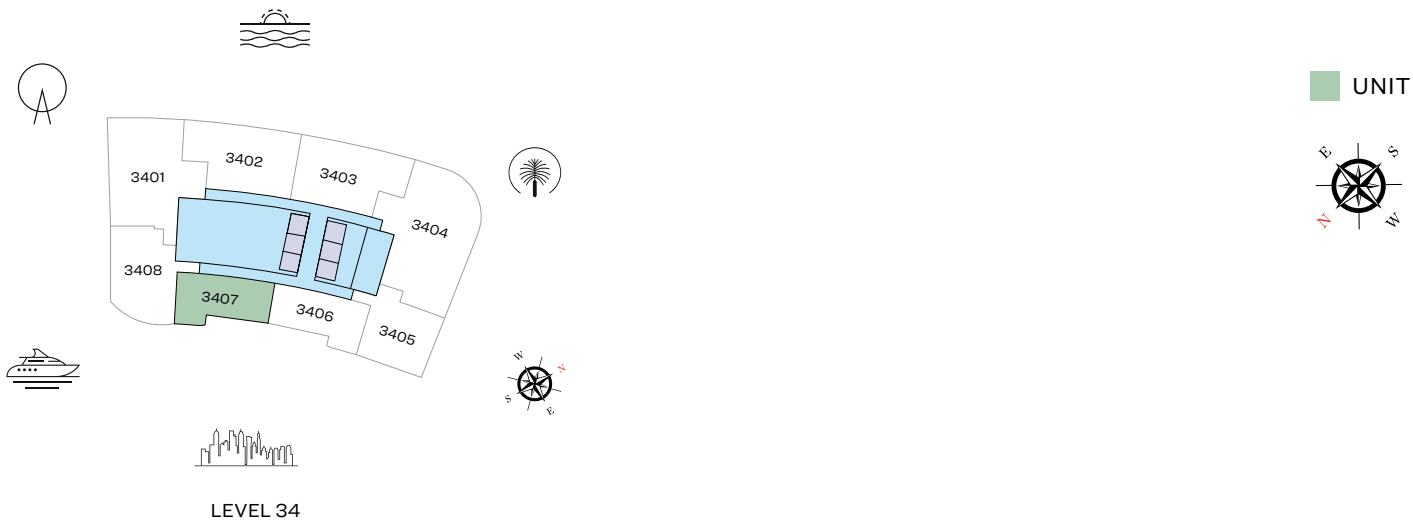
TYPE B (with powder room + balcony)

TOTAL SALEABLE AREA

SUITE = 799.33 SQ.FT.

BALCONY = 68.57 SQ.FT.

TOTAL = 867.9 SQ.FT.



List of unit numbers with this unit plan:

VIEWS

Marina, Marina Skyline
3407

Disclaimer: 1. All dimensions are in metric, measured to wall finishes. 2. All materials, dimensions & drawings are approximate. 3. Information is subject to change without notice, at developer's absolute discretion. 4. Actual area may vary from the stated area. 5. Drawing are not to scale. 6. All images used are for illustrative purpose only and do not represent the actual size, features, specifications, fittings and furnishings. 7. The developer reserves the right to make revisions/ alterations, at its absolute discretion, without any liability whatsoever.

1 BEDROOM APARTMENT

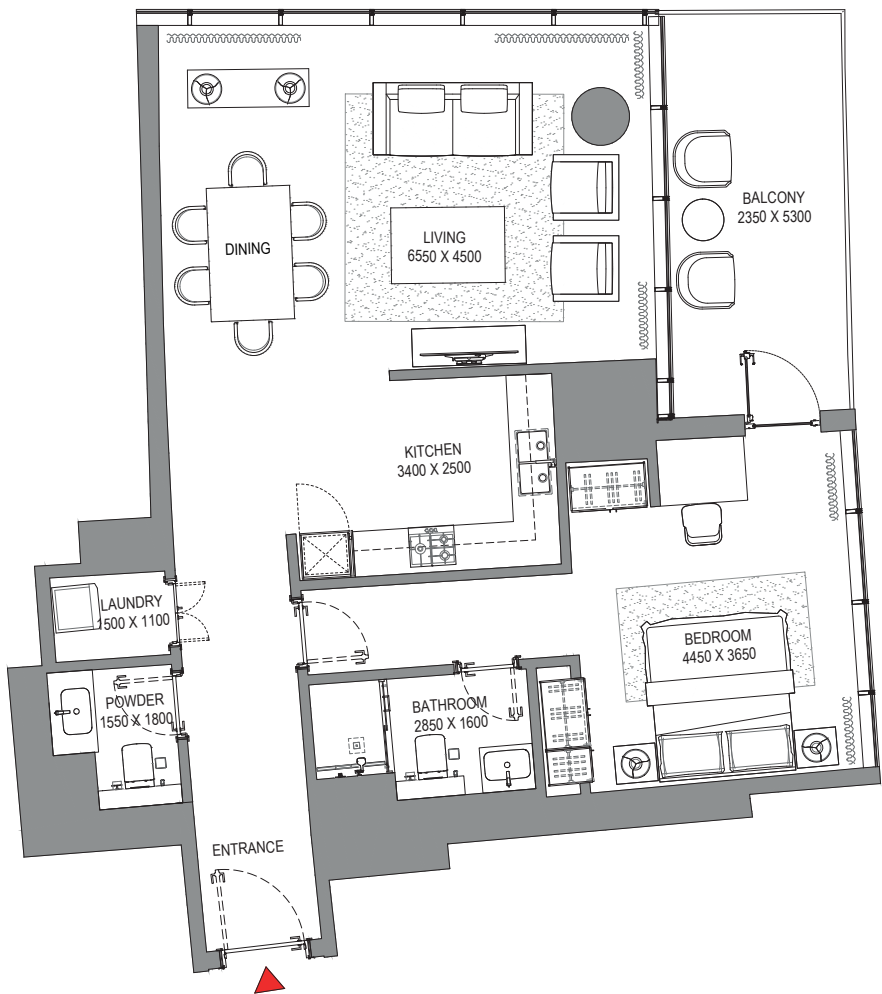
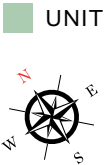
TYPE C (with powder room + balcony)

TOTAL SALEABLE AREA

SUITE = 986.84 SQ.FT.
BALCONY = 138.90 SQ.FT.
TOTAL = 1125.74 SQ.FT.



LEVEL 34



List of unit numbers with this unit plan:

VIEWS

Marina, Marina Skyline
3405

Disclaimer: 1. All dimensions are in metric, measured to wall finishes. 2. All materials, dimensions & drawings are approximate. 3. Information is subject to change without notice, at developer's absolute discretion. 4. Actual area may vary from the stated area. 5. Drawing are not to scale. 6. All images used are for illustrative purpose only and do not represent the actual size, features, specifications, fittings and furnishings. 7. The developer reserves the right to make revisions/ alterations, at its absolute discretion, without any liability whatsoever.

FLOOR PLAN LAYOUT
TOWER A

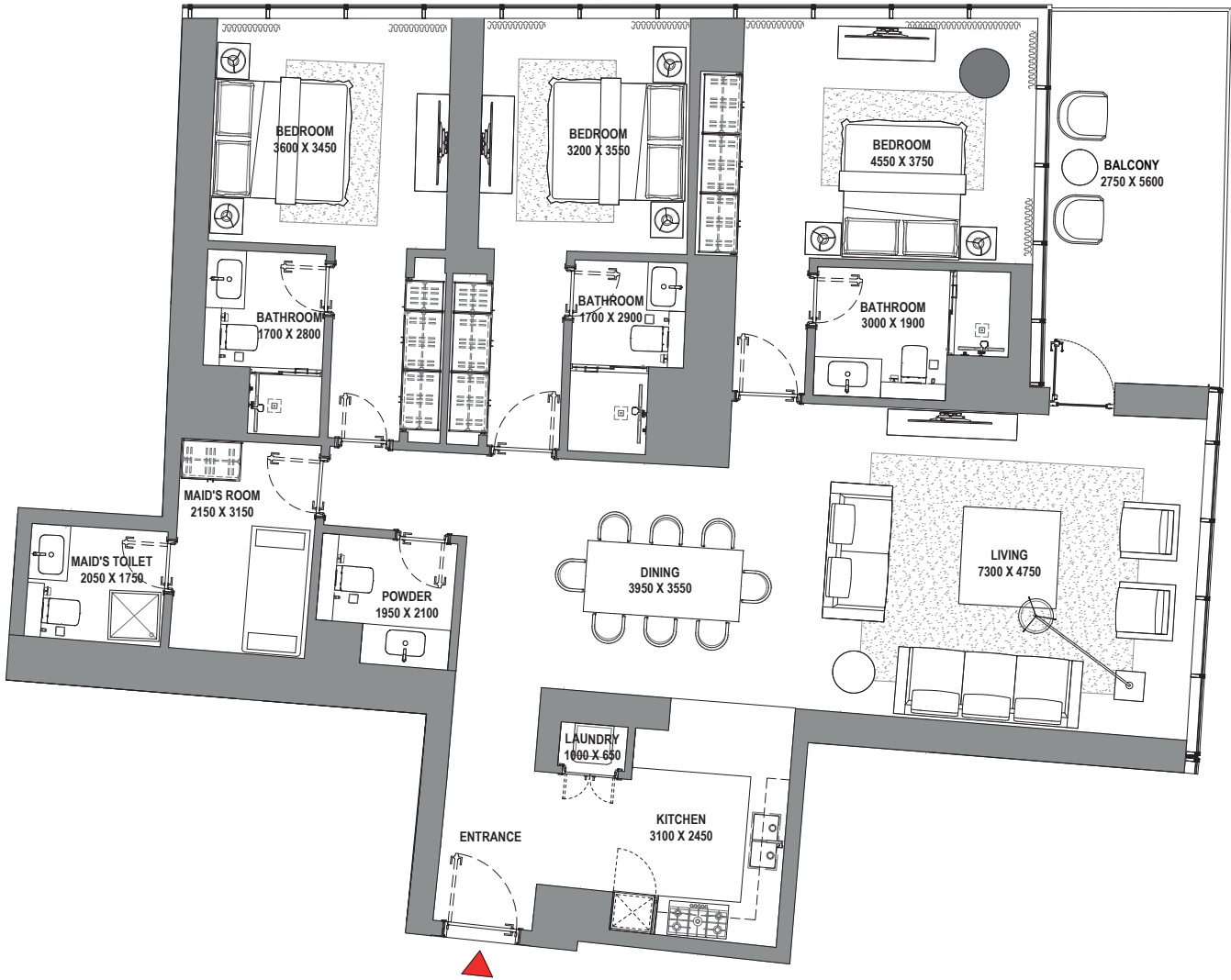



- 1 BED UNIT
- 2 BED UNIT
- 3 BED UNIT
- LOBBIES, CORRIDORS & STAIRS
- LIFTS

Disclaimer: 1. All dimensions are in metric, measured to wall finishes. 2. All materials, dimensions & drawings are approximate. 3. Information is subject to change without notice, at developer's absolute discretion. 4. Actual area may vary from the stated area. 5. Drawing are not to scale. 6. All images used are for illustrative purpose only and do not represent the actual size, features, specifications, fittings and furnishings. 7. The developer reserves the right to make revisions/ alterations, at its absolute discretion, without any liability whatsoever.

3 BEDROOM APARTMENT
TYPE A (with maid room and powder room + balcony)

TOTAL SALEABLE AREA
SUITE = 1,901.44 SQ.FT.
BALCONY = 182.88 SQ.FT.
TOTAL = 2,084.32 SQ.FT.



List of unit numbers with this unit plan:

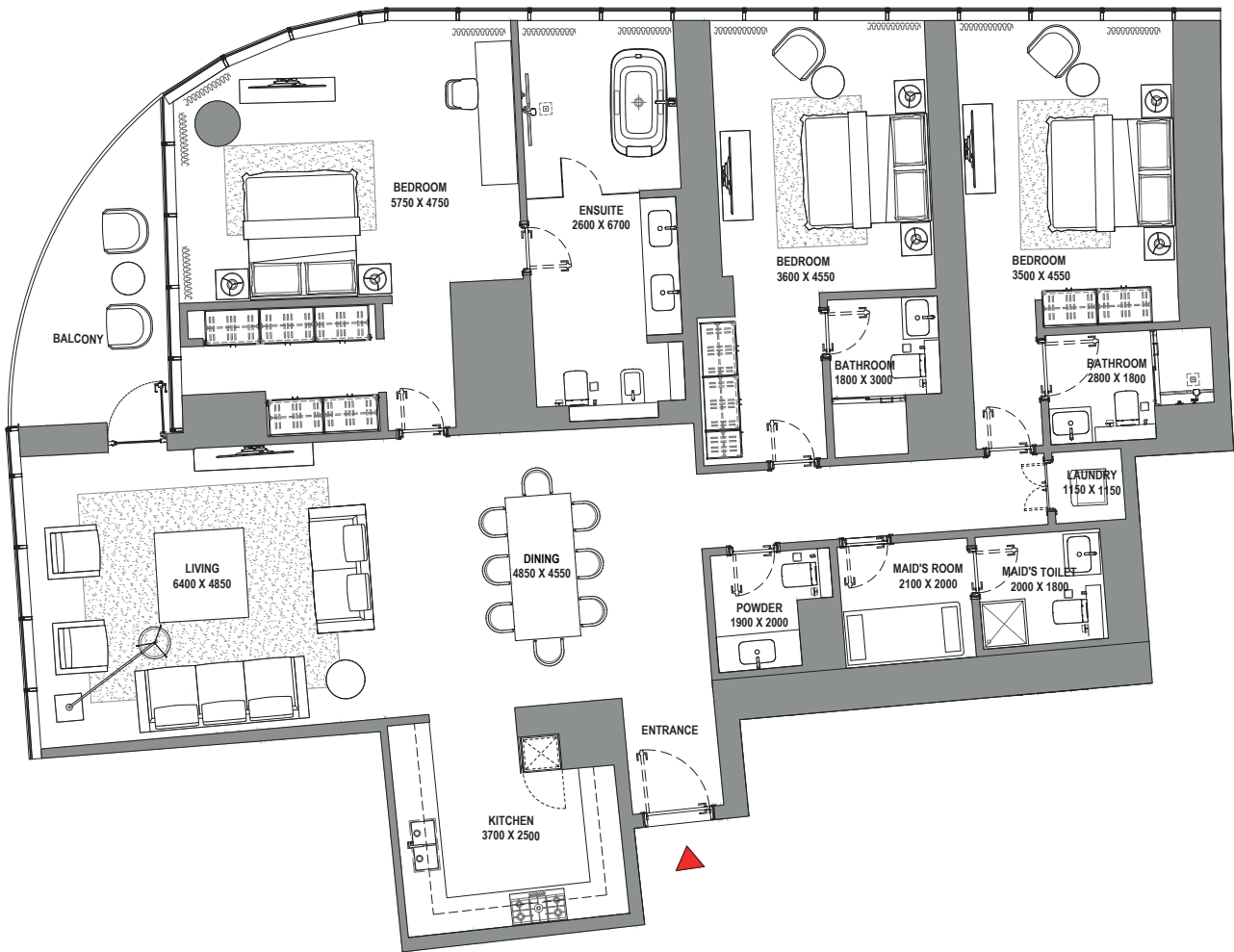

VIEWS

Blue waters, Ain Dubai, Palm Jumeirah, Harbour, JBR Beach, Marina, Sea, Marina Skyline, Skydive
3501

Disclaimer: 1. All dimensions are in metric, measured to wall finishes. 2. All materials, dimensions & drawings are approximate. 3. Information is subject to change without notice, at developer's absolute discretion. 4. Actual area may vary from the stated area. 5. Drawing are not to scale. 6. All images used are for illustrative purpose only and do not represent the actual size, features, specifications, fittings and furnishings. 7. The developer reserves the right to make revisions/ alterations, at its absolute discretion, without any liability whatsoever.

3 BEDROOM APARTMENT
TYPE C (with maid room and powder room + balcony)

TOTAL SALEABLE AREA
SUITE = 2,370.00 SQ.FT.
BALCONY = 117.54 SQ.FT.
TOTAL = 2,487.54 SQ.FT.



List of unit numbers with this unit plan:

VIEWS

Palm Jumeirah, Harbour, Sea, Skydive
3504

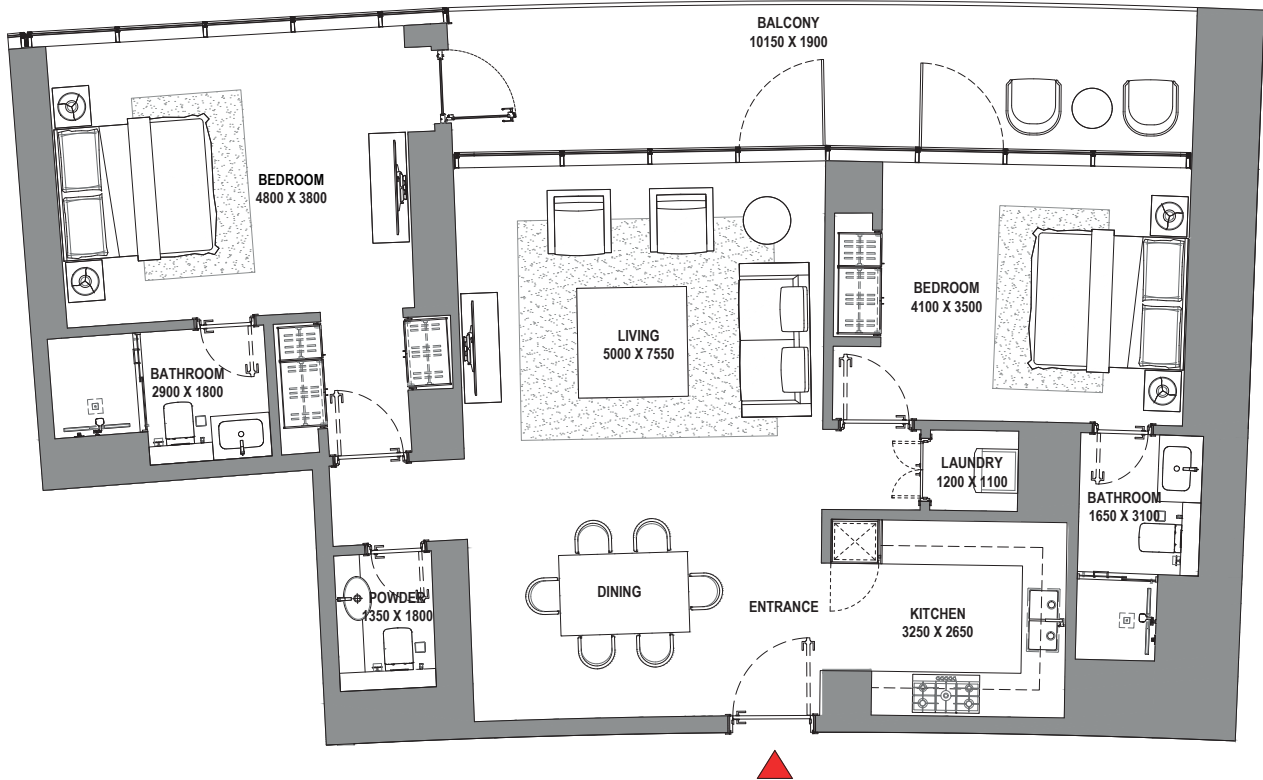

Disclaimer: 1. All dimensions are in metric, measured to wall finishes. 2. All materials, dimensions & drawings are approximate. 3. Information is subject to change without notice, at developer's absolute discretion. 4. Actual area may vary from the stated area. 5. Drawing are not to scale. 6. All images used are for illustrative purpose only and do not represent the actual size, features, specifications, fittings and furnishings. 7. The developer reserves the right to make revisions/ alterations, at its absolute discretion, without any liability whatsoever.

2 BEDROOM APARTMENT

TYPE A (with powder room + balcony)

TOTAL SALEABLE AREA

SUITE = 1,261.21 SQ.FT.
BALCONY = 232.39 SQ.FT.
TOTAL = 1,493.6 SQ.FT.



List of unit numbers with this unit plan:

VIEWS

Blue waters, Ain Dubai, Palm Jumeirah, Harbour, Sea, Skydive
3502

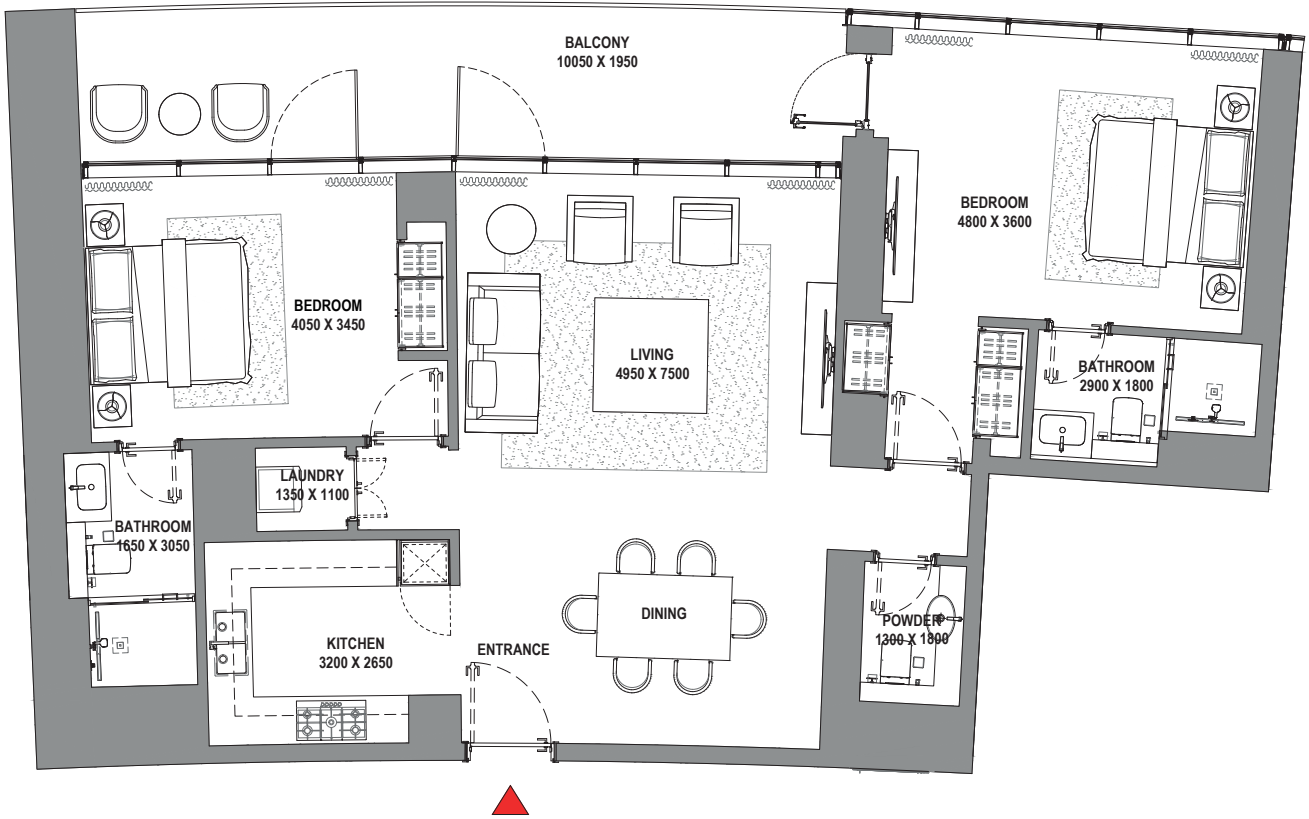

Disclaimer: 1. All dimensions are in metric, measured to wall finishes. 2. All materials, dimensions & drawings are approximate. 3. Information is subject to change without notice, at developer's absolute discretion. 4. Actual area may vary from the stated area. 5. Drawing are not to scale. 6. All images used are for illustrative purpose only and do not represent the actual size, features, specifications, fittings and furnishings. 7. The developer reserves the right to make revisions/ alterations, at its absolute discretion, without any liability whatsoever.

2 BEDROOM APARTMENT

TYPE B (with powder room + balcony)

TOTAL SALEABLE AREA

SUITE = 1,243.45 SQ.FT.
BALCONY = 235.51 SQ.FT.
TOTAL = 1,478.96 SQ.FT.



List of unit numbers with this unit plan:

VIEWS

Palm Jumeirah, Harbour, Sea, Skydive
3503

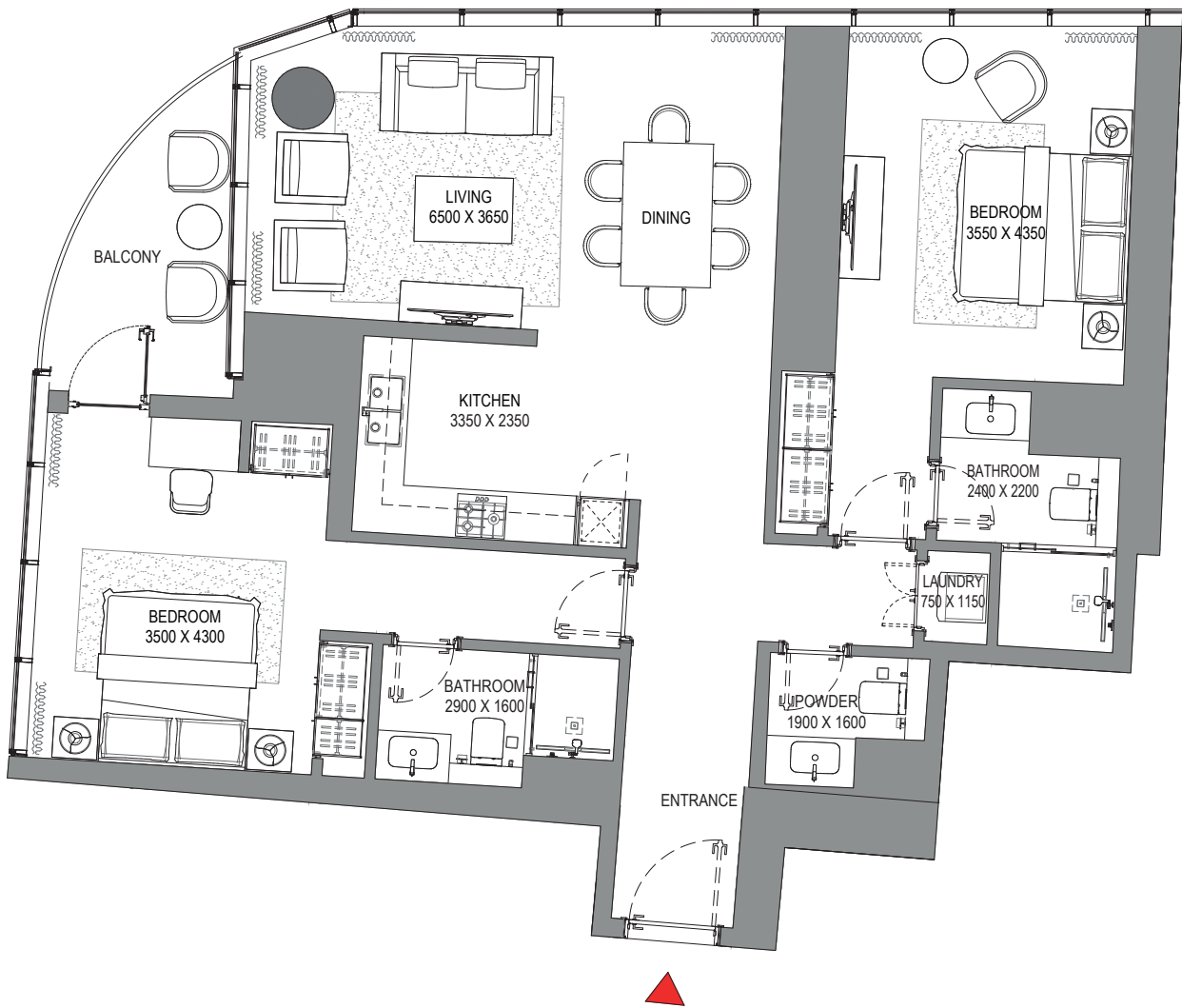

Disclaimer: 1. All dimensions are in metric, measured to wall finishes. 2. All materials, dimensions & drawings are approximate. 3. Information is subject to change without notice, at developer's absolute discretion. 4. Actual area may vary from the stated area. 5. Drawing are not to scale. 6. All images used are for illustrative purpose only and do not represent the actual size, features, specifications, fittings and furnishings. 7. The developer reserves the right to make revisions/ alterations, at its absolute discretion, without any liability whatsoever.

2 BEDROOM APARTMENT

TYPE D (with powder room + balcony)

TOTAL SALEABLE AREA

SUITE = 1,234.51 SQ.FT.
BALCONY = 75.02 SQ.FT.
TOTAL = 1,309.53 SQ.FT.



List of unit numbers with this unit plan:

VIEWS

Blue waters, Ain Dubai, JBR Beach, Marina, Sea
3508

Disclaimer: 1. All dimensions are in metric, measured to wall finishes. 2. All materials, dimensions & drawings are approximate. 3. Information is subject to change without notice, at developer's absolute discretion. 4. Actual area may vary from the stated area. 5. Drawing are not to scale. 6. All images used are for illustrative purpose only and do not represent the actual size, features, specifications, fittings and furnishings. 7. The developer reserves the right to make revisions/ alterations, at its absolute discretion, without any liability whatsoever.

1 BEDROOM APARTMENT

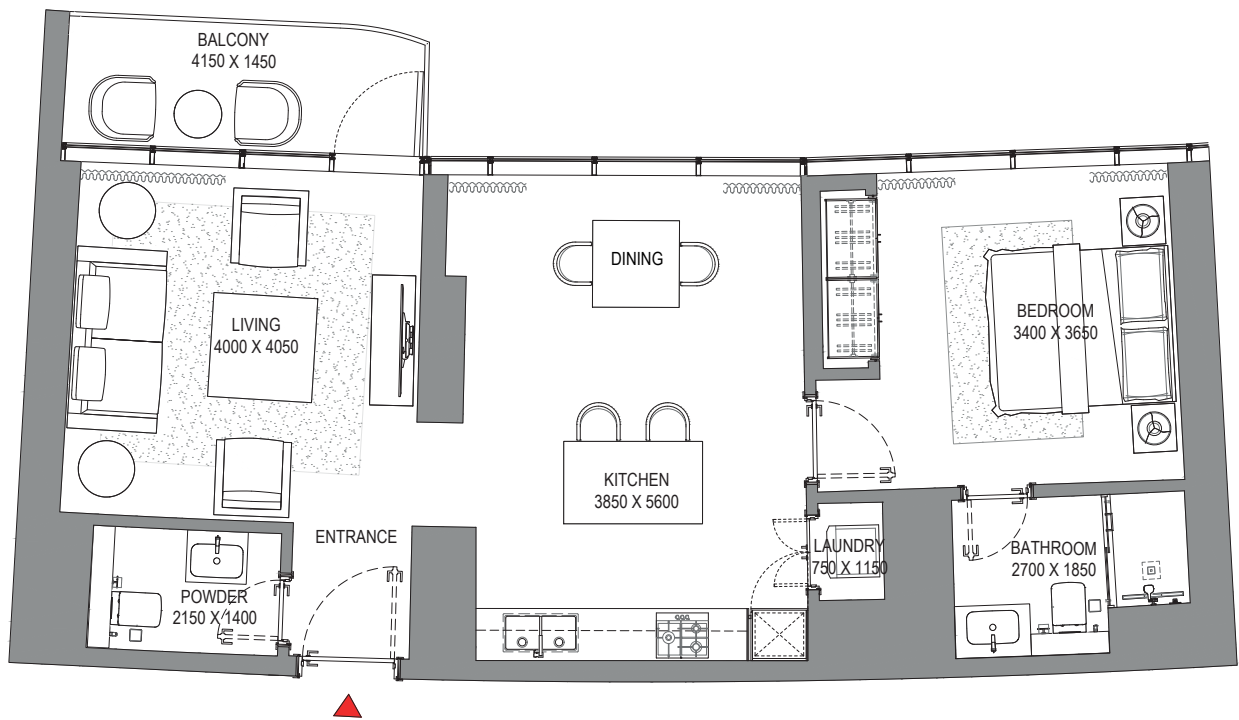
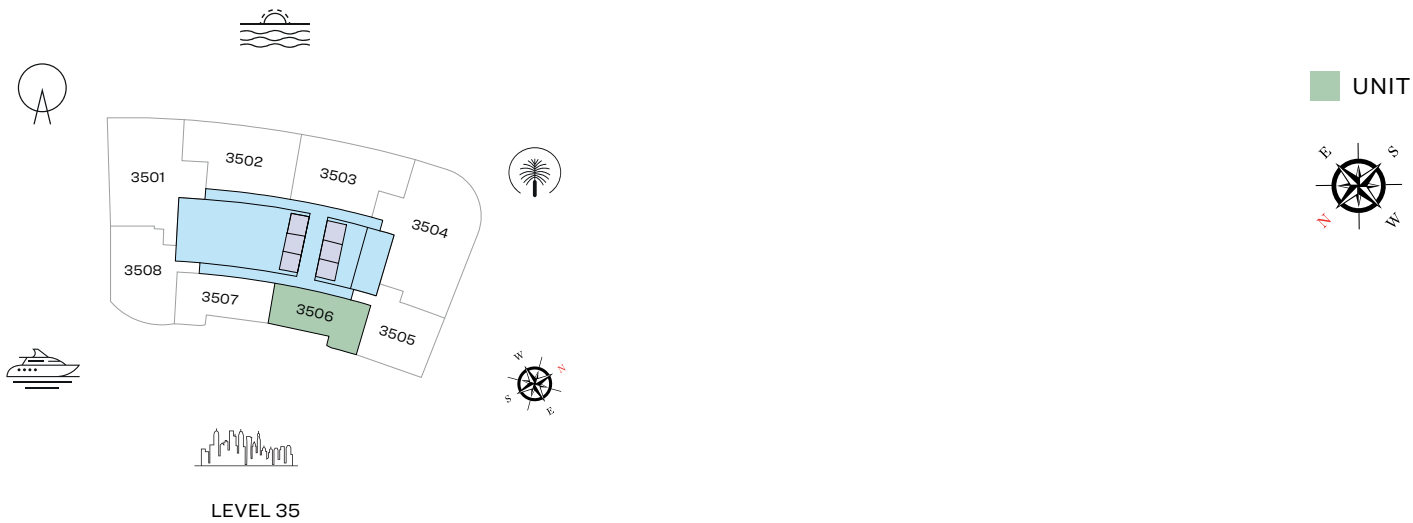
TYPE A (with powder room + balcony)

TOTAL SALEABLE AREA

SUITE = 800.30 SQ.FT.

BALCONY = 70.72 SQ.FT.

TOTAL = 871.02 SQ.FT.



List of unit numbers with this unit plan:

VIEWS

Marina, Marina Skyline
3506

Disclaimer: 1. All dimensions are in metric, measured to wall finishes. 2. All materials, dimensions & drawings are approximate. 3. Information is subject to change without notice, at developer's absolute discretion. 4. Actual area may vary from the stated area. 5. Drawing are not to scale. 6. All images used are for illustrative purpose only and do not represent the actual size, features, specifications, fittings and furnishings. 7. The developer reserves the right to make revisions/ alterations, at its absolute discretion, without any liability whatsoever.

1 BEDROOM APARTMENT

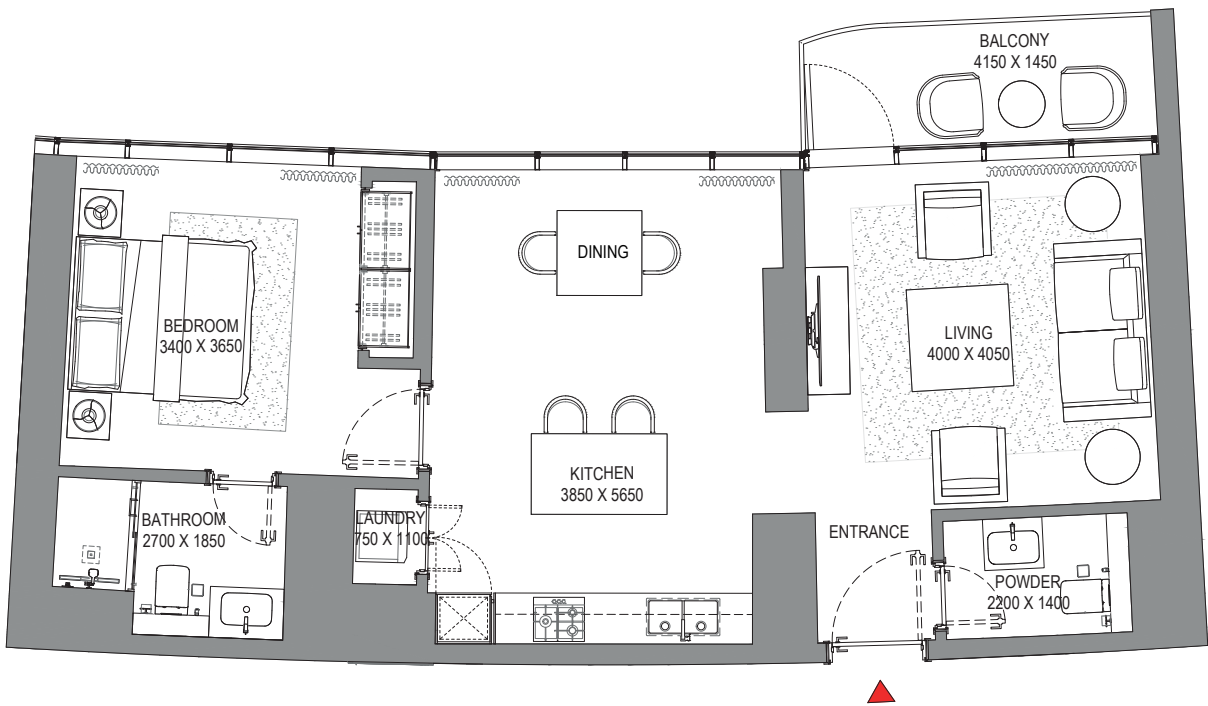

TYPE B (with powder room + balcony)

TOTAL SALEABLE AREA

SUITE = 799.33 SQ.FT.

BALCONY = 68.57 SQ.FT.

TOTAL = 867.9 SQ.FT.



List of unit numbers with this unit plan:

VIEWS

Marina, Marina Skyline
3507

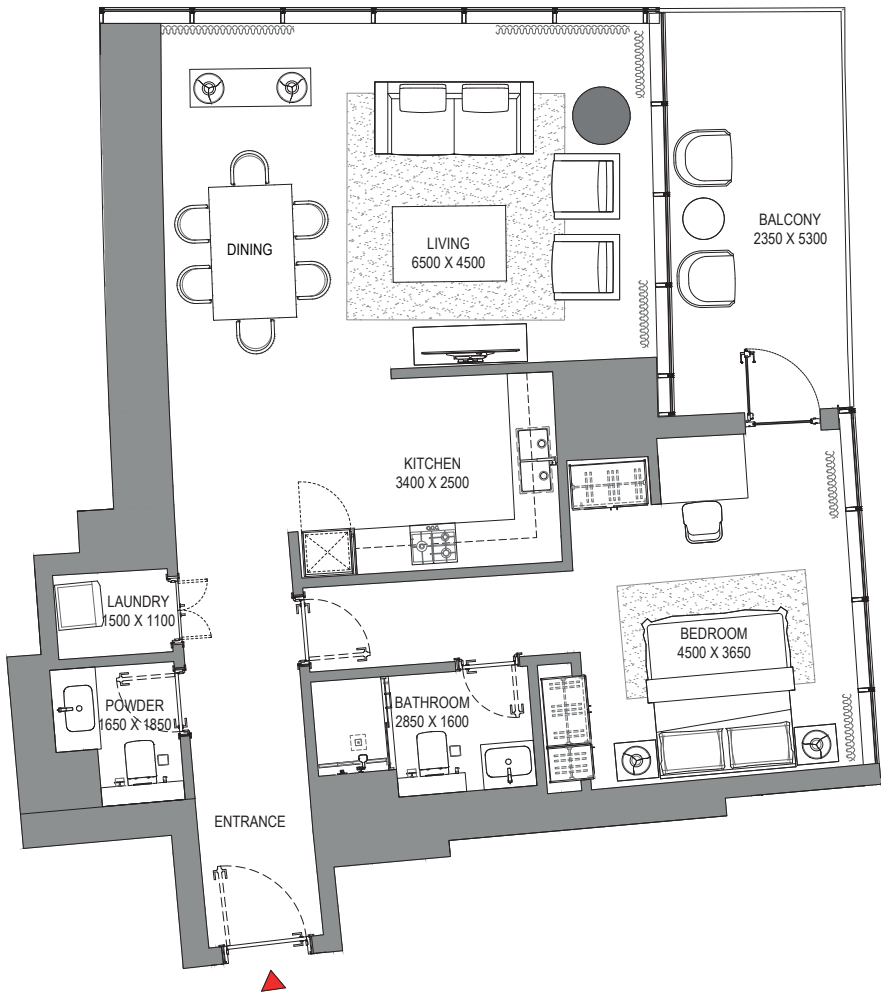
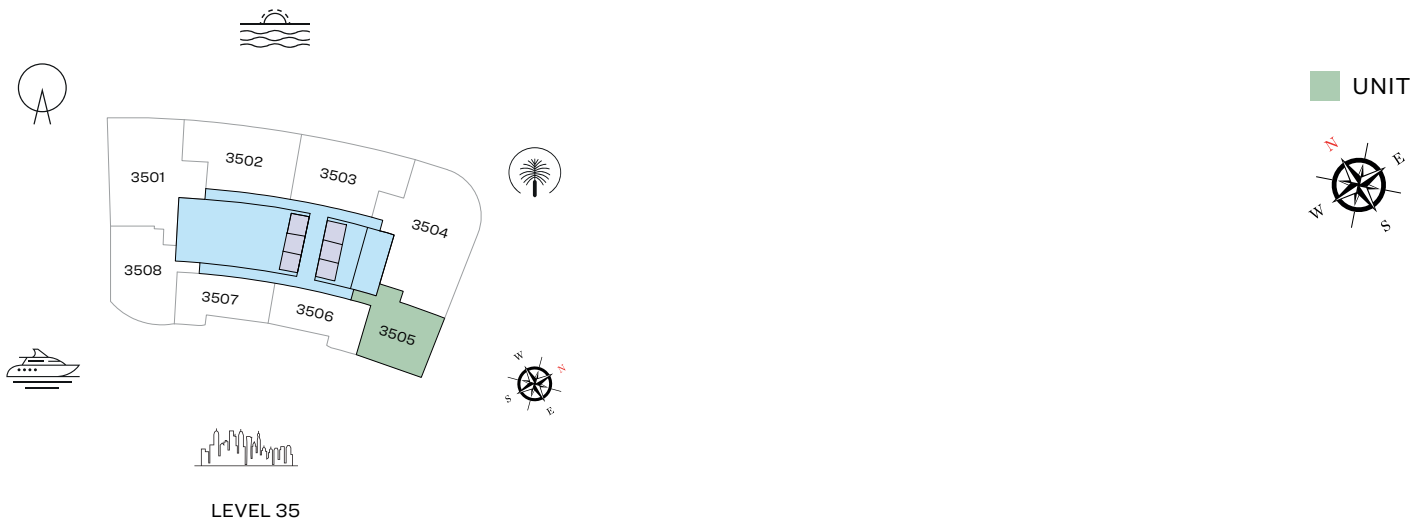
Disclaimer: 1. All dimensions are in metric, measured to wall finishes. 2. All materials, dimensions & drawings are approximate. 3. Information is subject to change without notice, at developer's absolute discretion. 4. Actual area may vary from the stated area. 5. Drawing are not to scale. 6. All images used are for illustrative purpose only and do not represent the actual size, features, specifications, fittings and furnishings. 7. The developer reserves the right to make revisions/ alterations, at its absolute discretion, without any liability whatsoever.

1 BEDROOM APARTMENT

TYPE C (with powder room + balcony)

TOTAL SALEABLE AREA

SUITE = 988.34 SQ.FT.
BALCONY = 139.39 SQ.FT.
TOTAL = 1,127.73SQ.FT.



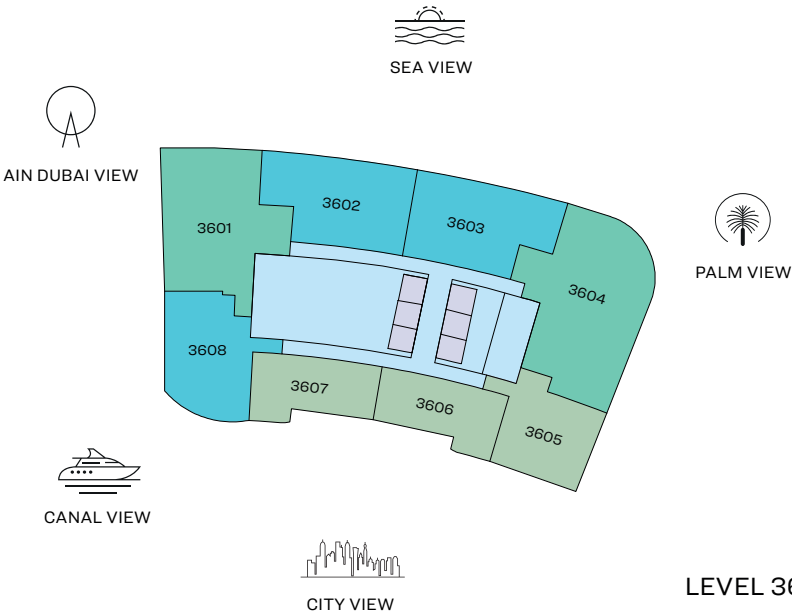
List of unit numbers with this unit plan:

VIEWS

Marina, Marina Skyline
3505

Disclaimer: 1. All dimensions are in metric, measured to wall finishes. 2. All materials, dimensions & drawings are approximate. 3. Information is subject to change without notice, at developer's absolute discretion. 4. Actual area may vary from the stated area. 5. Drawing are not to scale. 6. All images used are for illustrative purpose only and do not represent the actual size, features, specifications, fittings and furnishings. 7. The developer reserves the right to make revisions/ alterations, at its absolute discretion, without any liability whatsoever.

FLOOR PLAN LAYOUT
TOWER A



- 1 BED UNIT
- 3 BED UNIT
- LIFTS
- 2 BED UNIT
- LOBBIES, CORRIDORS & STAIRS

Disclaimer: 1. All dimensions are in metric, measured to wall finishes. 2. All materials, dimensions & drawings are approximate. 3. Information is subject to change without notice, at developer's absolute discretion. 4. Actual area may vary from the stated area. 5. Drawing are not to scale. 6. All images used are for illustrative purpose only and do not represent the actual size, features, specifications, fittings and furnishings. 7. The developer reserves the right to make revisions/ alterations, at its absolute discretion, without any liability whatsoever.

3 BEDROOM APARTMENT

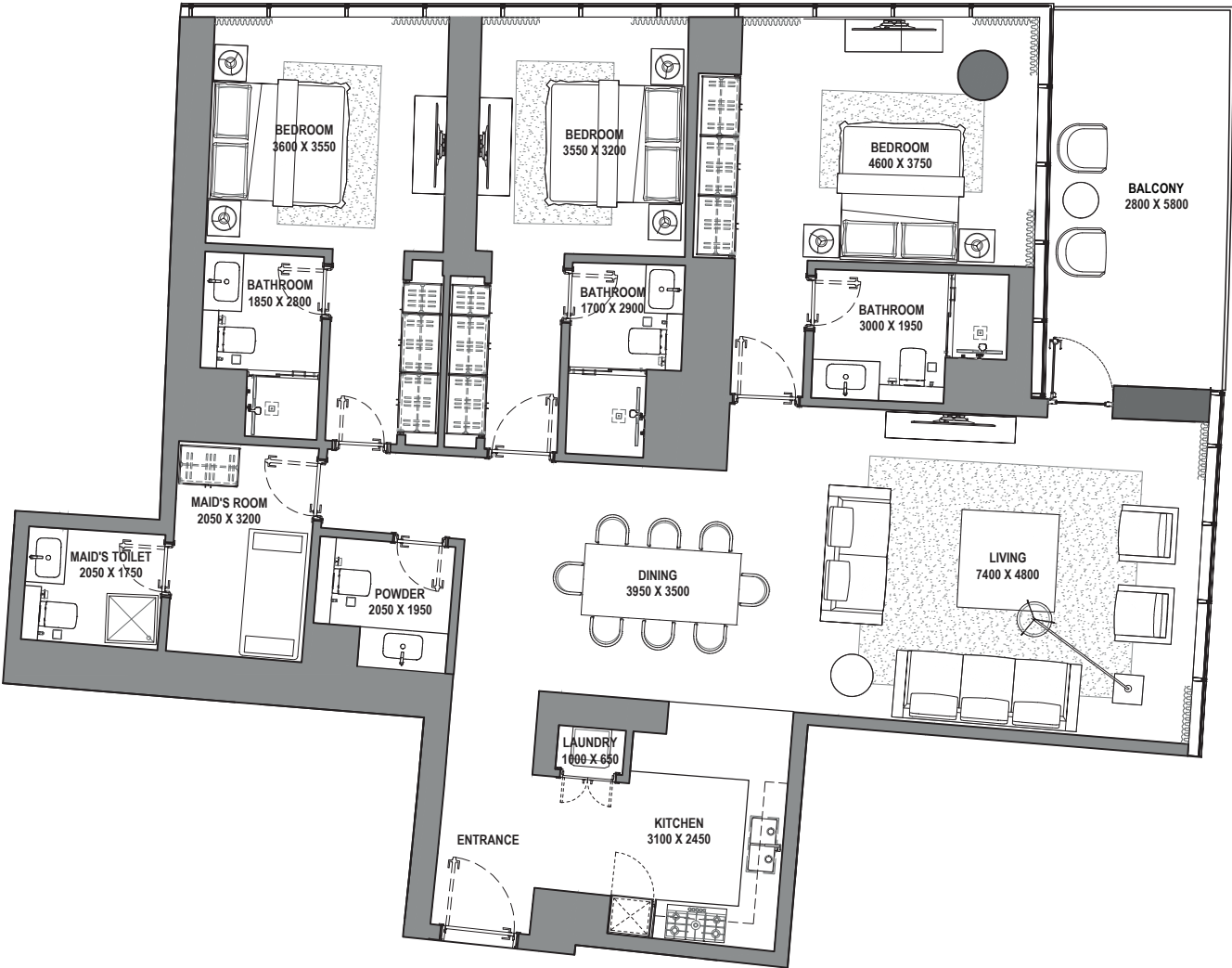
TYPE A (with maid room and powder room + balcony)

TOTAL SALEABLE AREA

SUITE = 1,914.25 SQ.FT.
BALCONY = 184.17 SQ.FT.
TOTAL = 2,098.42 SQ.FT.



LEVEL 36



List of unit numbers with this unit plan:

VIEWS

Blue waters, Ain Dubai, Palm Jumeirah, Harbour, JBR Beach, Marina, Sea, Marina Skyline, Skydive 3601

Disclaimer: 1. All dimensions are in metric, measured to wall finishes. 2. All materials, dimensions & drawings are approximate. 3. Information is subject to change without notice, at developer's absolute discretion. 4. Actual area may vary from the stated area. 5. Drawing are not to scale. 6. All images used are for illustrative purpose only and do not represent the actual size, features, specifications, fittings and furnishings. 7. The developer reserves the right to make revisions/ alterations, at its absolute discretion, without any liability whatsoever.

3 BEDROOM APARTMENT

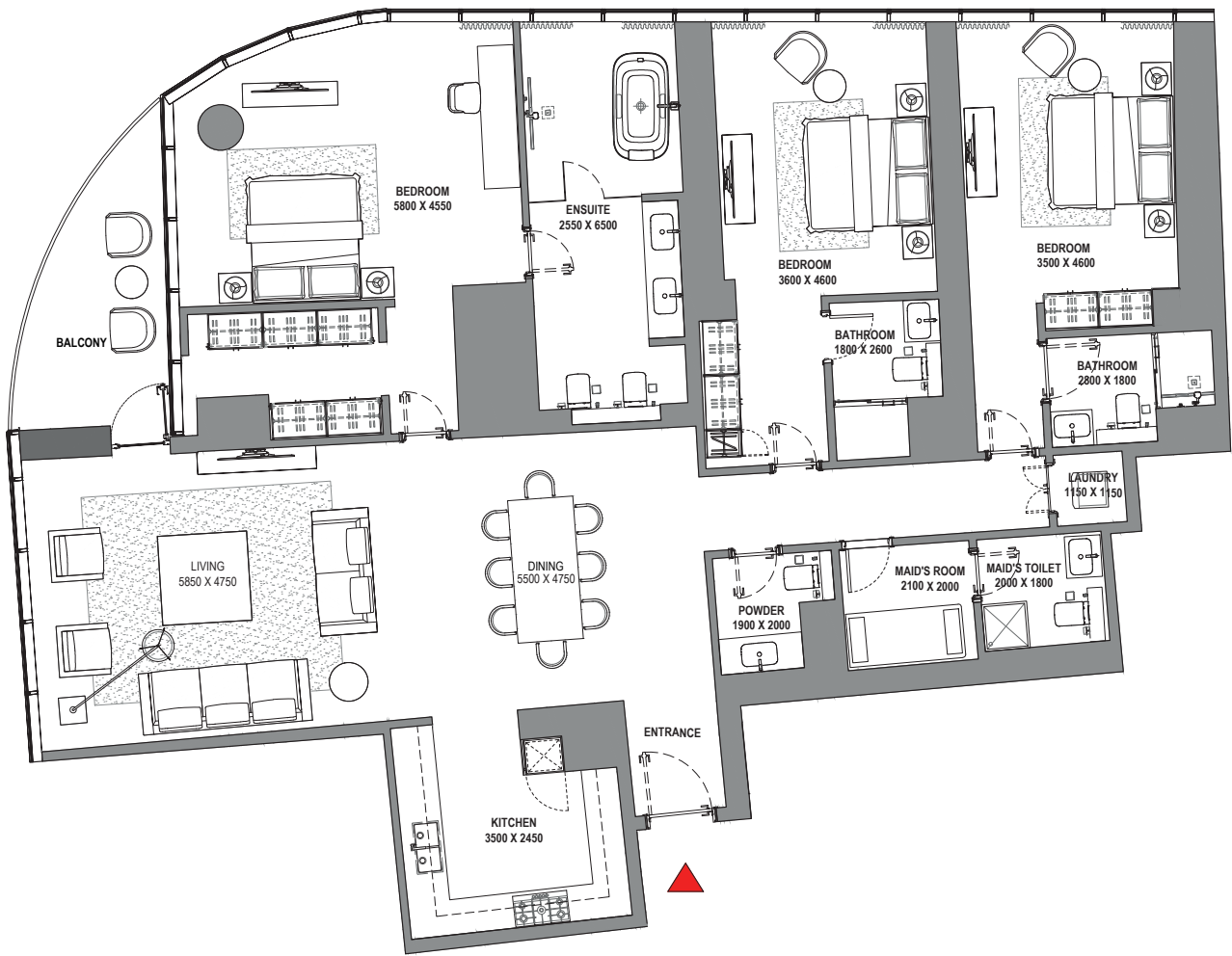

TYPE C (with maid room and powder room + balcony)

TOTAL SALEABLE AREA

SUITE = 2,385.93 SQ.FT.

BALCONY = 118.73 SQ.FT.

TOTAL = 2,504.66 SQ.FT.



List of unit numbers with this unit plan:

VIEWS

Palm Jumeirah, Harbour, Sea, Skydive
3604

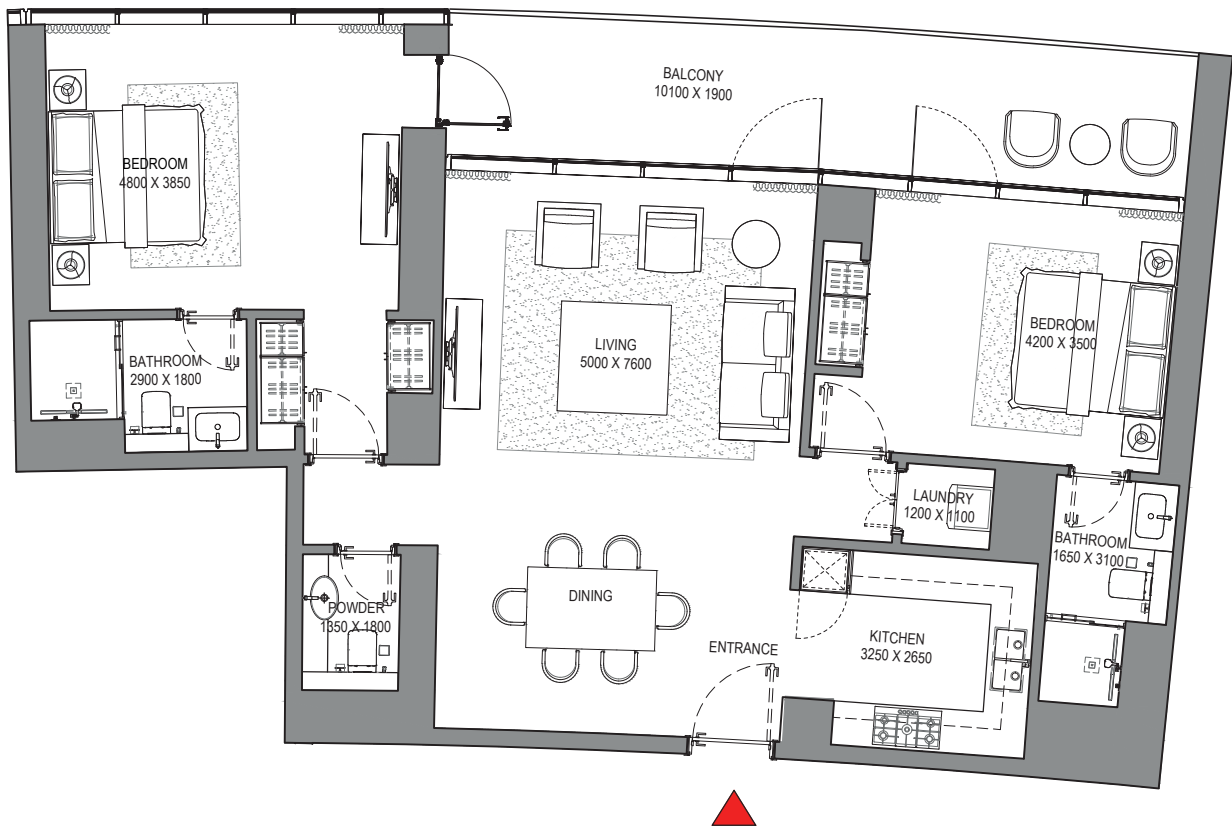

Disclaimer: 1. All dimensions are in metric, measured to wall finishes. 2. All materials, dimensions & drawings are approximate. 3. Information is subject to change without notice, at developer's absolute discretion. 4. Actual area may vary from the stated area. 5. Drawing are not to scale. 6. All images used are for illustrative purpose only and do not represent the actual size, features, specifications, fittings and furnishings. 7. The developer reserves the right to make revisions/ alterations, at its absolute discretion, without any liability whatsoever.

2 BEDROOM APARTMENT

TYPE A (with powder room + balcony)

TOTAL SALEABLE AREA

SUITE = 1,270.03 SQ.FT.
BALCONY = 232.39 SQ.FT.
TOTAL = 1,502.42 SQ.FT.



List of unit numbers with this unit plan:

VIEWS

Blue waters, Ain Dubai, Palm Jumeirah, Harbour, Sea, Skydive
3602

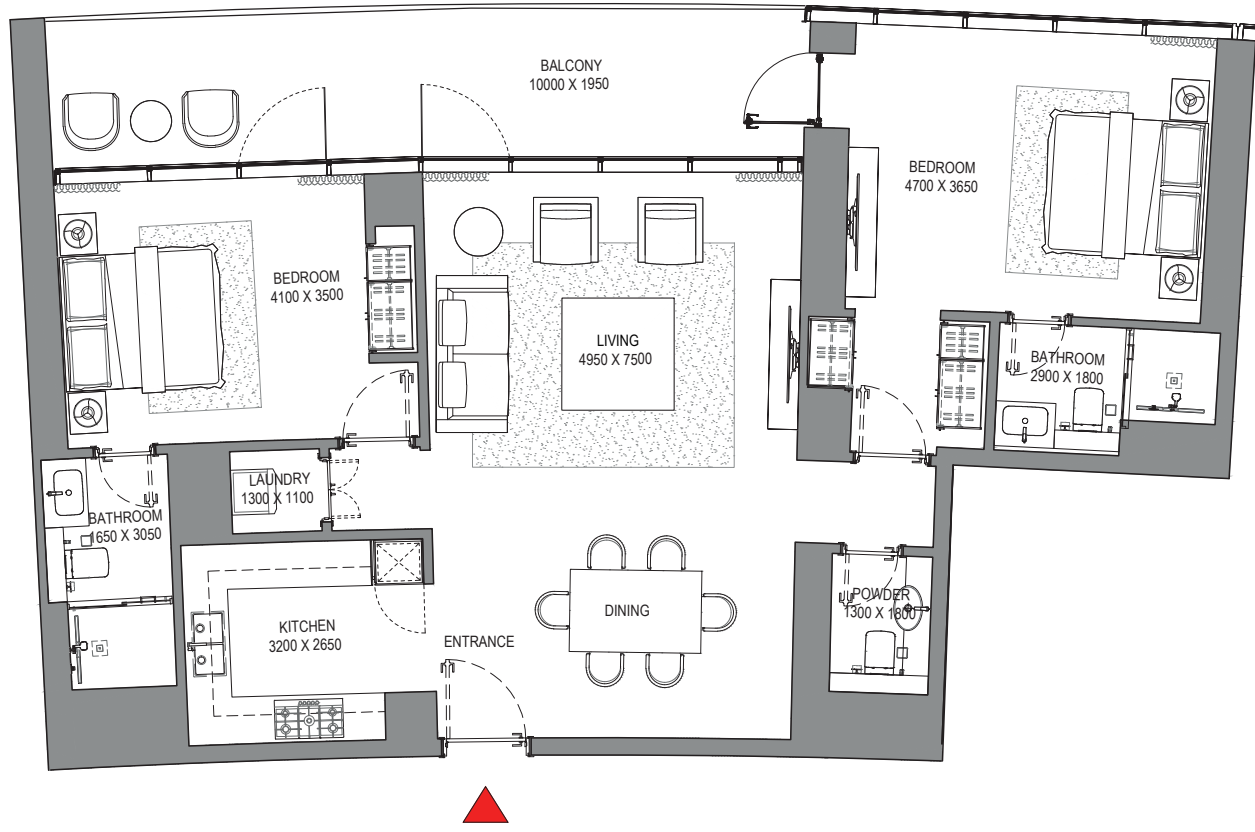

Disclaimer: 1. All dimensions are in metric, measured to wall finishes. 2. All materials, dimensions & drawings are approximate. 3. Information is subject to change without notice, at developer's absolute discretion. 4. Actual area may vary from the stated area. 5. Drawing are not to scale. 6. All images used are for illustrative purpose only and do not represent the actual size, features, specifications, fittings and furnishings. 7. The developer reserves the right to make revisions/ alterations, at its absolute discretion, without any liability whatsoever.

2 BEDROOM APARTMENT

TYPE B (with powder room + balcony)

TOTAL SALEABLE AREA

SUITE = 1,252.38 SQ.FT.
BALCONY = 235.62 SQ.FT.
TOTAL = 1,488.00 SQ.FT.



List of unit numbers with this unit plan:

VIEWS

Palm Jumeirah, Harbour, Sea, Skydive
3603

Disclaimer: 1. All dimensions are in metric, measured to wall finishes. 2. All materials, dimensions & drawings are approximate. 3. Information is subject to change without notice, at developer's absolute discretion. 4. Actual area may vary from the stated area. 5. Drawing are not to scale. 6. All images used are for illustrative purpose only and do not represent the actual size, features, specifications, fittings and furnishings. 7. The developer reserves the right to make revisions/ alterations, at its absolute discretion, without any liability whatsoever.

2 BEDROOM APARTMENT

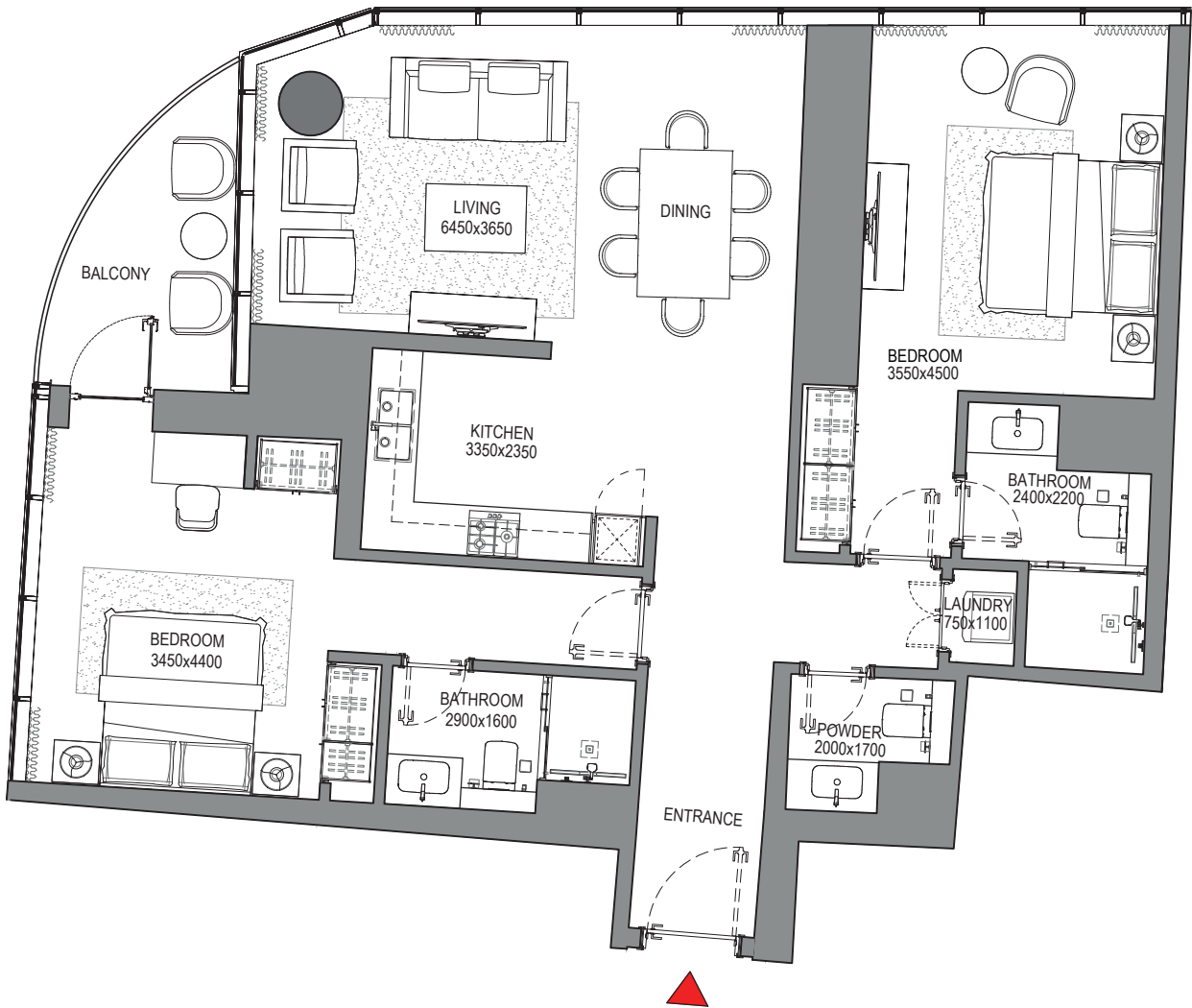
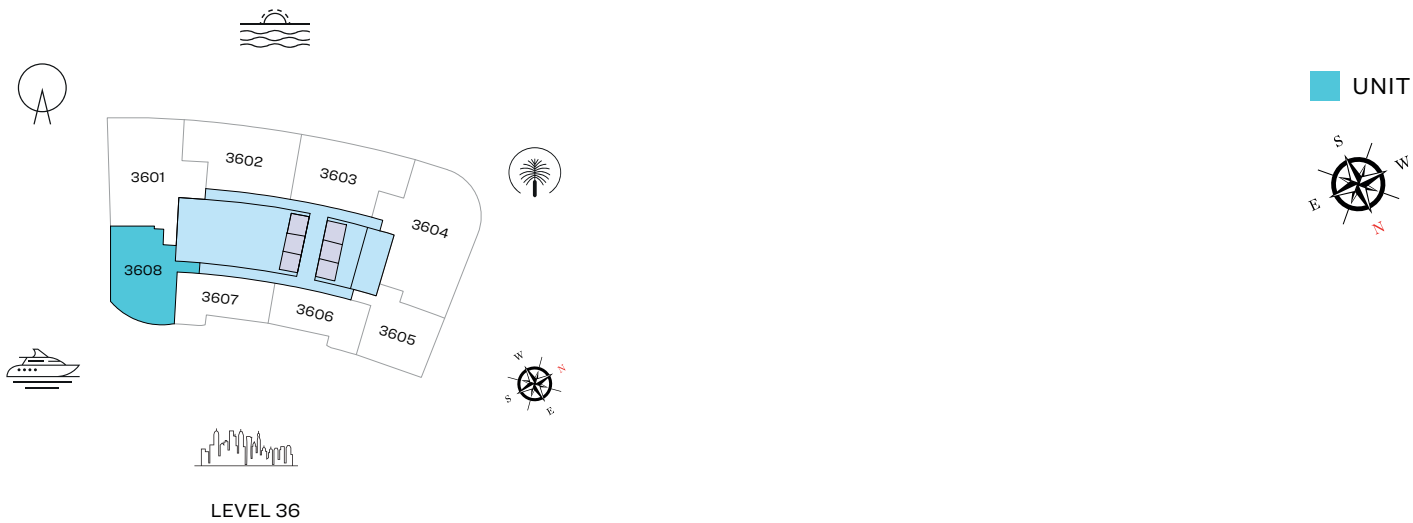
TYPE D (with powder room + balcony)

TOTAL SALEABLE AREA

SUITE = 1,239.68 SQ.FT.

BALCONY = 78.25 SQ.FT.

TOTAL = 1,317.93 SQ.FT.



List of unit numbers with this unit plan:

VIEWS

Blue waters, Ain Dubai, JBR Beach, Marina, Sea
3608

Disclaimer: 1. All dimensions are in metric, measured to wall finishes. 2. All materials, dimensions & drawings are approximate. 3. Information is subject to change without notice, at developer's absolute discretion. 4. Actual area may vary from the stated area. 5. Drawing are not to scale. 6. All images used are for illustrative purpose only and do not represent the actual size, features, specifications, fittings and furnishings. 7. The developer reserves the right to make revisions/ alterations, at its absolute discretion, without any liability whatsoever.

1 BEDROOM APARTMENT

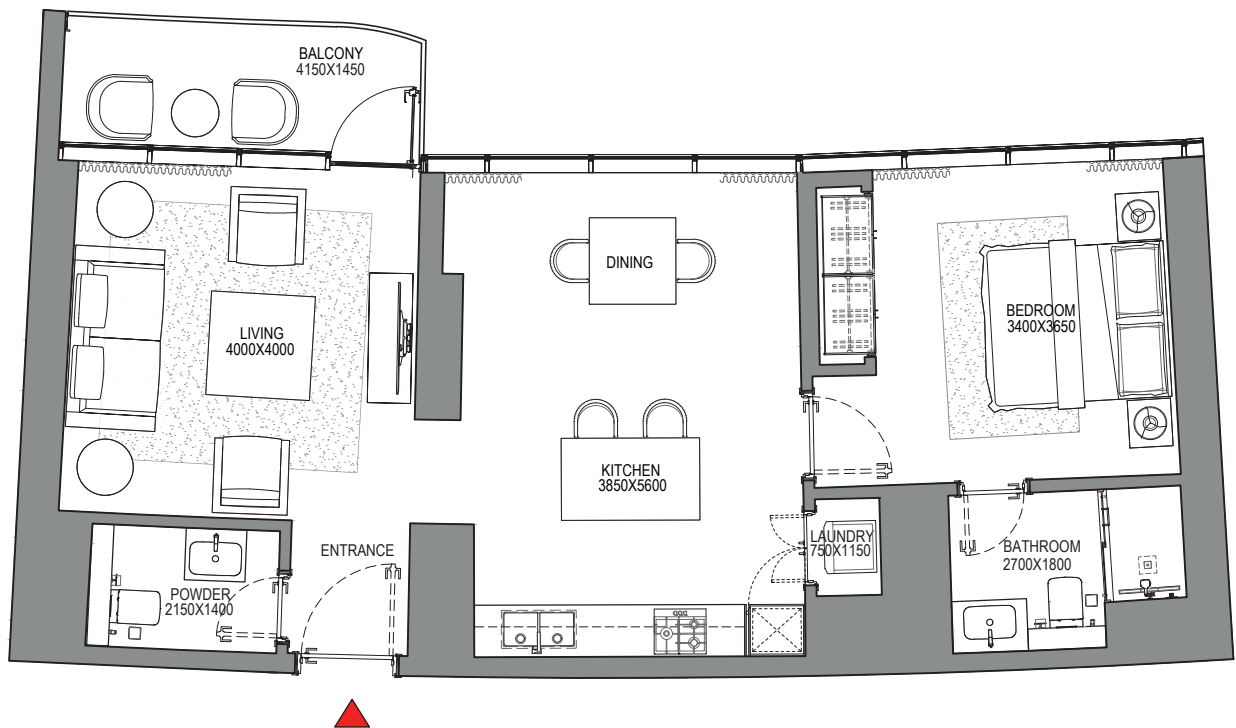
TYPE A (with powder room + balcony)

TOTAL SALEABLE AREA

SUITE = 801.05 SQ.FT.
BALCONY = 70.83 SQ.FT.
TOTAL = 871.88 SQ.FT.



LEVEL 36



List of unit numbers with this unit plan:

VIEWS

Marina, Marina Skyline
3606

Disclaimer: 1. All dimensions are in metric, measured to wall finishes. 2. All materials, dimensions & drawings are approximate. 3. Information is subject to change without notice, at developer's absolute discretion. 4. Actual area may vary from the stated area. 5. Drawing are not to scale. 6. All images used are for illustrative purpose only and do not represent the actual size, features, specifications, fittings and furnishings. 7. The developer reserves the right to make revisions/ alterations, at its absolute discretion, without any liability whatsoever.

1 BEDROOM APARTMENT


TYPE B (with powder room + balcony)

TOTAL SALEABLE AREA

SUITE = 799.33 SQ.FT.

BALCONY = 68.57 SQ.FT.

TOTAL = 867.9 SQ.FT.



List of unit numbers with this unit plan:

VIEWS

Marina, Marina Skyline
3607

Disclaimer: 1. All dimensions are in metric, measured to wall finishes. 2. All materials, dimensions & drawings are approximate. 3. Information is subject to change without notice, at developer's absolute discretion. 4. Actual area may vary from the stated area. 5. Drawing are not to scale. 6. All images used are for illustrative purpose only and do not represent the actual size, features, specifications, fittings and furnishings. 7. The developer reserves the right to make revisions/ alterations, at its absolute discretion, without any liability whatsoever.

1 BEDROOM APARTMENT

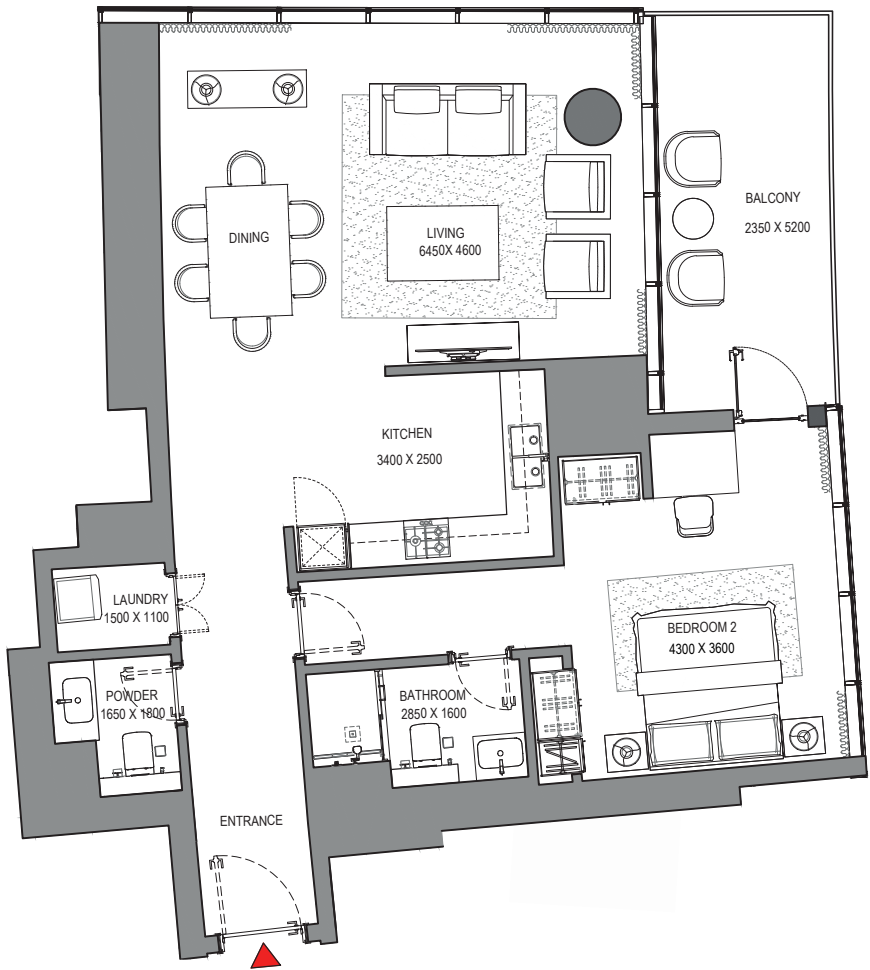
TYPE C (with powder room + balcony)

TOTAL SALEABLE AREA

SUITE = 990.49 SQ.FT.
BALCONY = 140.15 SQ.FT.
TOTAL = 1,130.64 SQ.FT.



LEVEL 36



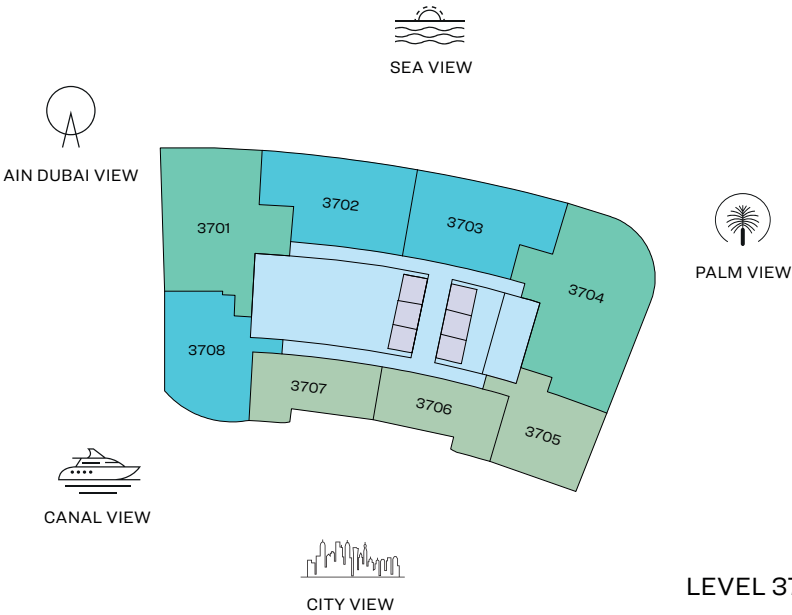
List of unit numbers with this unit plan:

VIEWS

Marina, Marina Skyline
3605

Disclaimer: 1. All dimensions are in metric, measured to wall finishes. 2. All materials, dimensions & drawings are approximate. 3. Information is subject to change without notice, at developer's absolute discretion. 4. Actual area may vary from the stated area. 5. Drawing are not to scale. 6. All images used are for illustrative purpose only and do not represent the actual size, features, specifications, fittings and furnishings. 7. The developer reserves the right to make revisions/ alterations, at its absolute discretion, without any liability whatsoever.

FLOOR PLAN LAYOUT
TOWER A



- 1 BED UNIT
- 3 BED UNIT
- LIFTS
- 2 BED UNIT
- LOBBIES, CORRIDORS & STAIRS

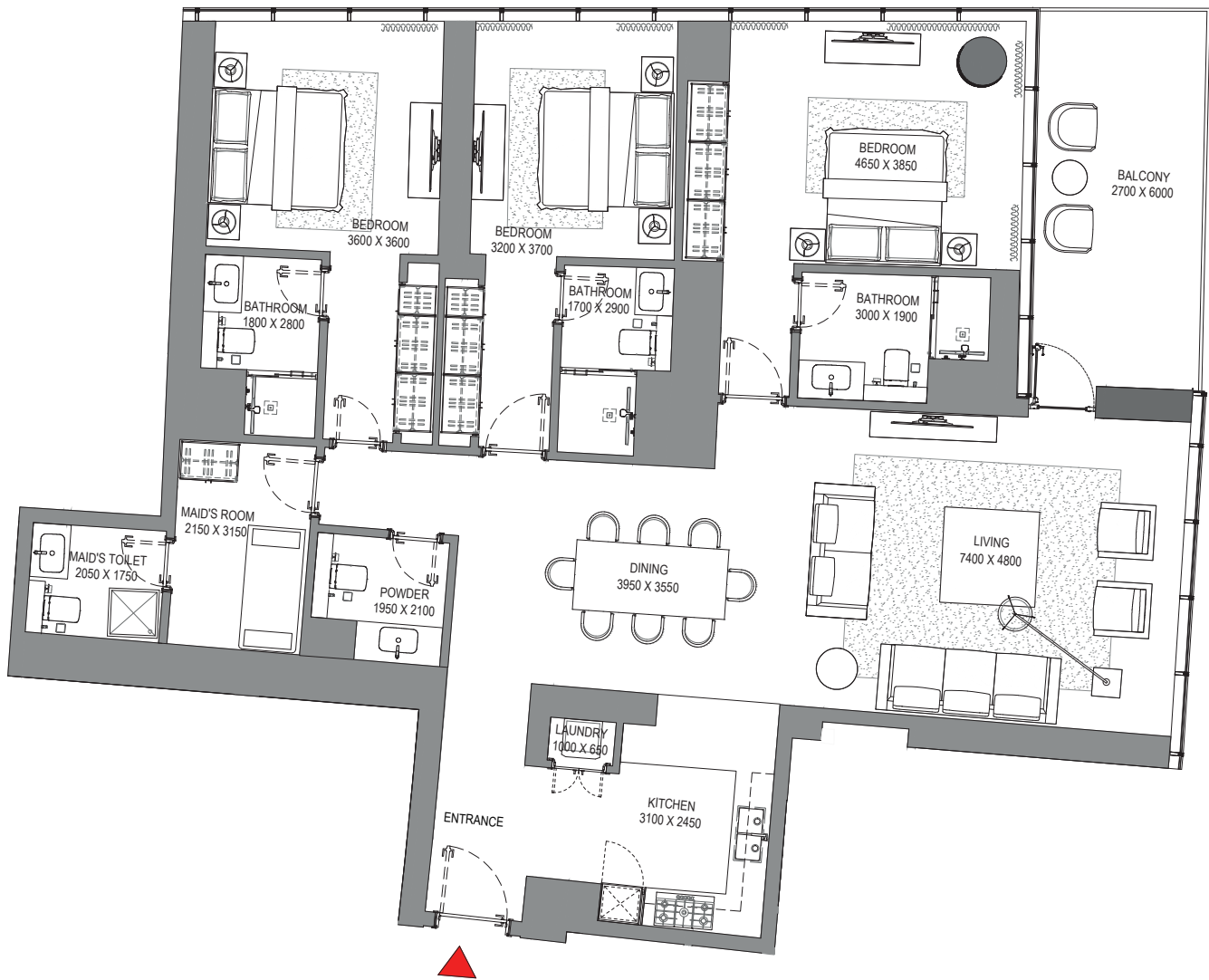
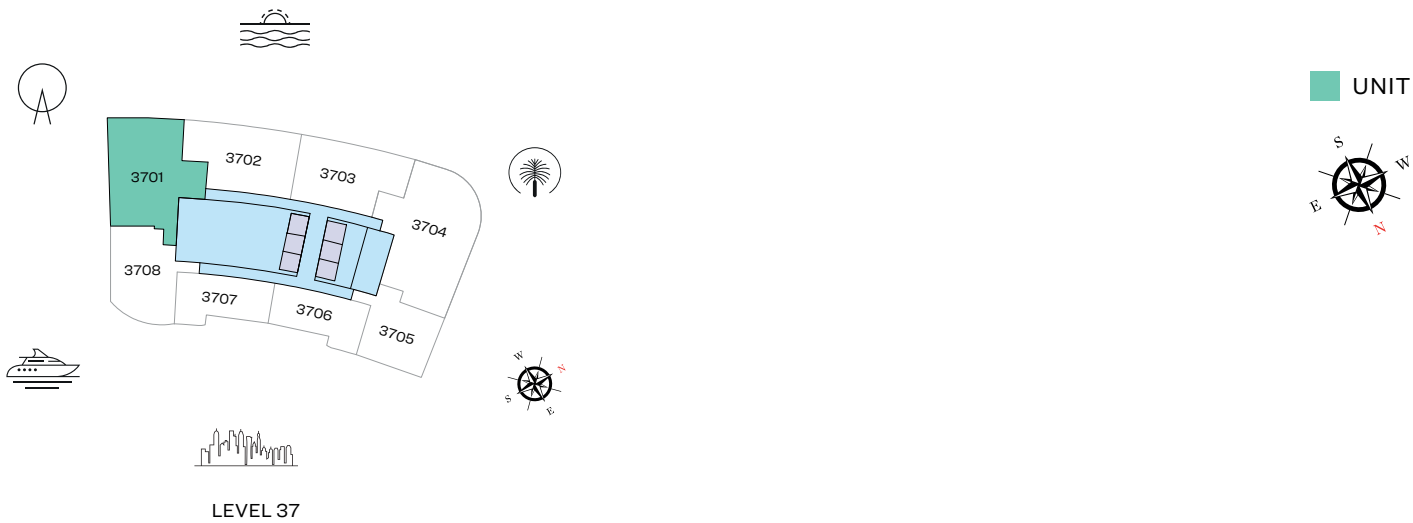
Disclaimer: 1. All dimensions are in metric, measured to wall finishes. 2. All materials, dimensions & drawings are approximate. 3. Information is subject to change without notice, at developer's absolute discretion. 4. Actual area may vary from the stated area. 5. Drawing are not to scale. 6. All images used are for illustrative purpose only and do not represent the actual size, features, specifications, fittings and furnishings. 7. The developer reserves the right to make revisions/ alterations, at its absolute discretion, without any liability whatsoever.

3 BEDROOM APARTMENT

TYPE A (with maid room and powder room + balcony)

TOTAL SALEABLE AREA

SUITE = 1,933.63 SQ.FT.
BALCONY = 183.96 SQ.FT.
TOTAL = 2,117.59 SQ.FT.



List of unit numbers with this unit plan:

VIEWS

Blue waters, Ain Dubai, Palm Jumeirah, Harbour, JBR Beach, Marina, Sea, Marina Skyline, Skydive
3701

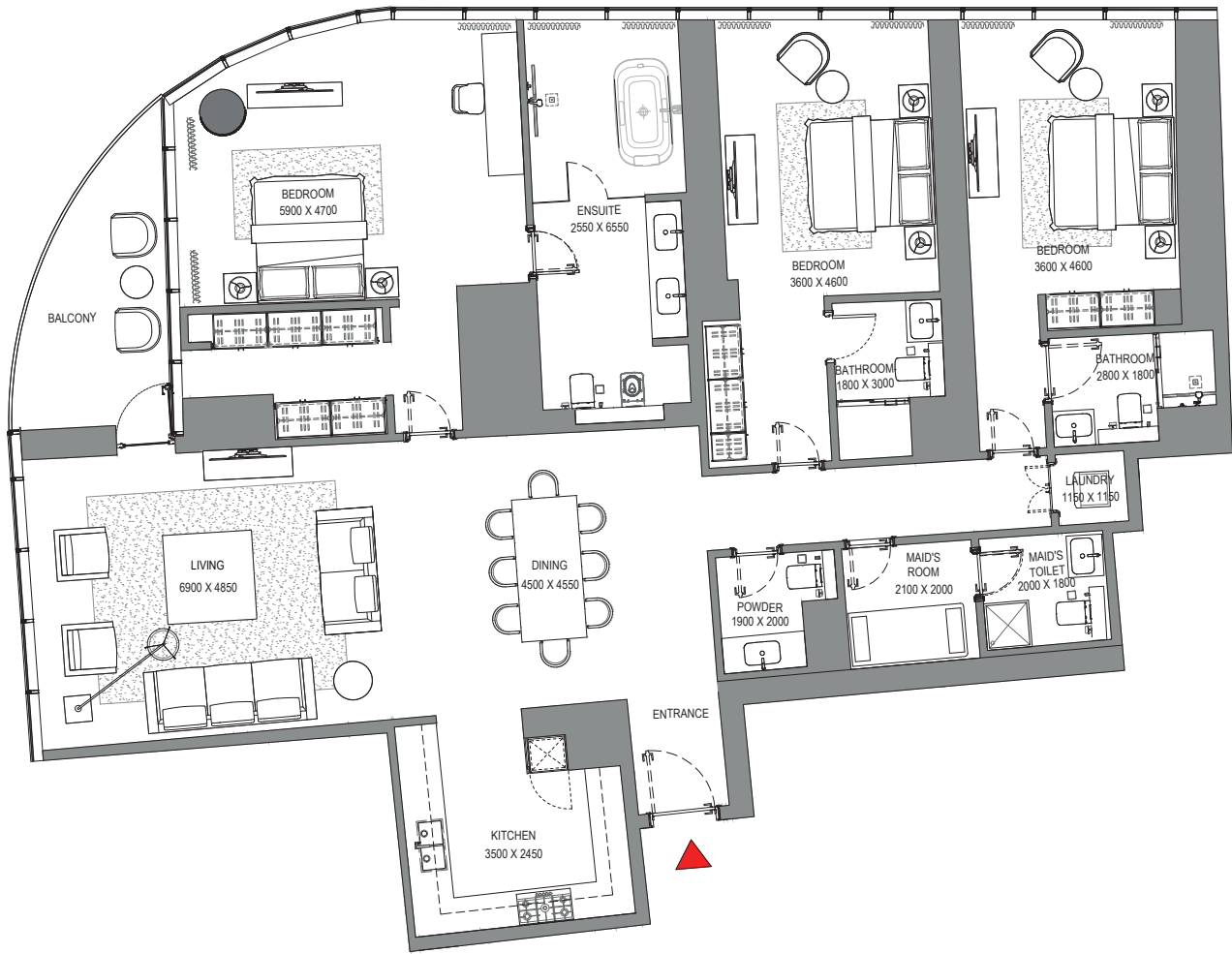

Disclaimer: 1. All dimensions are in metric, measured to wall finishes. 2. All materials, dimensions & drawings are approximate. 3. Information is subject to change without notice, at developer's absolute discretion. 4. Actual area may vary from the stated area. 5. Drawing are not to scale. 6. All images used are for illustrative purpose only and do not represent the actual size, features, specifications, fittings and furnishings. 7. The developer reserves the right to make revisions/ alterations, at its absolute discretion, without any liability whatsoever.

3 BEDROOM APARTMENT

TYPE C (with maid room and powder room + balcony)

TOTAL SALEABLE AREA

SUITE = 2,404.98 SQ.FT.
BALCONY = 123.25 SQ.FT.
TOTAL = 2,528.23 SQ.FT.



List of unit numbers with this unit plan:

VIEWS

Palm Jumeirah, Harbour, Sea, Skydive
3704

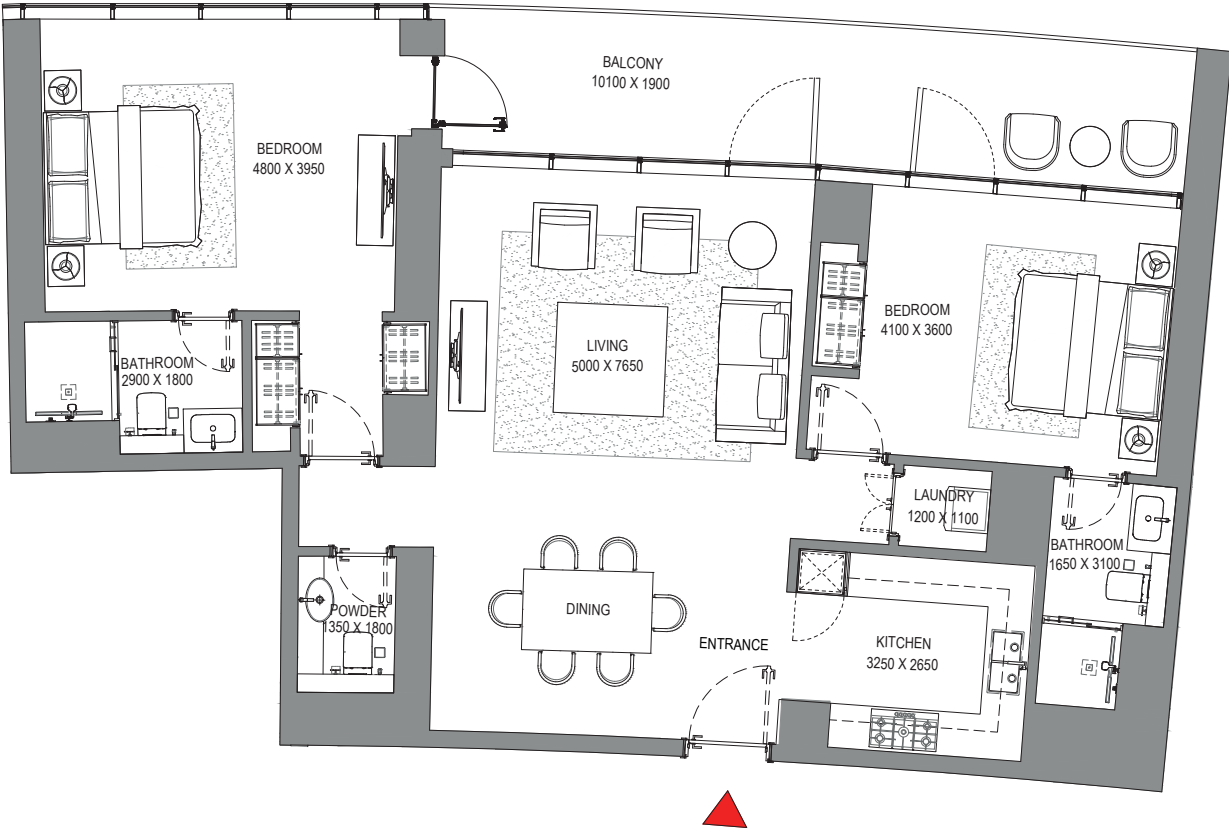

Disclaimer: 1. All dimensions are in metric, measured to wall finishes. 2. All materials, dimensions & drawings are approximate. 3. Information is subject to change without notice, at developer's absolute discretion. 4. Actual area may vary from the stated area. 5. Drawing are not to scale. 6. All images used are for illustrative purpose only and do not represent the actual size, features, specifications, fittings and furnishings. 7. The developer reserves the right to make revisions/ alterations, at its absolute discretion, without any liability whatsoever.

2 BEDROOM APARTMENT

TYPE A (with powder room + balcony)

TOTAL SALEABLE AREA

SUITE = 1,284.24 SQ.FT.
BALCONY = 232.61 SQ.FT.
TOTAL = 1,516.85 SQ.FT.



List of unit numbers with this unit plan:

VIEWS

Blue waters, Ain Dubai, Palm Jumeirah, Harbour, Sea, Skydive
3702

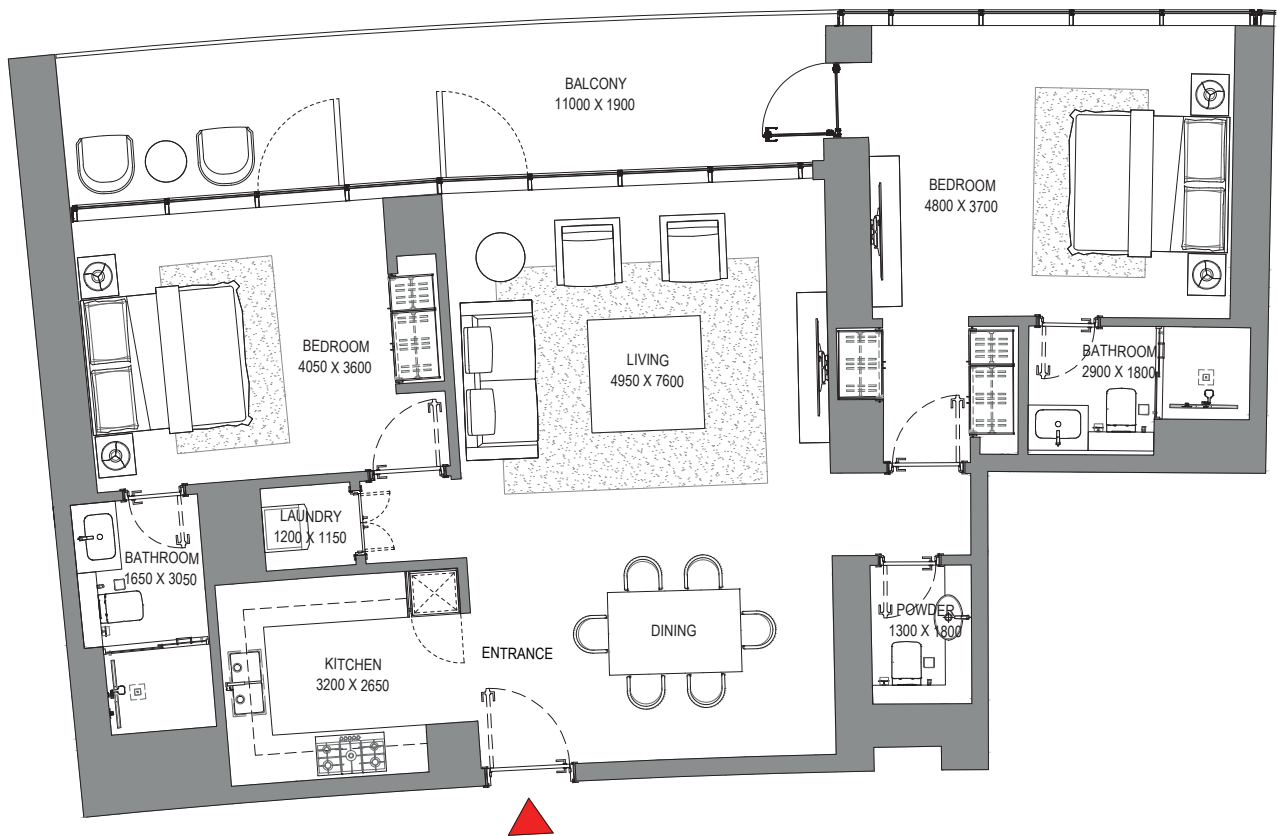
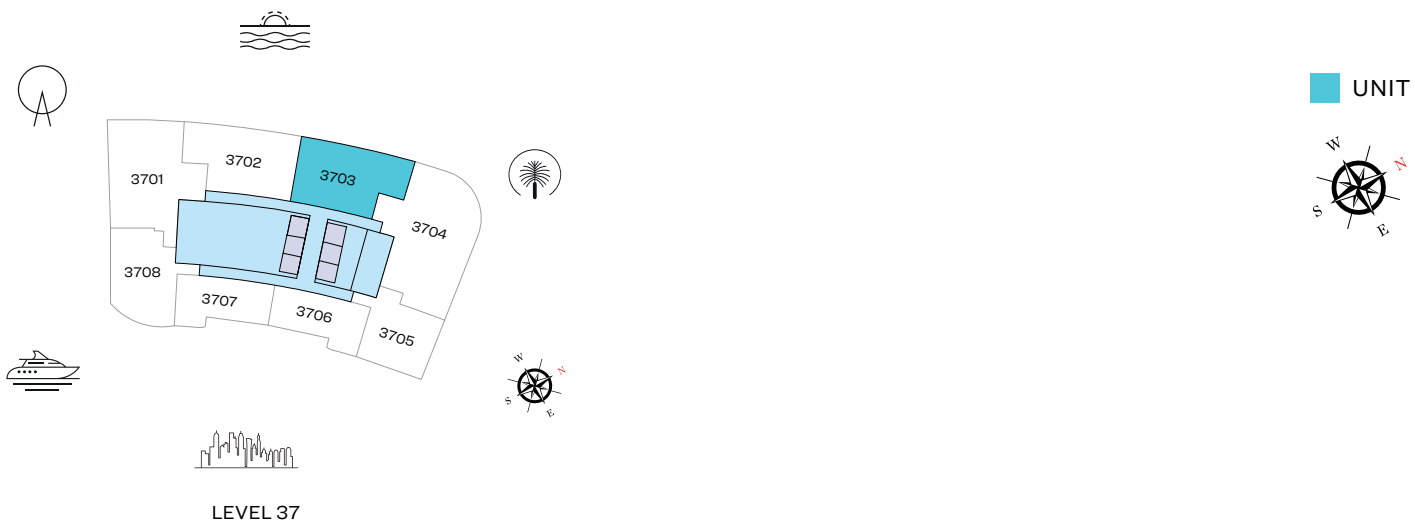
Disclaimer: 1. All dimensions are in metric, measured to wall finishes. 2. All materials, dimensions & drawings are approximate. 3. Information is subject to change without notice, at developer's absolute discretion. 4. Actual area may vary from the stated area. 5. Drawing are not to scale. 6. All images used are for illustrative purpose only and do not represent the actual size, features, specifications, fittings and furnishings. 7. The developer reserves the right to make revisions/ alterations, at its absolute discretion, without any liability whatsoever.

2 BEDROOM APARTMENT

TYPE B (with powder room + balcony)

TOTAL SALEABLE AREA

SUITE = 1,266.59 SQ.FT.
BALCONY = 235.73 SQ.FT.
TOTAL = 1,502.32 SQ.FT.



List of unit numbers with this unit plan:

VIEWS

Palm Jumeirah, Harbour, Sea, Skydive
3703

Disclaimer: 1. All dimensions are in metric, measured to wall finishes. 2. All materials, dimensions & drawings are approximate. 3. Information is subject to change without notice, at developer's absolute discretion. 4. Actual area may vary from the stated area. 5. Drawing are not to scale. 6. All images used are for illustrative purpose only and do not represent the actual size, features, specifications, fittings and furnishings. 7. The developer reserves the right to make revisions/ alterations, at its absolute discretion, without any liability whatsoever.

2 BEDROOM APARTMENT

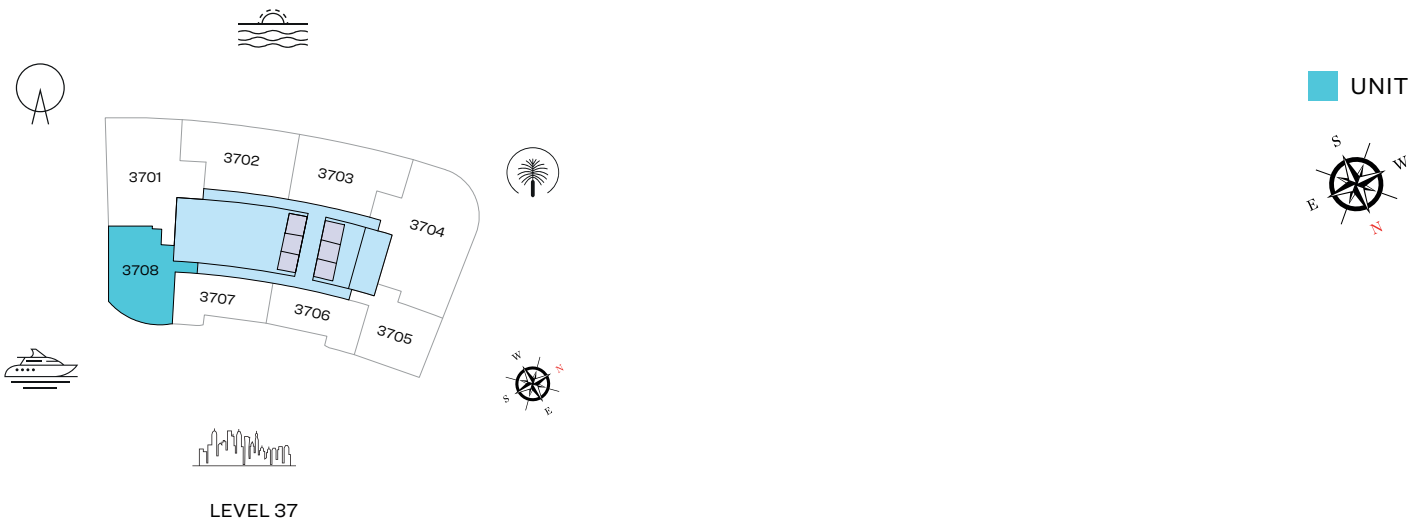
TYPE D (with powder room + balcony)

TOTAL SALEABLE AREA

SUITE = 1,250.34 SQ.FT.

BALCONY = 75.99 SQ.FT.

TOTAL = 1,326.33 SQ.FT.



List of unit numbers with this unit plan:

VIEWS

Blue waters, Ain Dubai, JBR Beach, Marina, Sea
3708

Disclaimer: 1. All dimensions are in metric, measured to wall finishes. 2. All materials, dimensions & drawings are approximate. 3. Information is subject to change without notice, at developer's absolute discretion. 4. Actual area may vary from the stated area. 5. Drawing are not to scale. 6. All images used are for illustrative purpose only and do not represent the actual size, features, specifications, fittings and furnishings. 7. The developer reserves the right to make revisions/ alterations, at its absolute discretion, without any liability whatsoever.

1 BEDROOM APARTMENT

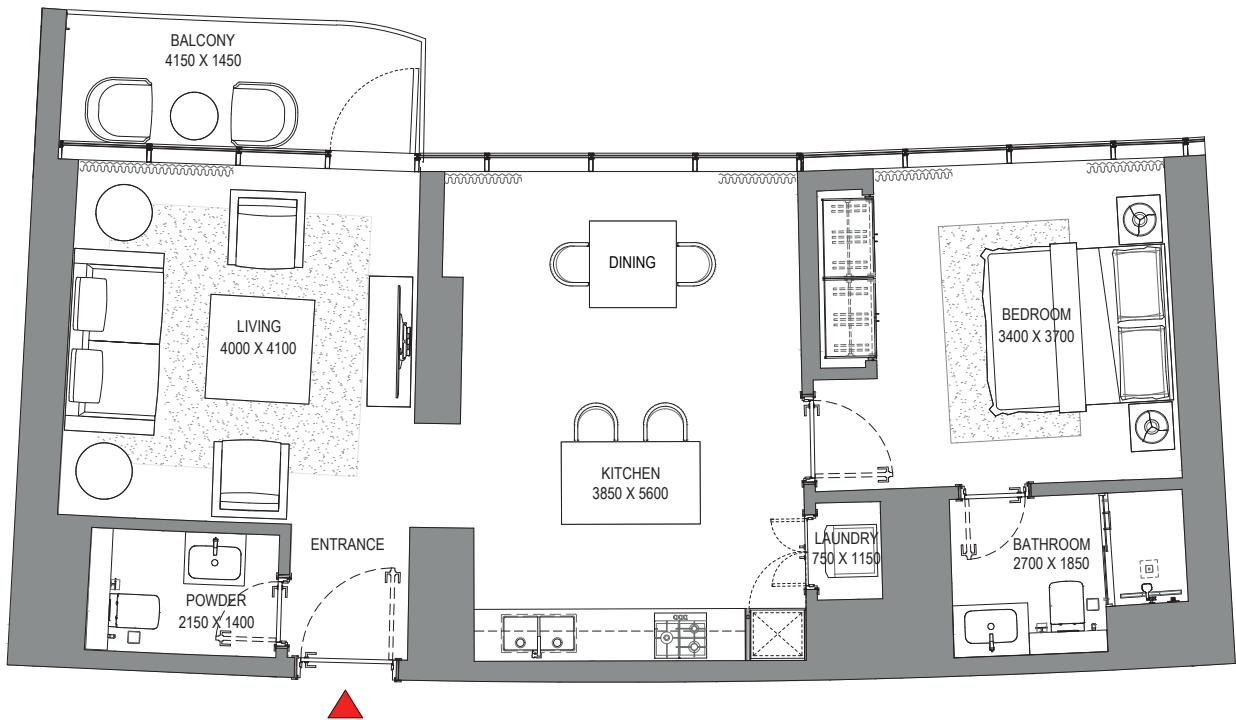
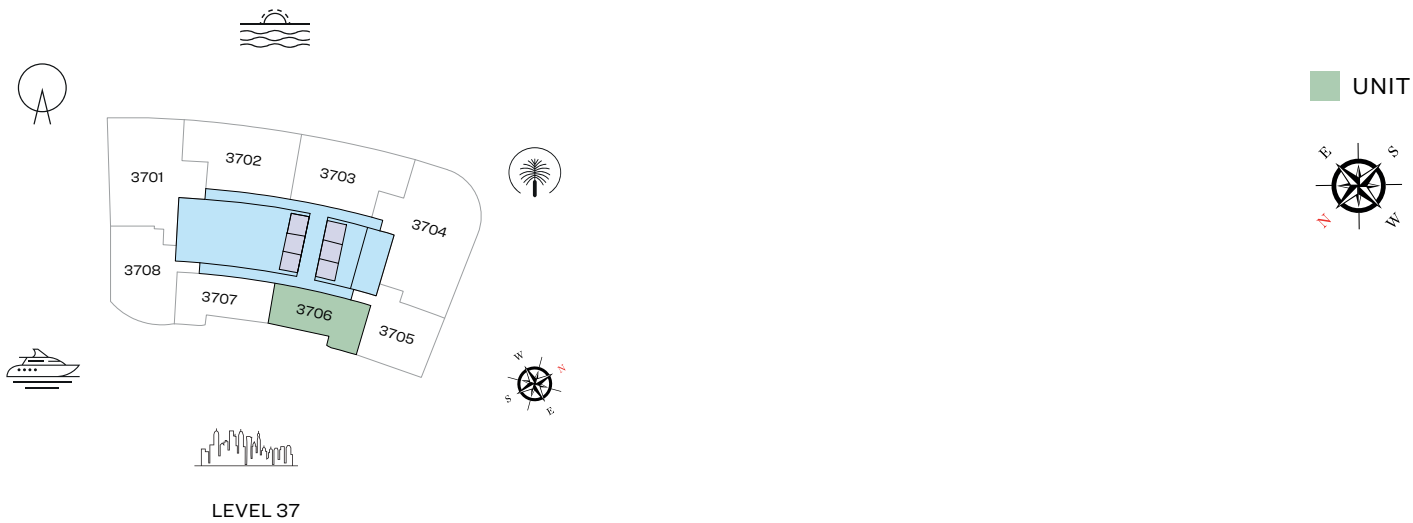
TYPE A (with powder room + balcony)

TOTAL SALEABLE AREA

SUITE = 808.15 SQ.FT.

BALCONY = 70.72 SQ.FT.

TOTAL = 878.87 SQ.FT.



List of unit numbers with this unit plan:

VIEWS

Marina, Marina Skyline
3706

Disclaimer: 1. All dimensions are in metric, measured to wall finishes. 2. All materials, dimensions & drawings are approximate. 3. Information is subject to change without notice, at developer's absolute discretion. 4. Actual area may vary from the stated area. 5. Drawing are not to scale. 6. All images used are for illustrative purpose only and do not represent the actual size, features, specifications, fittings and furnishings. 7. The developer reserves the right to make revisions/ alterations, at its absolute discretion, without any liability whatsoever.

1 BEDROOM APARTMENT

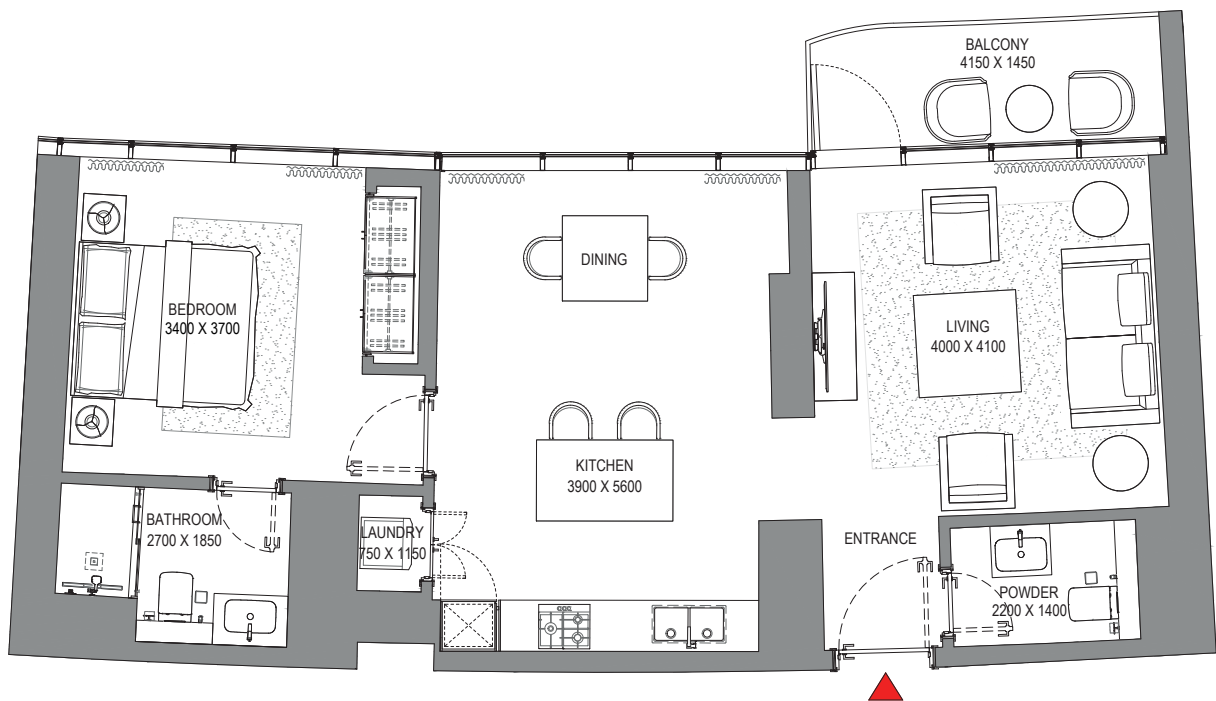
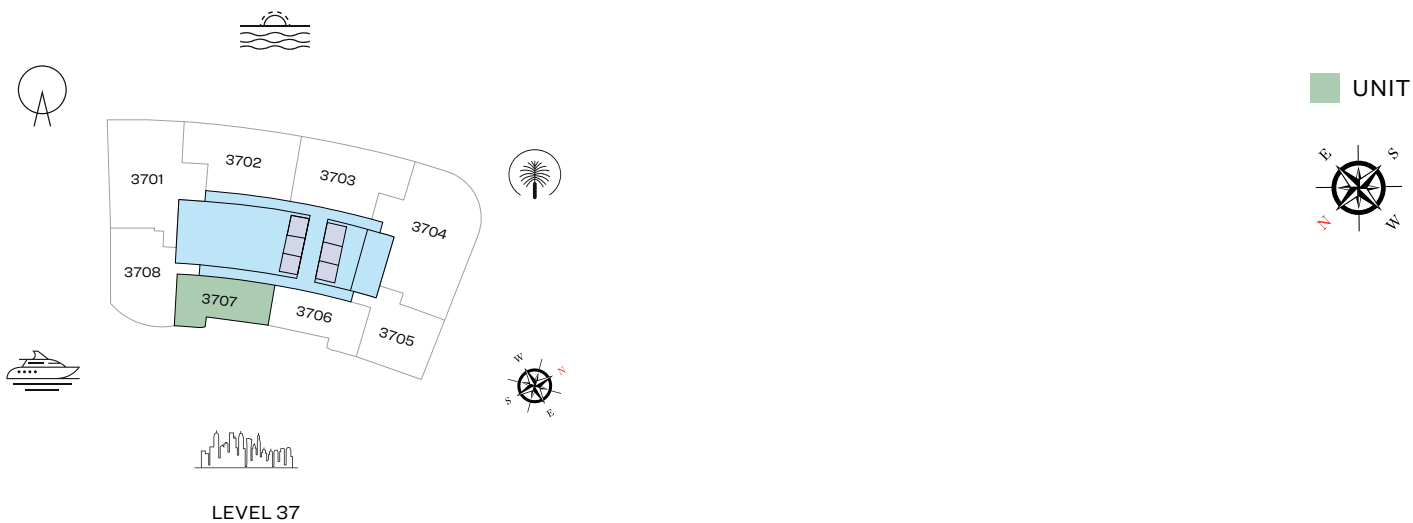
TYPE B (with powder room + balcony)

TOTAL SALEABLE AREA

SUITE = 806.43 SQ.FT.

BALCONY = 68.57 SQ.FT.

TOTAL = 875.00 SQ.FT.



List of unit numbers with this unit plan:

VIEWS

Marina, Marina Skyline
3707

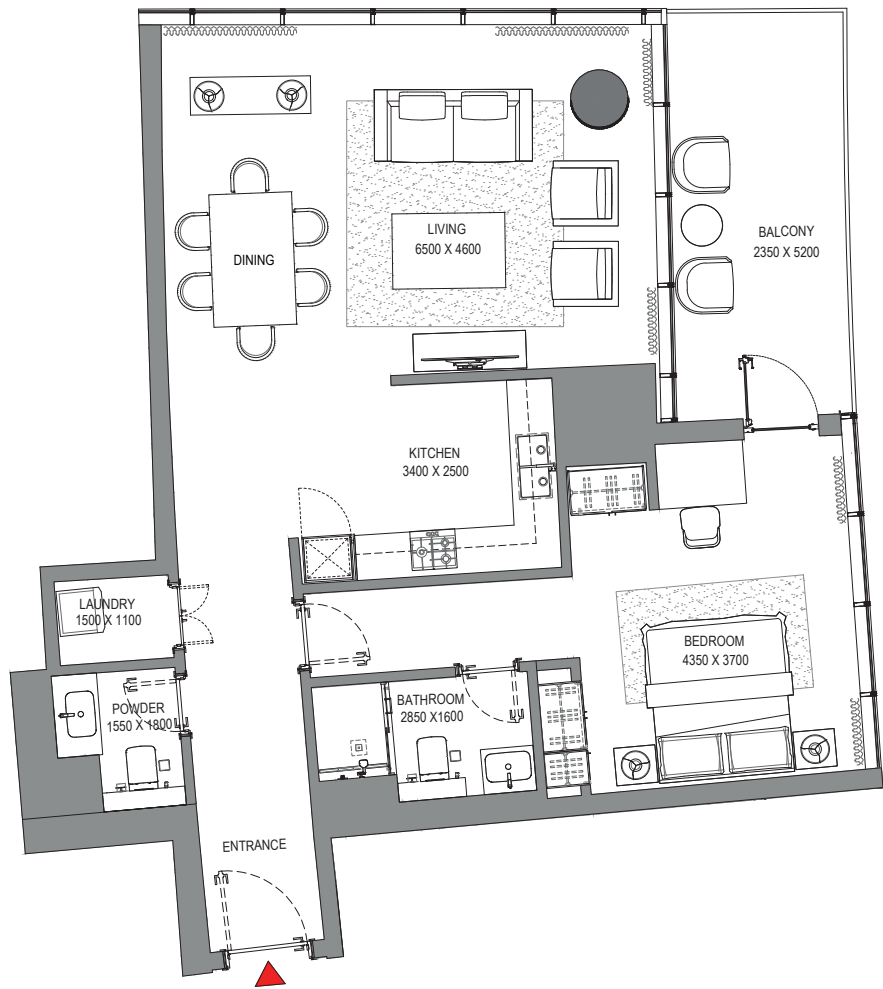

Disclaimer: 1. All dimensions are in metric, measured to wall finishes. 2. All materials, dimensions & drawings are approximate. 3. Information is subject to change without notice, at developer's absolute discretion. 4. Actual area may vary from the stated area. 5. Drawing are not to scale. 6. All images used are for illustrative purpose only and do not represent the actual size, features, specifications, fittings and furnishings. 7. The developer reserves the right to make revisions/ alterations, at its absolute discretion, without any liability whatsoever.

1 BEDROOM APARTMENT

TYPE C (with powder room + balcony)

TOTAL SALEABLE AREA

SUITE = 999.86 SQ.FT.
BALCONY = 142.30 SQ.FT.
TOTAL = 1,142.16 SQ.FT.



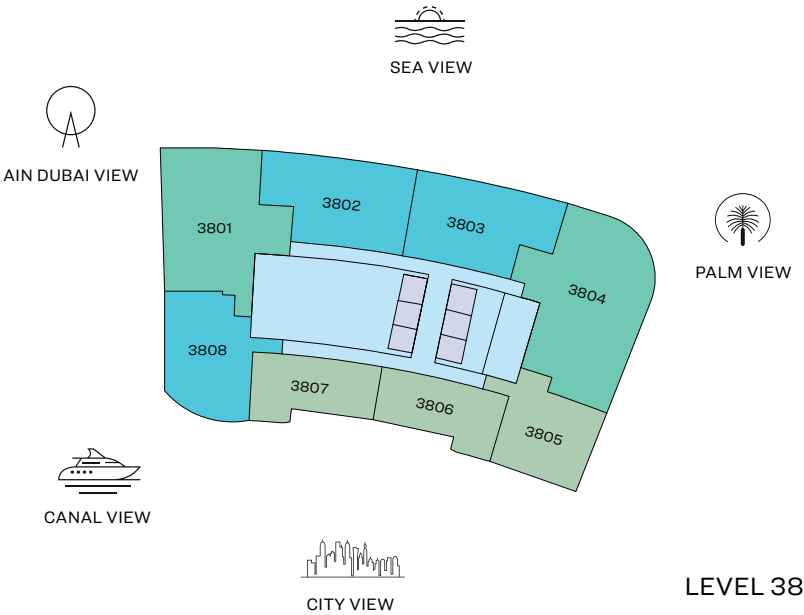
List of unit numbers with this unit plan:

VIEWS

Marina, Marina Skyline
3705

Disclaimer: 1. All dimensions are in metric, measured to wall finishes. 2. All materials, dimensions & drawings are approximate. 3. Information is subject to change without notice, at developer's absolute discretion. 4. Actual area may vary from the stated area. 5. Drawing are not to scale. 6. All images used are for illustrative purpose only and do not represent the actual size, features, specifications, fittings and furnishings. 7. The developer reserves the right to make revisions/ alterations, at its absolute discretion, without any liability whatsoever.

FLOOR PLAN LAYOUT
TOWER A

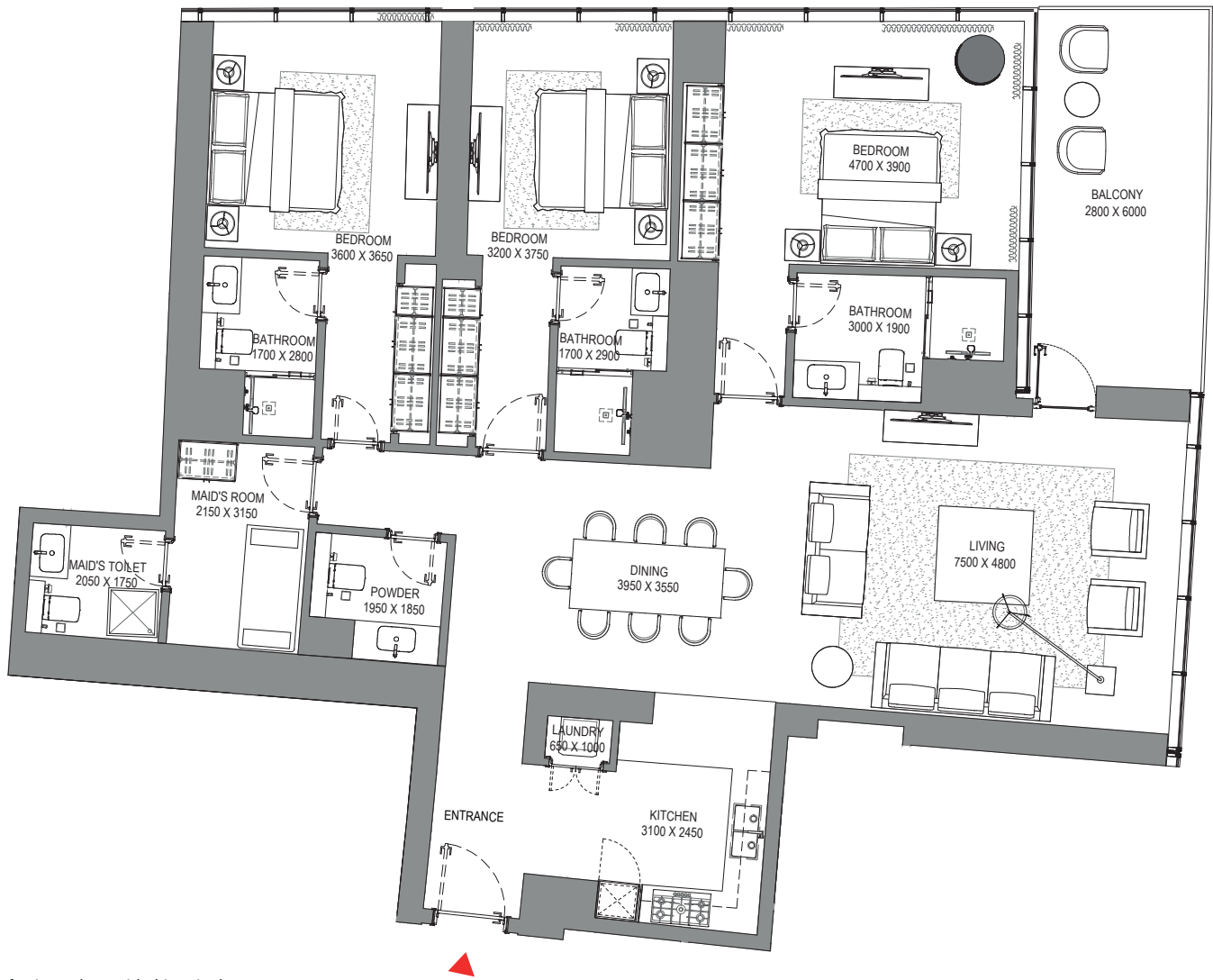



- 1 BED UNIT
- 3 BED UNIT
- LIFTS
- 2 BED UNIT
- LOBBIES, CORRIDORS & STAIRS

Disclaimer: 1. All dimensions are in metric, measured to wall finishes. 2. All materials, dimensions & drawings are approximate. 3. Information is subject to change without notice, at developer's absolute discretion. 4. Actual area may vary from the stated area. 5. Drawing are not to scale. 6. All images used are for illustrative purpose only and do not represent the actual size, features, specifications, fittings and furnishings. 7. The developer reserves the right to make revisions/ alterations, at its absolute discretion, without any liability whatsoever.

3 BEDROOM APARTMENT
TYPE A (with maid room and powder room + balcony)

TOTAL SALEABLE AREA
SUITE = 1,948.91 SQ.FT.
BALCONY = 190.84 SQ.FT.
TOTAL = 2,139.75 SQ.FT.



List of unit numbers with this unit plan:

VIEWS

Blue waters, Ain Dubai, Palm Jumeirah, Harbour, JBR Beach, Marina, Sea, Marina Skyline, Skydive
3801

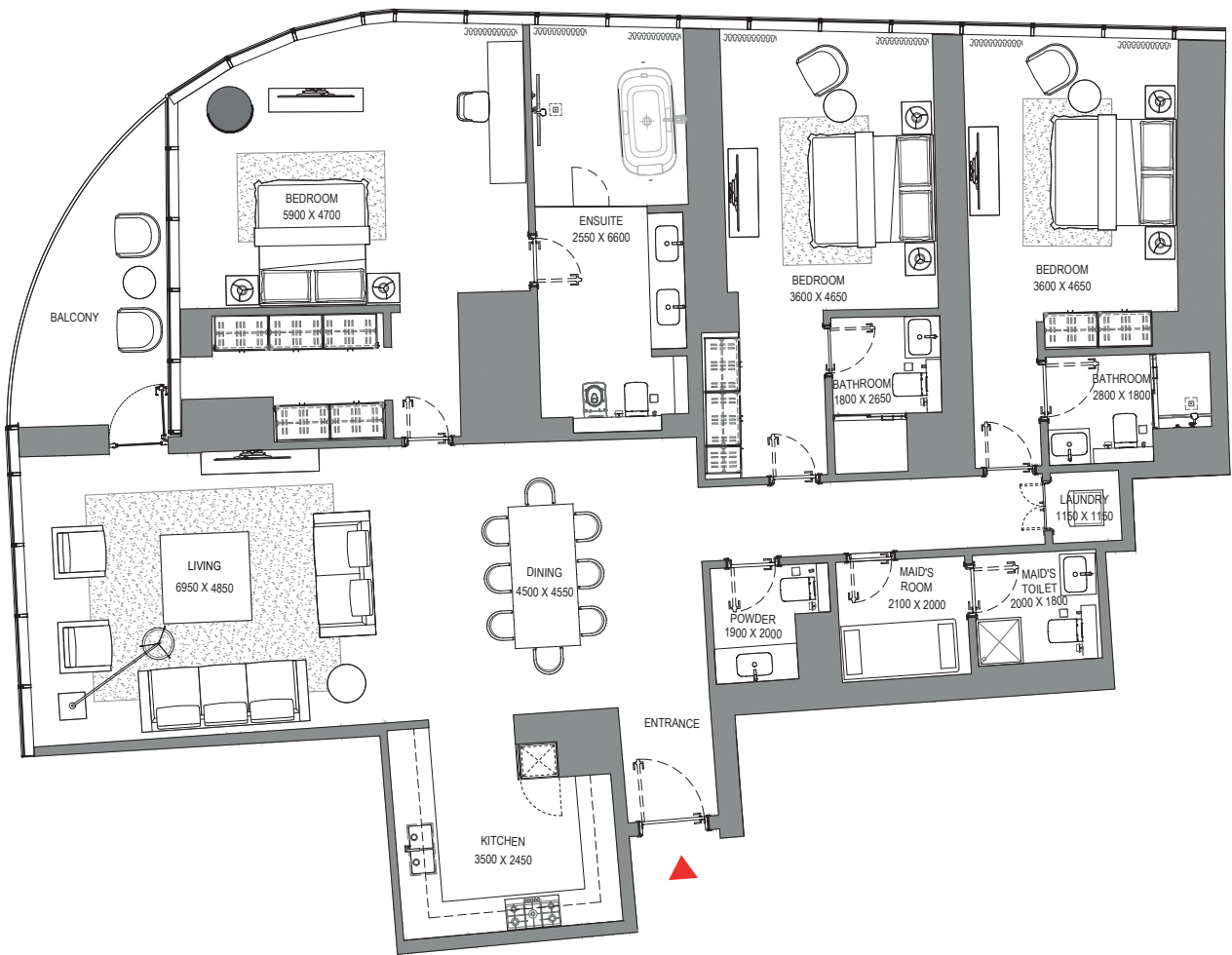

Disclaimer: 1. All dimensions are in metric, measured to wall finishes. 2. All materials, dimensions & drawings are approximate. 3. Information is subject to change without notice, at developer's absolute discretion. 4. Actual area may vary from the stated area. 5. Drawing are not to scale. 6. All images used are for illustrative purpose only and do not represent the actual size, features, specifications, fittings and furnishings. 7. The developer reserves the right to make revisions/ alterations, at its absolute discretion, without any liability whatsoever.

3 BEDROOM APARTMENT

TYPE C (with maid room and powder room + balcony)

TOTAL SALEABLE AREA

SUITE = 2,424.14 SQ.FT.
BALCONY = 118.62 SQ.FT.
TOTAL = 2,542.76 SQ.FT.



List of unit numbers with this unit plan:

VIEWS

Palm Jumeirah, Harbour, Sea, Skydive
3804

Disclaimer: 1. All dimensions are in metric, measured to wall finishes. 2. All materials, dimensions & drawings are approximate. 3. Information is subject to change without notice, at developer's absolute discretion. 4. Actual area may vary from the stated area. 5. Drawing are not to scale. 6. All images used are for illustrative purpose only and do not represent the actual size, features, specifications, fittings and furnishings. 7. The developer reserves the right to make revisions/ alterations, at its absolute discretion, without any liability whatsoever.

2 BEDROOM APARTMENT

TYPE A (with powder room + balcony)

TOTAL SALEABLE AREA

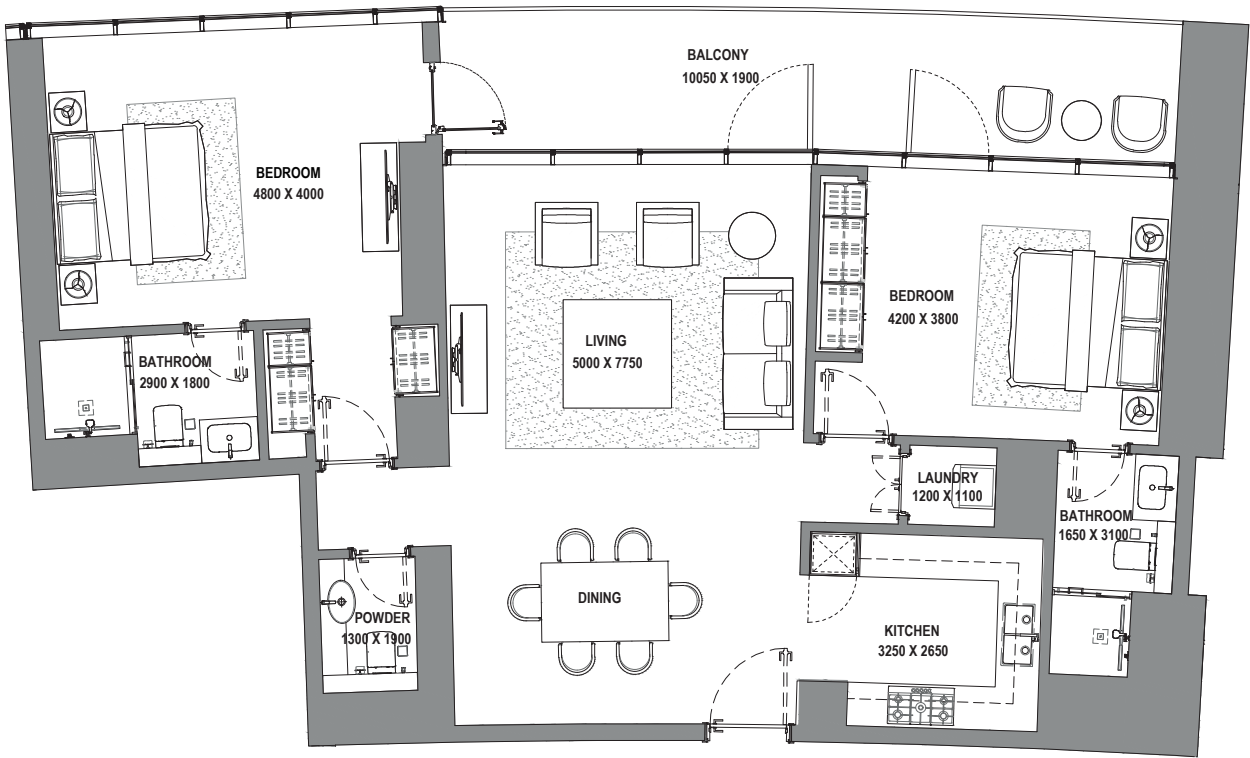
SUITE = 1,296.73 SQ.FT.

BALCONY = 230.35 SQ.FT.

TOTAL = 1,527.08 SQ.FT.



LEVEL 38



List of unit numbers with this unit plan:

VIEWS

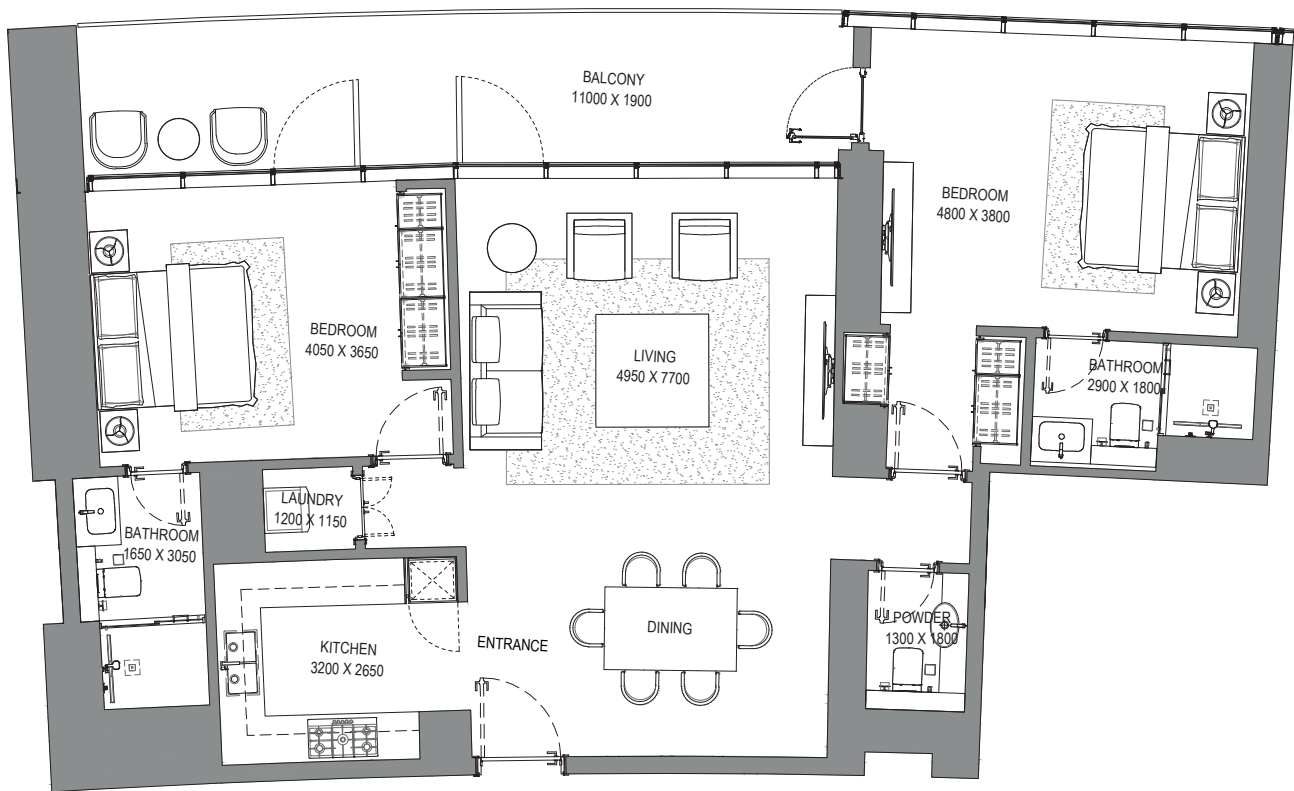

Blue waters, Ain Dubai, Palm Jumeirah, Harbour, Sea, Skydive
3802

Disclaimer: 1. All dimensions are in metric, measured to wall finishes. 2. All materials, dimensions & drawings are approximate. 3. Information is subject to change without notice, at developer's absolute discretion. 4. Actual area may vary from the stated area. 5. Drawing are not to scale. 6. All images used are for illustrative purpose only and do not represent the actual size, features, specifications, fittings and furnishings. 7. The developer reserves the right to make revisions/ alterations, at its absolute discretion, without any liability whatsoever.

2 BEDROOM APARTMENT

TYPE B (with powder room + balcony)

TOTAL SALEABLE AREA
SUITE RANGE = 1,278.97 SQ.FT.
BALCONY = 236.38 SQ.FT.
TOTAL = 1,515.35 SQ.FT.



List of unit numbers with this unit plan:

VIEWS

Palm Jumeirah, Harbour, Sea, Skydive
3803

Disclaimer: 1. All dimensions are in metric, measured to wall finishes. 2. All materials, dimensions & drawings are approximate. 3. Information is subject to change without notice, at developer's absolute discretion. 4. Actual area may vary from the stated area. 5. Drawing are not to scale. 6. All images used are for illustrative purpose only and do not represent the actual size, features, specifications, fittings and furnishings. 7. The developer reserves the right to make revisions/ alterations, at its absolute discretion, without any liability whatsoever.

2 BEDROOM APARTMENT

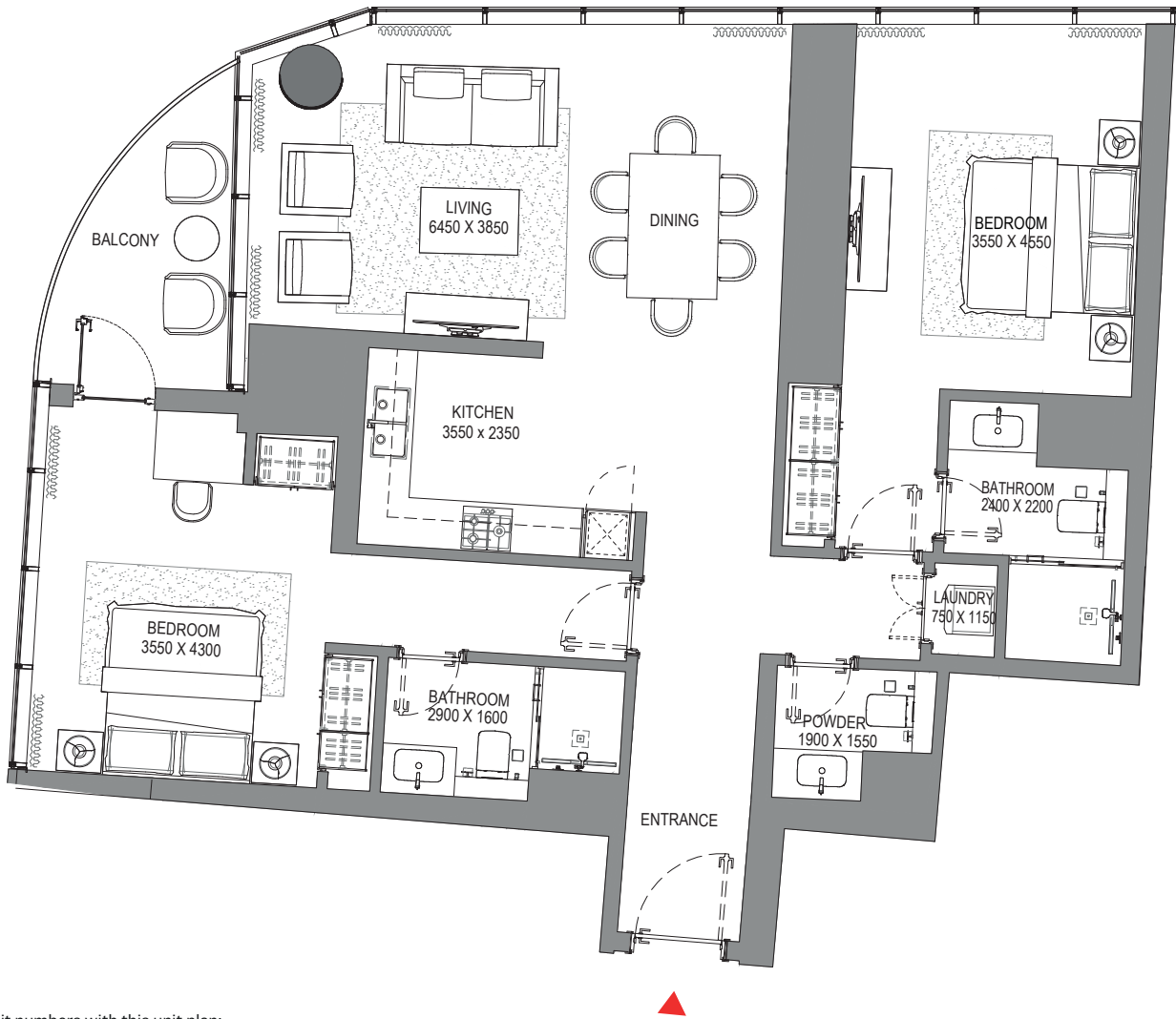

TYPE D (with powder room + balcony)

TOTAL SALEABLE AREA

SUITE RANGE = 1,257.22 SQ.FT.

BALCONY = 75.99 SQ.FT.

TOTAL = 1,333.21 SQ.FT.



List of unit numbers with this unit plan:

VIEWS

Blue waters, Ain Dubai, JBR Beach, Marina, Sea
3808

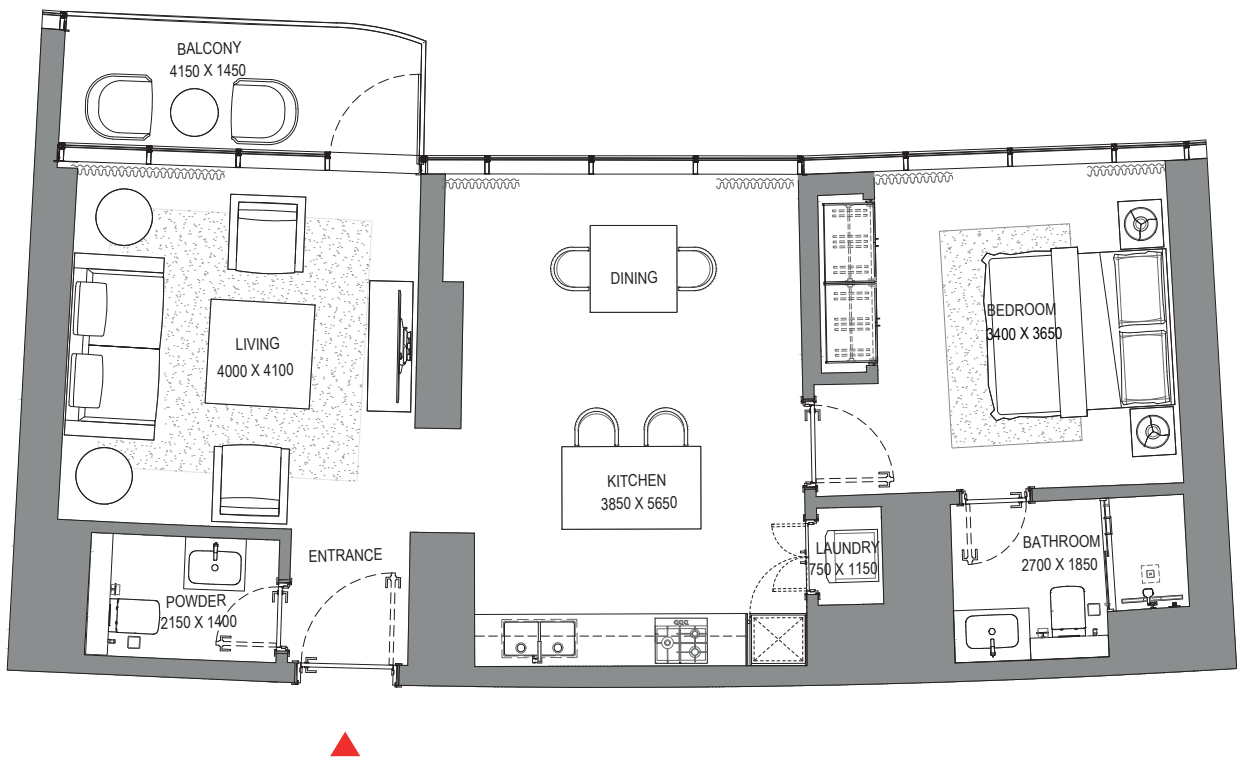
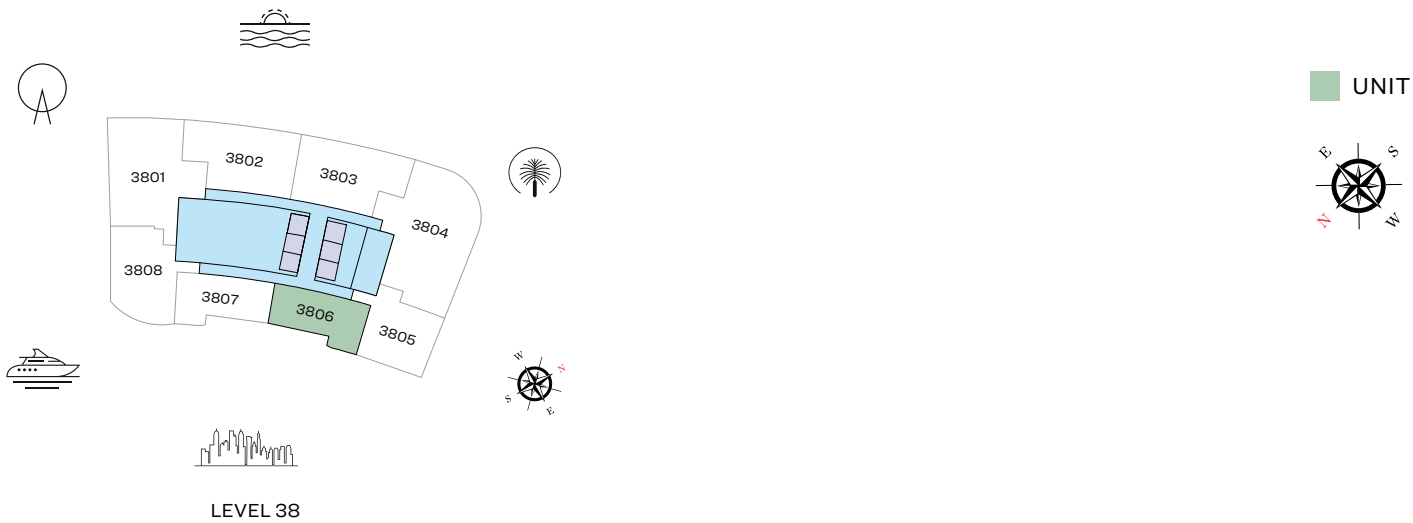
Disclaimer: 1. All dimensions are in metric, measured to wall finishes. 2. All materials, dimensions & drawings are approximate. 3. Information is subject to change without notice, at developer's absolute discretion. 4. Actual area may vary from the stated area. 5. Drawing are not to scale. 6. All images used are for illustrative purpose only and do not represent the actual size, features, specifications, fittings and furnishings. 7. The developer reserves the right to make revisions/ alterations, at its absolute discretion, without any liability whatsoever.

1 BEDROOM APARTMENT

TYPE A (with powder room + balcony)

TOTAL SALEABLE AREA

SUITE = 808.05 SQ.FT.
BALCONY = 70.72 SQ.FT.
TOTAL = 878.77 SQ.FT.



List of unit numbers with this unit plan:

VIEWS

Marina, Marina Skyline
3806

Disclaimer: 1. All dimensions are in metric, measured to wall finishes. 2. All materials, dimensions & drawings are approximate. 3. Information is subject to change without notice, at developer's absolute discretion. 4. Actual area may vary from the stated area. 5. Drawing are not to scale. 6. All images used are for illustrative purpose only and do not represent the actual size, features, specifications, fittings and furnishings. 7. The developer reserves the right to make revisions/ alterations, at its absolute discretion, without any liability whatsoever.

1 BEDROOM APARTMENT

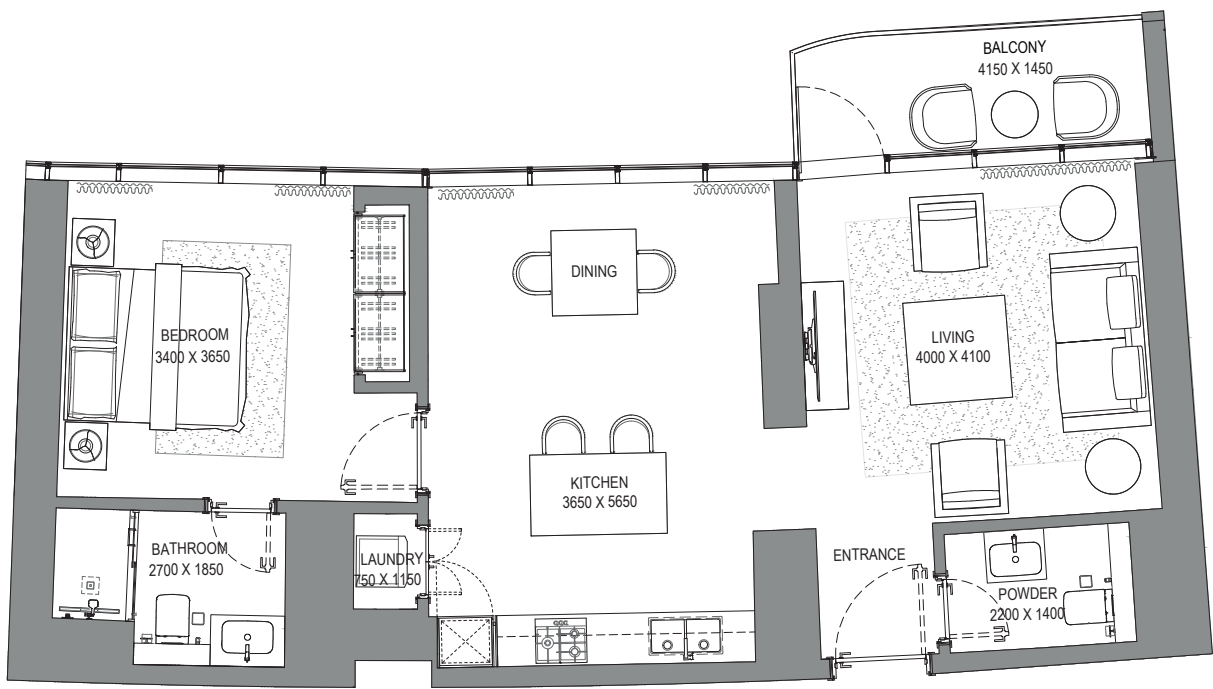
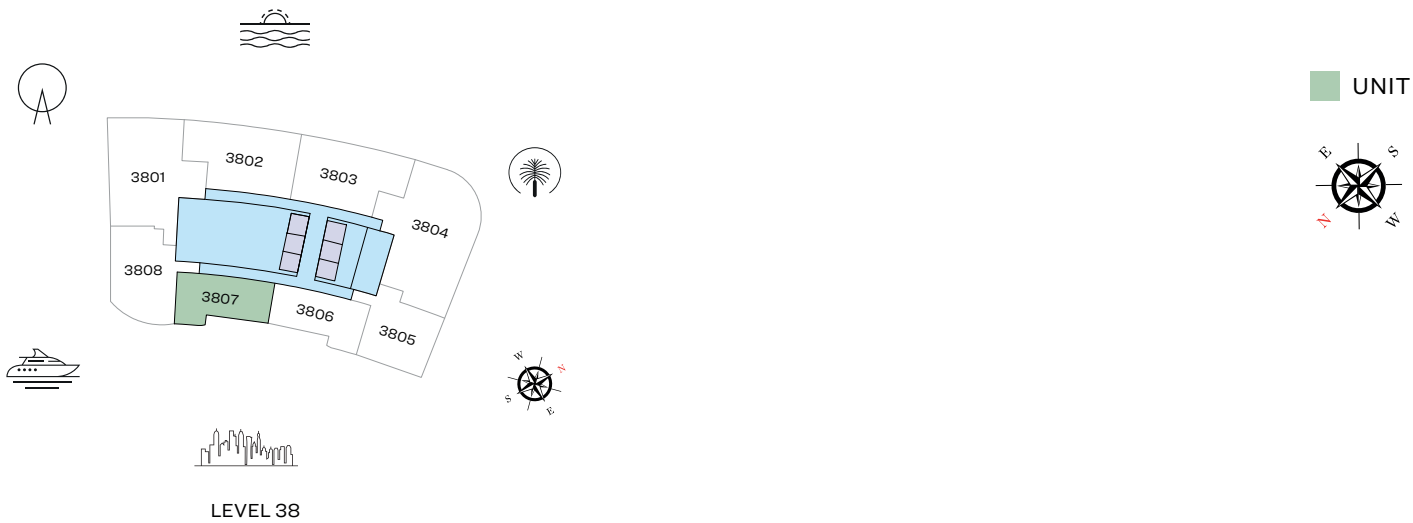
TYPE B (with powder room + balcony)

TOTAL SALEABLE AREA

SUITE = 806.43 SQ.FT.

BALCONY = 68.57 SQ.FT.

TOTAL = 875.00 SQ.FT.



List of unit numbers with this unit plan:

VIEWS

Marina, Marina Skyline
3807

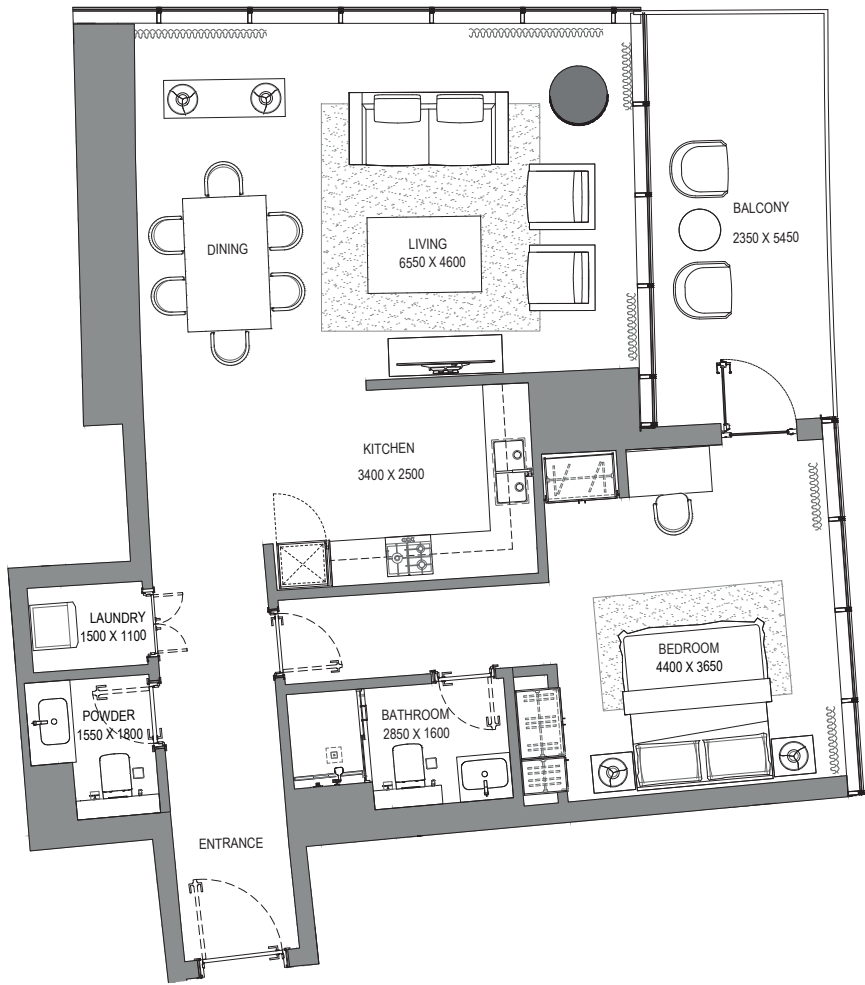

Disclaimer: 1. All dimensions are in metric, measured to wall finishes. 2. All materials, dimensions & drawings are approximate. 3. Information is subject to change without notice, at developer's absolute discretion. 4. Actual area may vary from the stated area. 5. Drawing are not to scale. 6. All images used are for illustrative purpose only and do not represent the actual size, features, specifications, fittings and furnishings. 7. The developer reserves the right to make revisions/ alterations, at its absolute discretion, without any liability whatsoever.

1 BEDROOM APARTMENT

TYPE C (with powder room + balcony)

TOTAL SALEABLE AREA

SUITE = 1,002.23 SQ.FT.
BALCONY = 142.30 SQ.FT.
TOTAL = 1,144.53 SQ.FT.



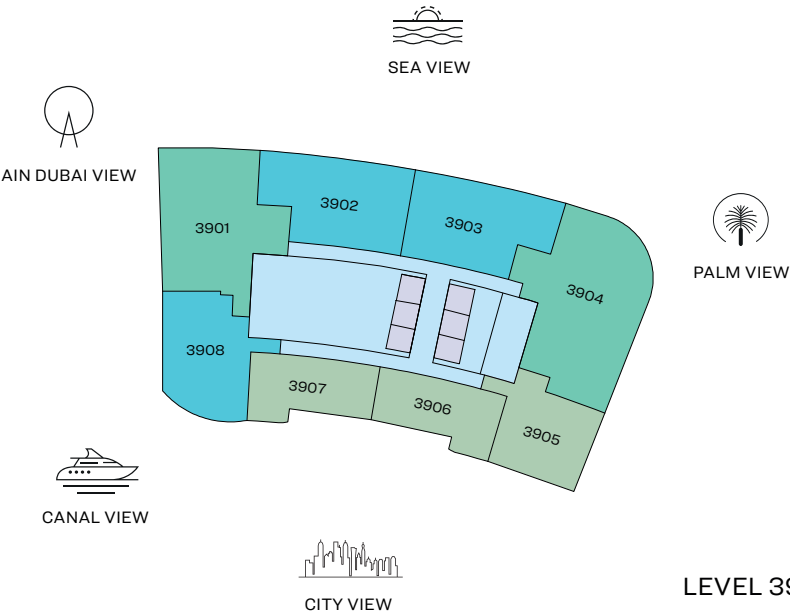
List of unit numbers with this unit plan:

VIEWS

Marina, Marina Skyline
3805

Disclaimer: 1. All dimensions are in metric, measured to wall finishes. 2. All materials, dimensions & drawings are approximate. 3. Information is subject to change without notice, at developer's absolute discretion. 4. Actual area may vary from the stated area. 5. Drawing are not to scale. 6. All images used are for illustrative purpose only and do not represent the actual size, features, specifications, fittings and furnishings. 7. The developer reserves the right to make revisions/ alterations, at its absolute discretion, without any liability whatsoever.

FLOOR PLAN LAYOUT
TOWER A




LEVEL 39

- 1 BED UNIT
- 3 BED UNIT
- LIFTS
- 2 BED UNIT
- LOBBIES, CORRIDORS & STAIRS

Disclaimer: 1. All dimensions are in metric, measured to wall finishes. 2. All materials, dimensions & drawings are approximate. 3. Information is subject to change without notice, at developer's absolute discretion. 4. Actual area may vary from the stated area. 5. Drawing are not to scale. 6. All images used are for illustrative purpose only and do not represent the actual size, features, specifications, fittings and furnishings. 7. The developer reserves the right to make revisions/ alterations, at its absolute discretion, without any liability whatsoever.

3 BEDROOM APARTMENT
TYPE A (with maid room and powder room + balcony)

TOTAL SALEABLE AREA
SUITE = 1,965.49 SQ.FT.
BALCONY = 191.71 SQ.FT.
TOTAL = 2,157.20 SQ.FT.



List of unit numbers with this unit plan:

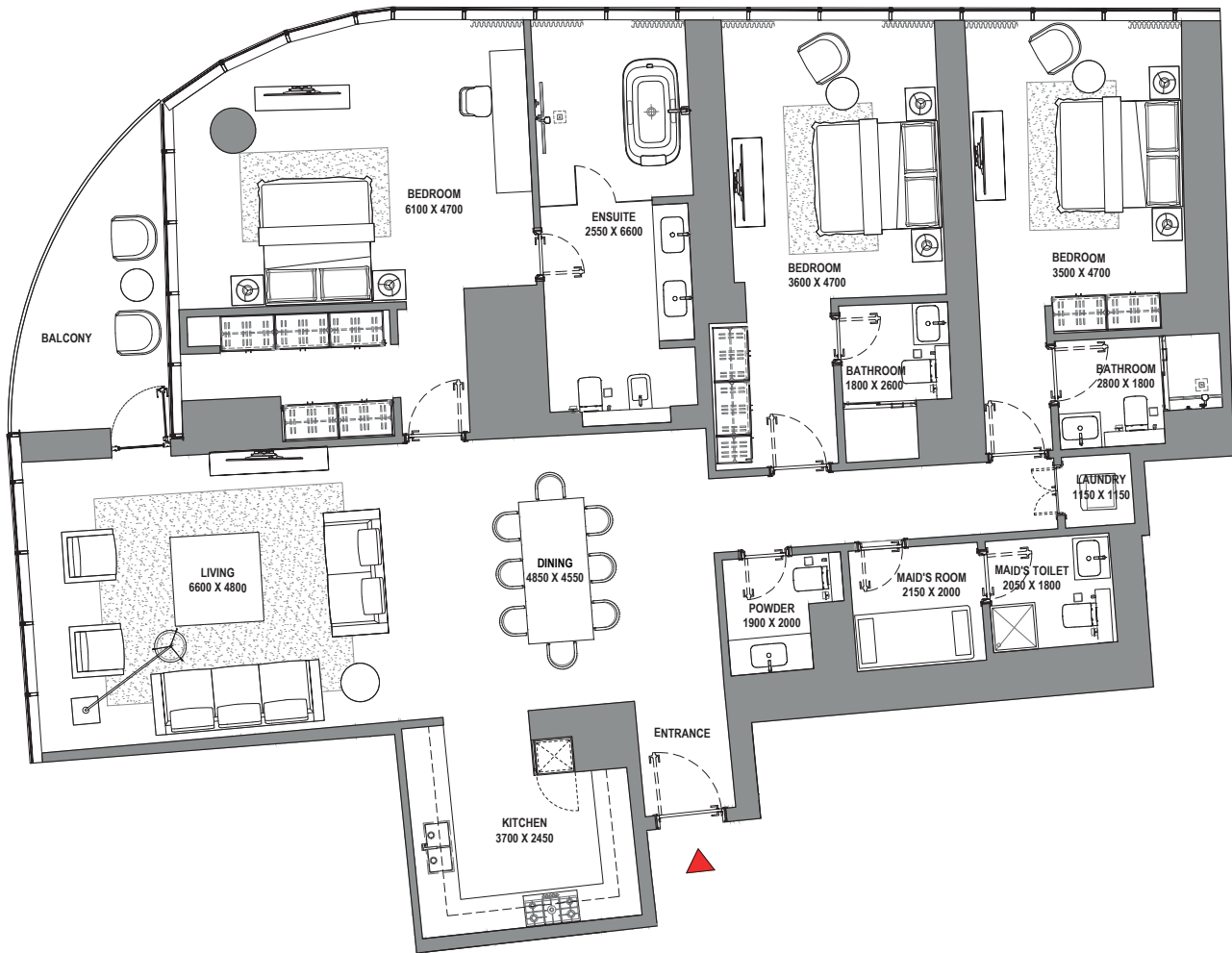

VIEWS

Blue waters, Ain Dubai, Palm Jumeirah, Harbour, JBR Beach, Marina, Sea, Marina Skyline, Skydive
3901

Disclaimer: 1. All dimensions are in metric, measured to wall finishes. 2. All materials, dimensions & drawings are approximate. 3. Information is subject to change without notice, at developer's absolute discretion. 4. Actual area may vary from the stated area. 5. Drawing are not to scale. 6. All images used are for illustrative purpose only and do not represent the actual size, features, specifications, fittings and furnishings. 7. The developer reserves the right to make revisions/ alterations, at its absolute discretion, without any liability whatsoever.

3 BEDROOM APARTMENT
TYPE C (with maid room and powder room + balcony)

TOTAL SALEABLE AREA
SUITE = 2,432.43 SQ.FT.
BALCONY = 119.26 SQ.FT.
TOTAL = 2,551.69 SQ.FT.



List of unit numbers with this unit plan:

VIEWS

Palm Jumeirah, Harbour, Sea, Skydive
3904

Disclaimer: 1. All dimensions are in metric, measured to wall finishes. 2. All materials, dimensions & drawings are approximate. 3. Information is subject to change without notice, at developer's absolute discretion. 4. Actual area may vary from the stated area. 5. Drawing are not to scale. 6. All images used are for illustrative purpose only and do not represent the actual size, features, specifications, fittings and furnishings. 7. The developer reserves the right to make revisions/ alterations, at its absolute discretion, without any liability whatsoever.

2 BEDROOM APARTMENT

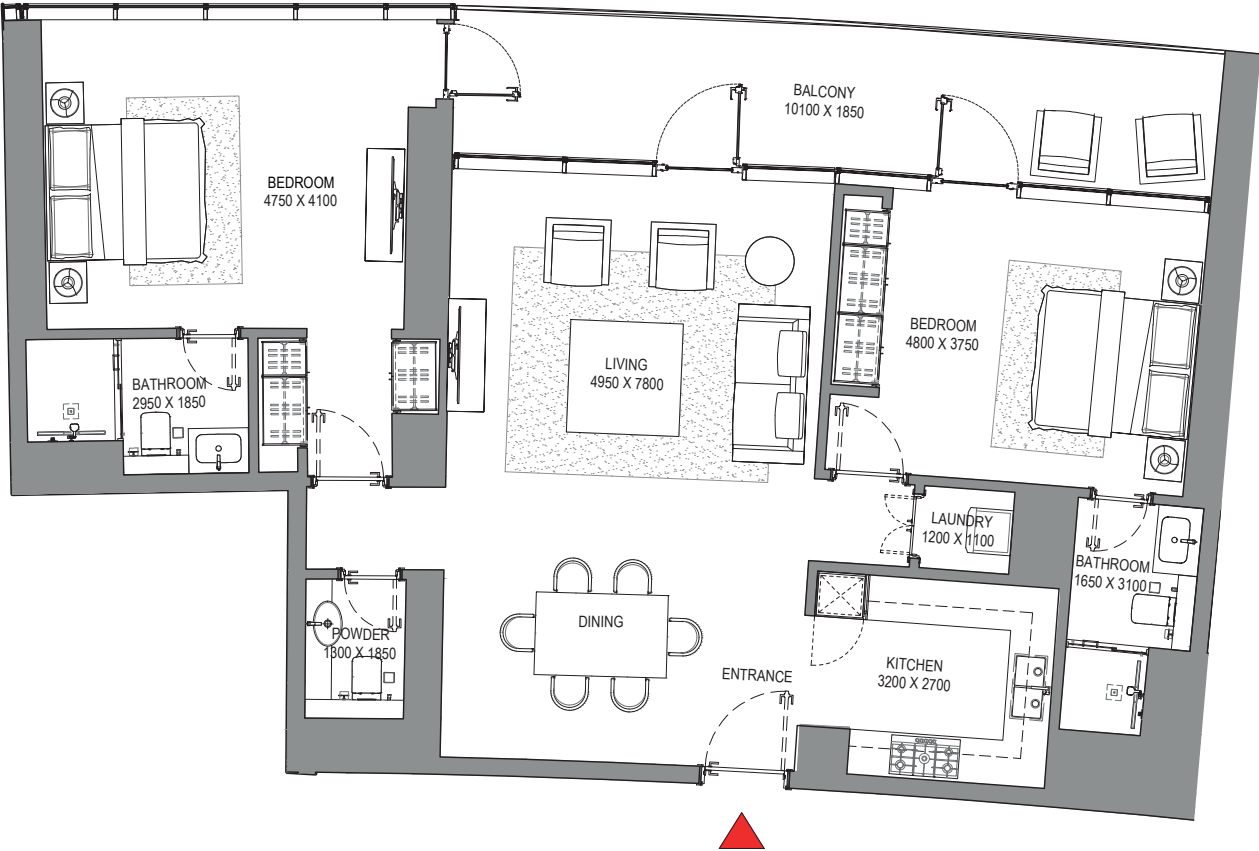

TYPE A (with powder room + balcony)

TOTAL SALEABLE AREA

SUITE = 1,309.11 SQ.FT.

BALCONY = 230.46 SQ.FT.

TOTAL = 1,539.57 SQ.FT.



List of unit numbers with this unit plan:

VIEWS

Blue waters, Ain Dubai, Palm Jumeirah, Harbour, Sea, Skydive
3902

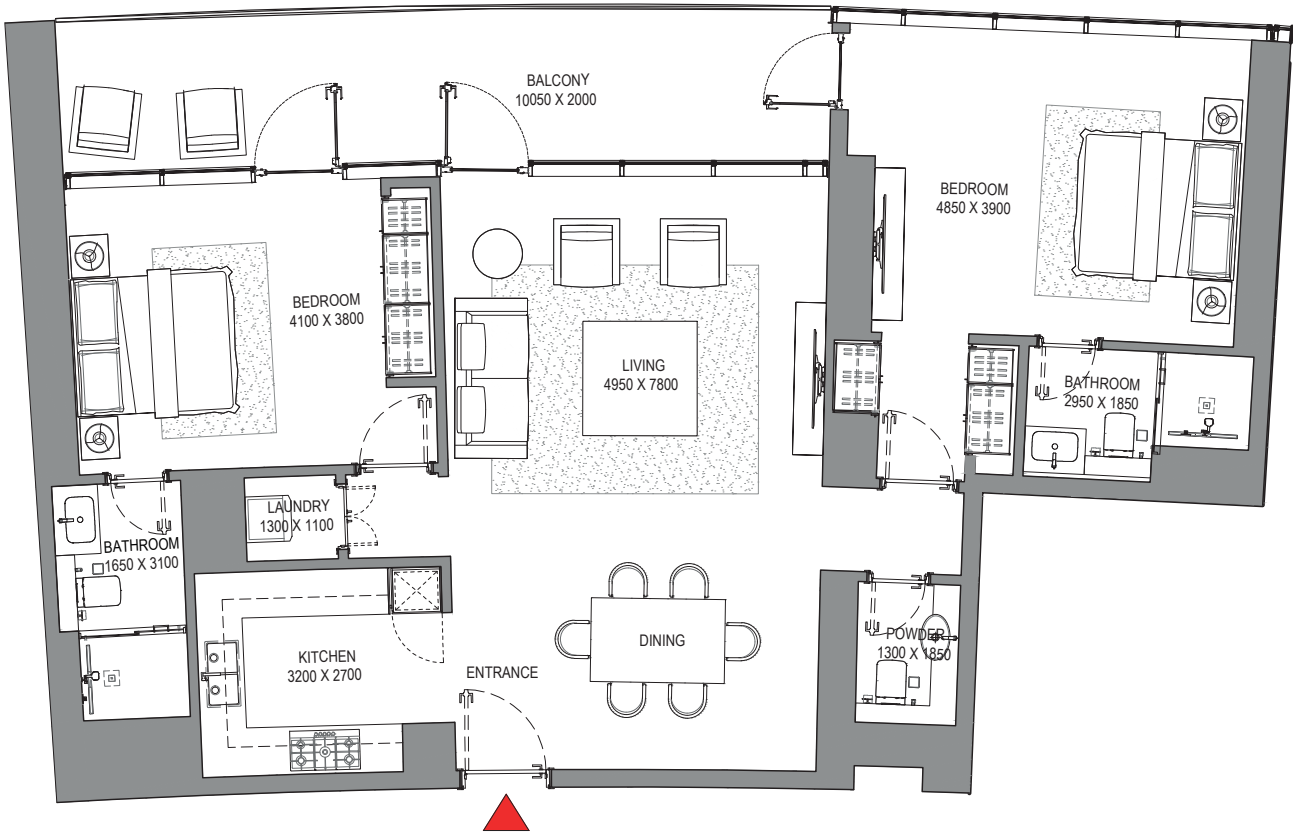

Disclaimer: 1. All dimensions are in metric, measured to wall finishes. 2. All materials, dimensions & drawings are approximate. 3. Information is subject to change without notice, at developer's absolute discretion. 4. Actual area may vary from the stated area. 5. Drawing are not to scale. 6. All images used are for illustrative purpose only and do not represent the actual size, features, specifications, fittings and furnishings. 7. The developer reserves the right to make revisions/ alterations, at its absolute discretion, without any liability whatsoever.

2 BEDROOM APARTMENT

TYPE B (with powder room + balcony)

TOTAL SALEABLE AREA

SUITE = 1,291.45 SQ.FT.
BALCONY = 236.48 SQ.FT.
TOTAL = 1,527.93 SQ.FT.



List of unit numbers with this unit plan:

VIEWS

Palm Jumeirah, Harbour, Sea, Skydive
3903

Disclaimer: 1. All dimensions are in metric, measured to wall finishes. 2. All materials, dimensions & drawings are approximate. 3. Information is subject to change without notice, at developer's absolute discretion. 4. Actual area may vary from the stated area. 5. Drawing are not to scale. 6. All images used are for illustrative purpose only and do not represent the actual size, features, specifications, fittings and furnishings. 7. The developer reserves the right to make revisions/ alterations, at its absolute discretion, without any liability whatsoever.

2 BEDROOM APARTMENT

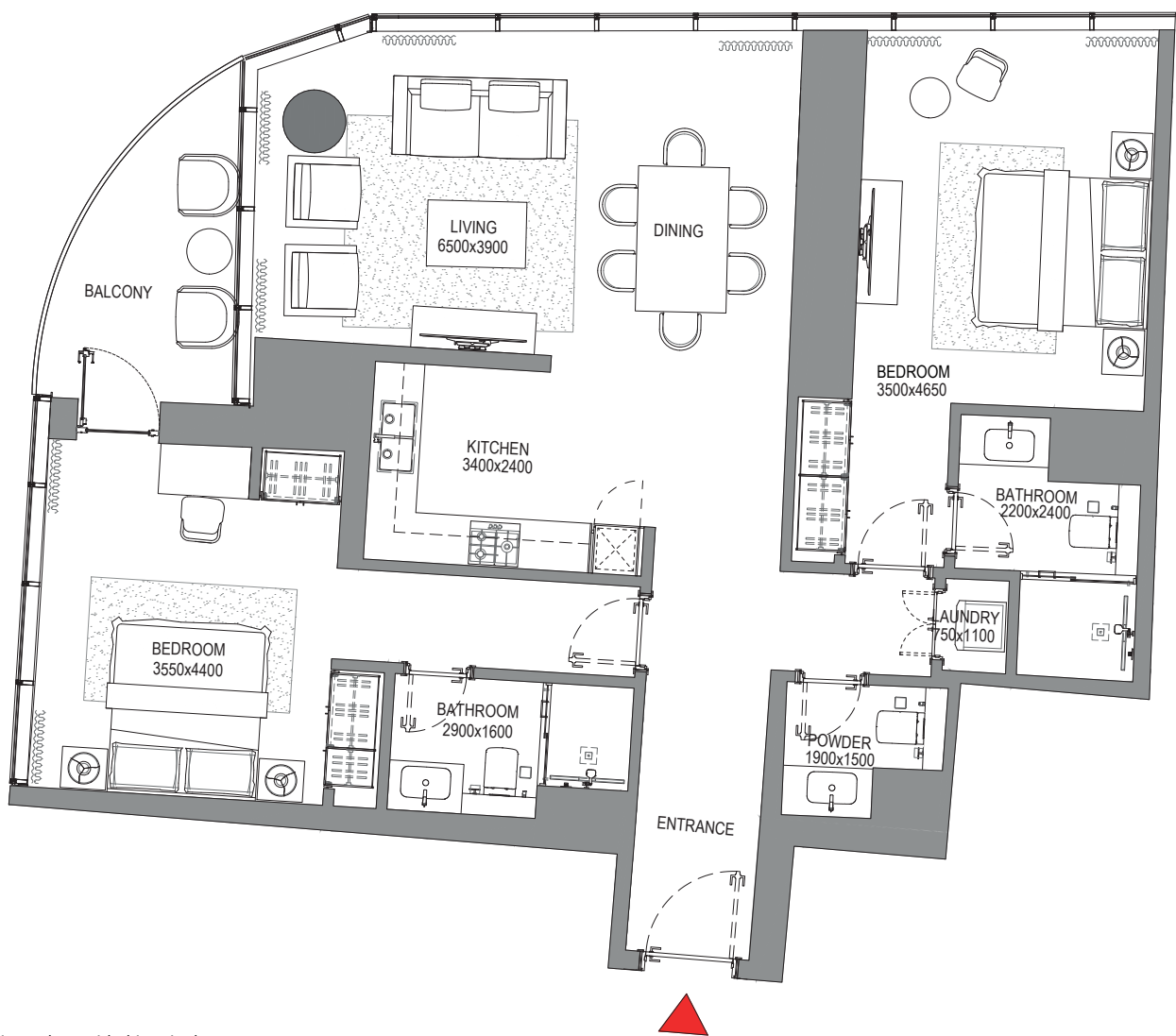

TYPE D (with powder room + balcony)

TOTAL SALEABLE AREA

SUITE = 1,266.05 SQ.FT.

BALCONY = 82.24 SQ.FT.

TOTAL = 1,348.29 SQ.FT.



List of unit numbers with this unit plan:

VIEWS

Blue waters, Ain Dubai, JBR Beach, Marina, Sea
3908

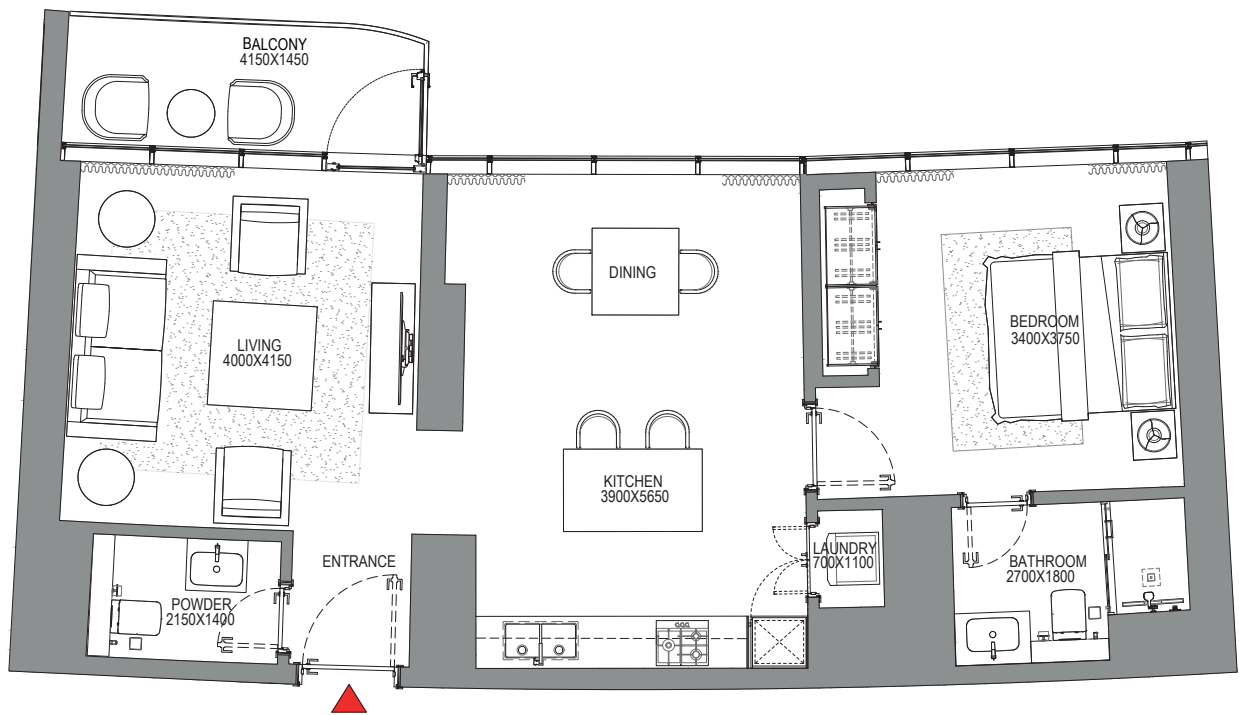
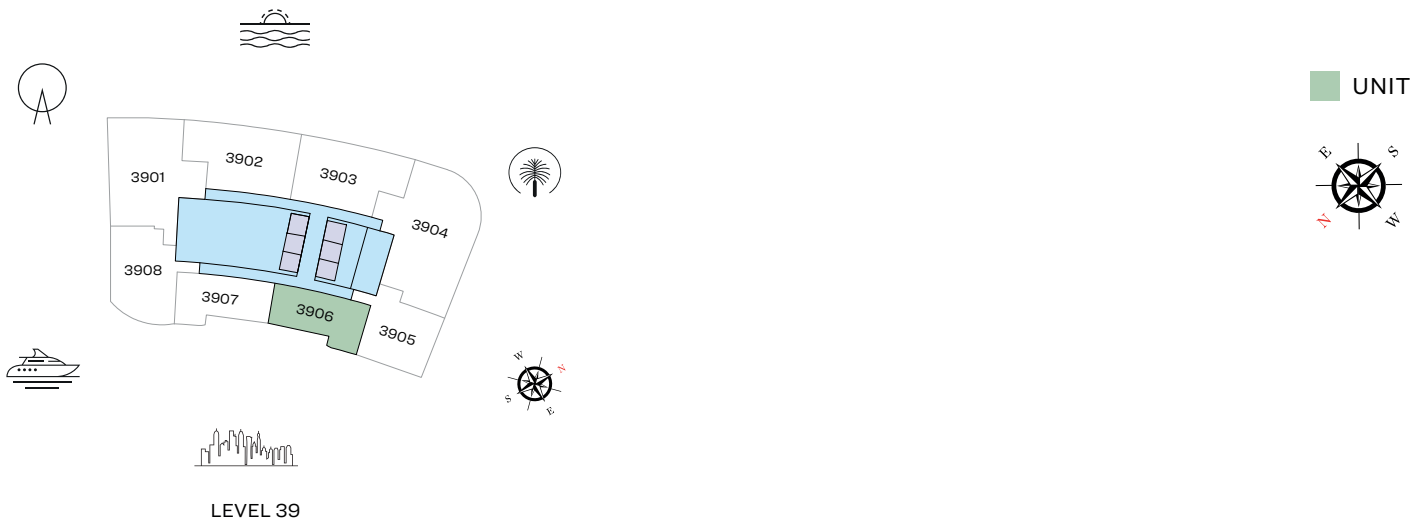
Disclaimer: 1. All dimensions are in metric, measured to wall finishes. 2. All materials, dimensions & drawings are approximate. 3. Information is subject to change without notice, at developer's absolute discretion. 4. Actual area may vary from the stated area. 5. Drawing are not to scale. 6. All images used are for illustrative purpose only and do not represent the actual size, features, specifications, fittings and furnishings. 7. The developer reserves the right to make revisions/ alterations, at its absolute discretion, without any liability whatsoever.

1 BEDROOM APARTMENT

TYPE A (with powder room + balcony)

TOTAL SALEABLE AREA

SUITE = 815.15 SQ.FT.
BALCONY = 70.93 SQ.FT.
TOTAL = 886.08 SQ.FT.



List of unit numbers with this unit plan:

VIEWS

Marina, Marina Skyline
3906

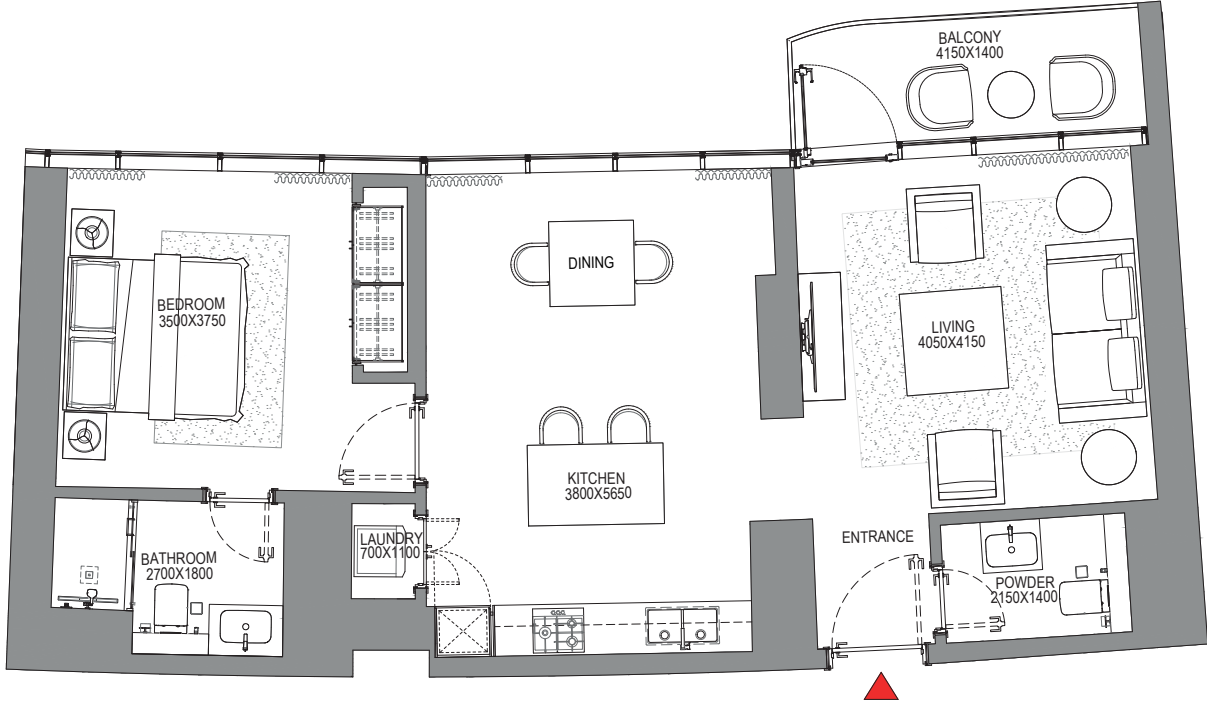

Disclaimer: 1. All dimensions are in metric, measured to wall finishes. 2. All materials, dimensions & drawings are approximate. 3. Information is subject to change without notice, at developer's absolute discretion. 4. Actual area may vary from the stated area. 5. Drawing are not to scale. 6. All images used are for illustrative purpose only and do not represent the actual size, features, specifications, fittings and furnishings. 7. The developer reserves the right to make revisions/ alterations, at its absolute discretion, without any liability whatsoever.

1 BEDROOM APARTMENT

TYPE B (with powder room + balcony)

TOTAL SALEABLE AREA

SUITE = 813.54 SQ.FT.
BALCONY = 68.89 SQ.FT.
TOTAL = 882.43 SQ.FT.



List of unit numbers with this unit plan:

VIEWS

Marina, Marina Skyline
3907

Disclaimer: 1. All dimensions are in metric, measured to wall finishes. 2. All materials, dimensions & drawings are approximate. 3. Information is subject to change without notice, at developer's absolute discretion. 4. Actual area may vary from the stated area. 5. Drawing are not to scale. 6. All images used are for illustrative purpose only and do not represent the actual size, features, specifications, fittings and furnishings. 7. The developer reserves the right to make revisions/ alterations, at its absolute discretion, without any liability whatsoever.

1 BEDROOM APARTMENT

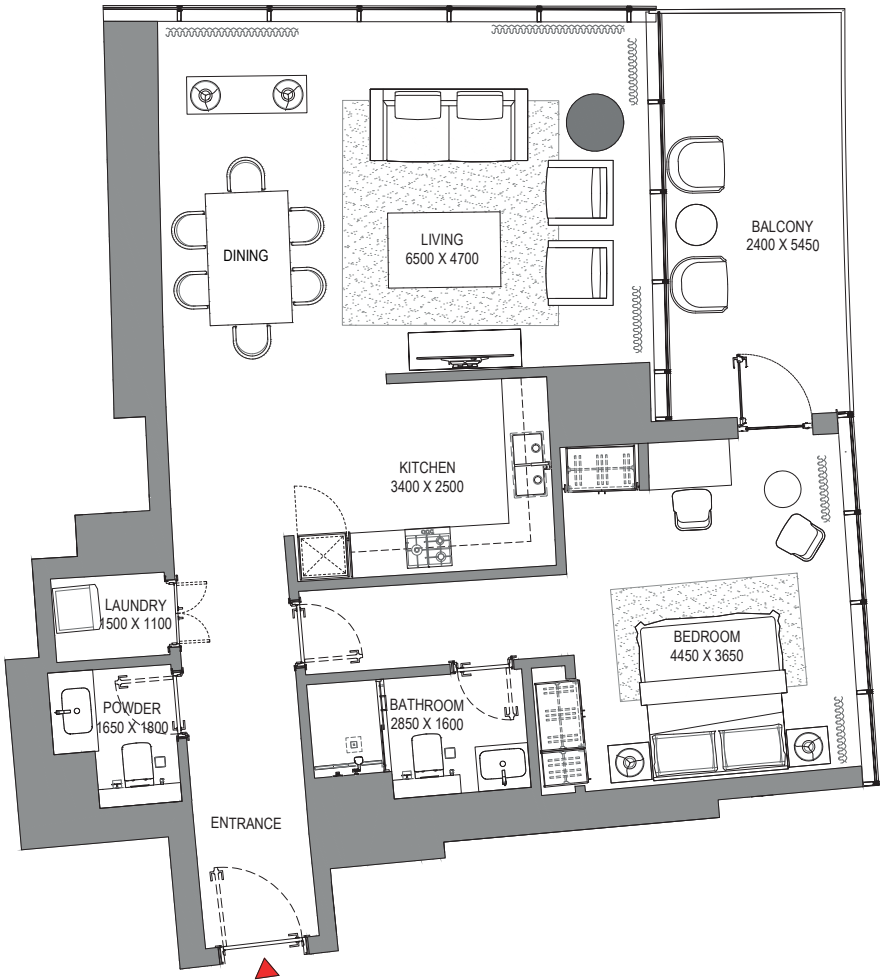
TYPE C (with powder room + balcony)

TOTAL SALEABLE AREA

SUITE = 1,004.27 SQ.FT.
BALCONY = 145.96 SQ.FT.
TOTAL = 1,150.23 SQ.FT.



LEVEL 39



List of unit numbers with this unit plan:

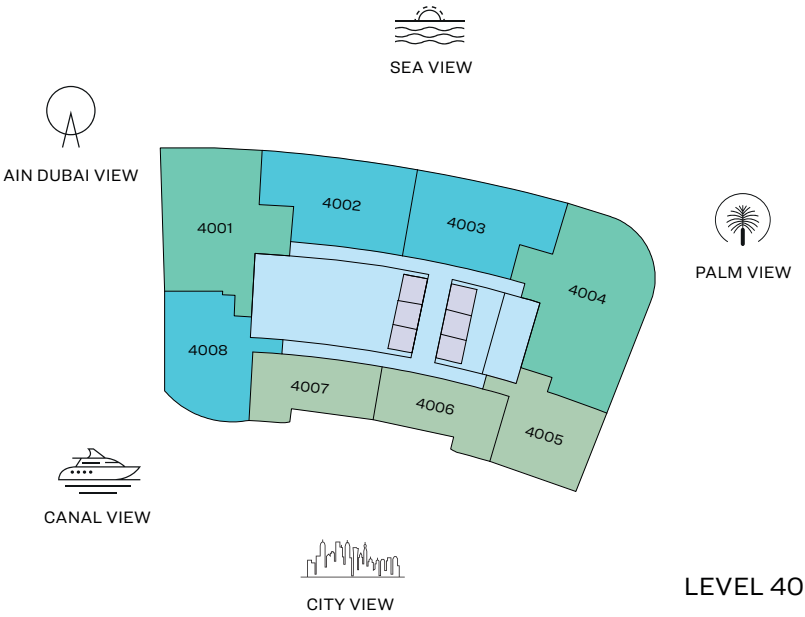
VIEWS

Marina, Marina Skyline
3905

Disclaimer: 1. All dimensions are in metric, measured to wall finishes. 2. All materials, dimensions & drawings are approximate. 3. Information is subject to change without notice, at developer's absolute discretion. 4. Actual area may vary from the stated area. 5. Drawing are not to scale. 6. All images used are for illustrative purpose only and do not represent the actual size, features, specifications, fittings and furnishings. 7. The developer reserves the right to make revisions/ alterations, at its absolute discretion, without any liability whatsoever.

FLOOR PLAN LAYOUT

TOWER A




- 1 BED UNIT
- 3 BED UNIT
- LIFTS
- 2 BED UNIT
- LOBBIES, CORRIDORS & STAIRS

Disclaimer: 1. All dimensions are in metric, measured to wall finishes. 2. All materials, dimensions & drawings are approximate. 3. Information is subject to change without notice, at developer's absolute discretion. 4. Actual area may vary from the stated area. 5. Drawing are not to scale. 6. All images used are for illustrative purpose only and do not represent the actual size, features, specifications, fittings and furnishings. 7. The developer reserves the right to make revisions/ alterations, at its absolute discretion, without any liability whatsoever.

3 BEDROOM APARTMENT
TYPE A (with maid room and powder room + balcony)

TOTAL SALEABLE AREA
SUITE = 1,977.98 SQ.FT.
BALCONY = 202.04 SQ.FT.
TOTAL = 2,180.02 SQ.FT.



List of unit numbers with this unit plan:

VIEWS

Blue waters, Ain Dubai, Palm Jumeirah, Harbour, JBR Beach, Marina, Sea, Marina Skyline, Skydive
4001

Disclaimer: 1. All dimensions are in metric, measured to wall finishes. 2. All materials, dimensions & drawings are approximate. 3. Information is subject to change without notice, at developer's absolute discretion. 4. Actual area may vary from the stated area. 5. Drawing are not to scale. 6. All images used are for illustrative purpose only and do not represent the actual size, features, specifications, fittings and furnishings. 7. The developer reserves the right to make revisions/ alterations, at its absolute discretion, without any liability whatsoever.

2 BEDROOM APARTMENT

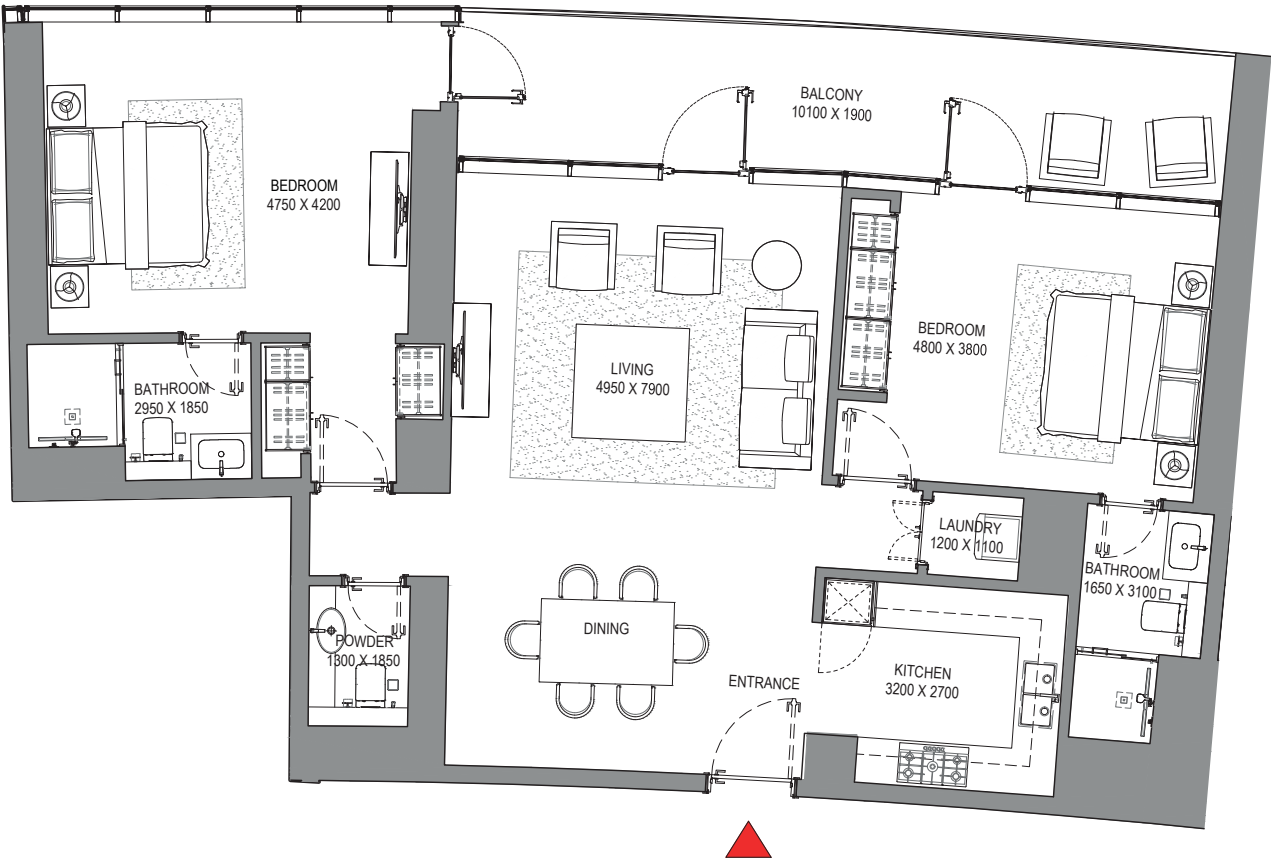

TYPE A (with powder room + balcony)

TOTAL SALEABLE AREA

SUITE = 1,321.05 SQ.FT.

BALCONY = 233.04 SQ.FT.

TOTAL = 1,554.09 SQ.FT.



List of unit numbers with this unit plan:

VIEWS

Blue waters, Ain Dubai, Palm Jumeirah, Harbour, Sea, Skydive
4002

Disclaimer: 1. All dimensions are in metric, measured to wall finishes. 2. All materials, dimensions & drawings are approximate. 3. Information is subject to change without notice, at developer's absolute discretion. 4. Actual area may vary from the stated area. 5. Drawing are not to scale. 6. All images used are for illustrative purpose only and do not represent the actual size, features, specifications, fittings and furnishings. 7. The developer reserves the right to make revisions/ alterations, at its absolute discretion, without any liability whatsoever.

2 BEDROOM APARTMENT

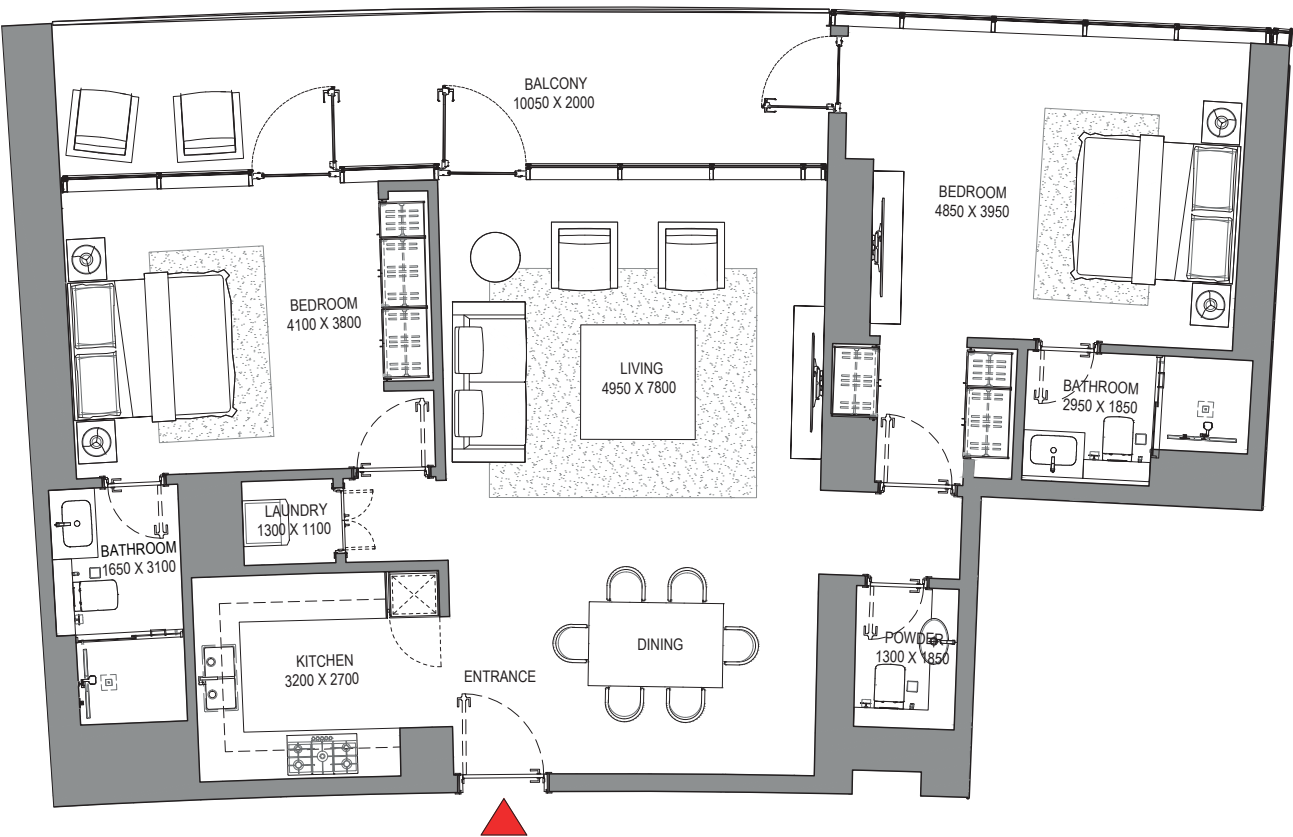

TYPE B (with powder room + balcony)

TOTAL SALEABLE AREA

SUITE = 1,303.72 SQ.FT.

BALCONY = 236.7 SQ.FT.

TOTAL = 1,540.42 SQ.FT.



List of unit numbers with this unit plan:

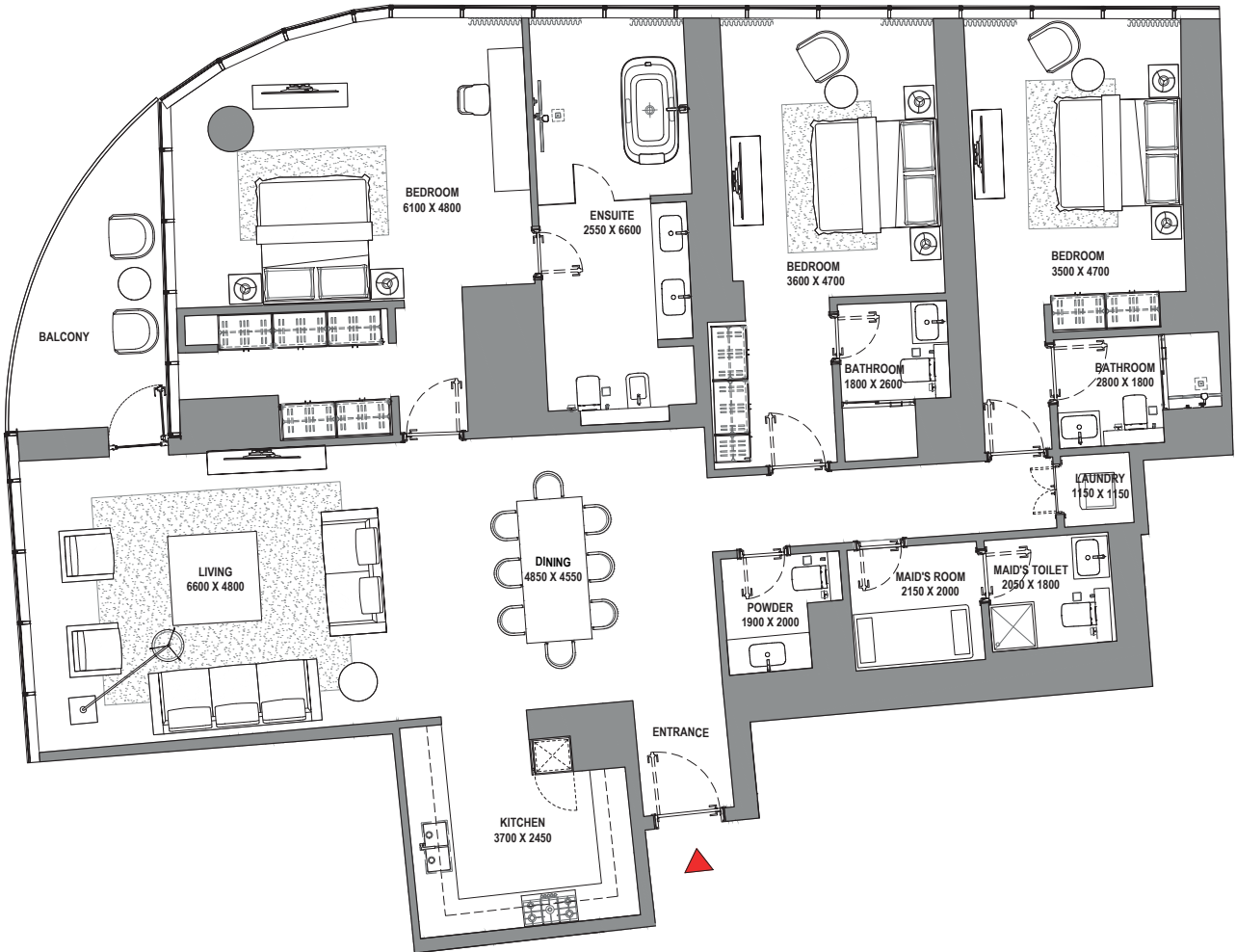

VIEWS

Palm Jumeirah, Harbour, Sea, Skydive
4003

Disclaimer: 1. All dimensions are in metric, measured to wall finishes. 2. All materials, dimensions & drawings are approximate. 3. Information is subject to change without notice, at developer's absolute discretion. 4. Actual area may vary from the stated area. 5. Drawing are not to scale. 6. All images used are for illustrative purpose only and do not represent the actual size, features, specifications, fittings and furnishings. 7. The developer reserves the right to make revisions/ alterations, at its absolute discretion, without any liability whatsoever.

3 BEDROOM APARTMENT
TYPE C (with maid room and powder room + balcony)

TOTAL SALEABLE AREA
SUITE = 2,446.31 SQ.FT.
BALCONY = 119.16 SQ.FT.
TOTAL = 2,565.47 SQ.FT.



List of unit numbers with this unit plan:

VIEWS

Palm Jumeirah, Harbour, Sea, Skydive
4004

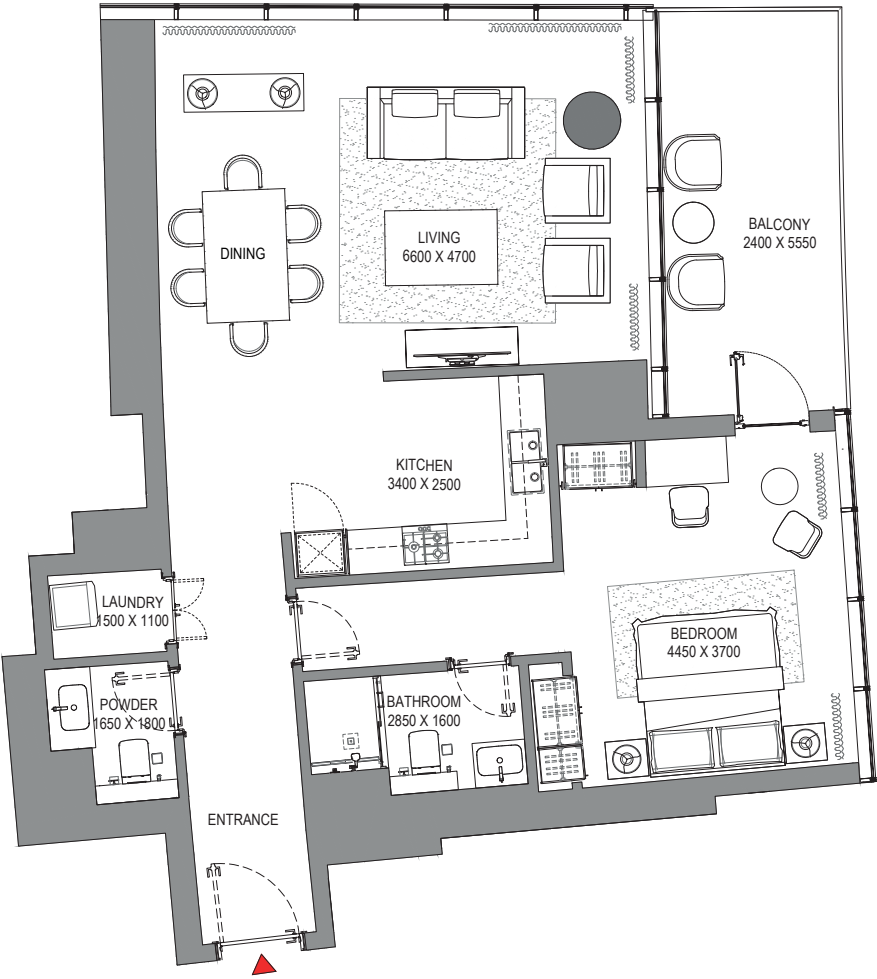

Disclaimer: 1. All dimensions are in metric, measured to wall finishes. 2. All materials, dimensions & drawings are approximate. 3. Information is subject to change without notice, at developer's absolute discretion. 4. Actual area may vary from the stated area. 5. Drawing are not to scale. 6. All images used are for illustrative purpose only and do not represent the actual size, features, specifications, fittings and furnishings. 7. The developer reserves the right to make revisions/ alterations, at its absolute discretion, without any liability whatsoever.

1 BEDROOM APARTMENT

TYPE C (with powder room + balcony)

TOTAL SALEABLE AREA

SUITE = 1,008.15 SQ.FT.
BALCONY = 147.90 SQ.FT.
TOTAL = 1,156.05 SQ.FT.



List of unit numbers with this unit plan:

VIEWS

Marina, Marina Skyline
4005

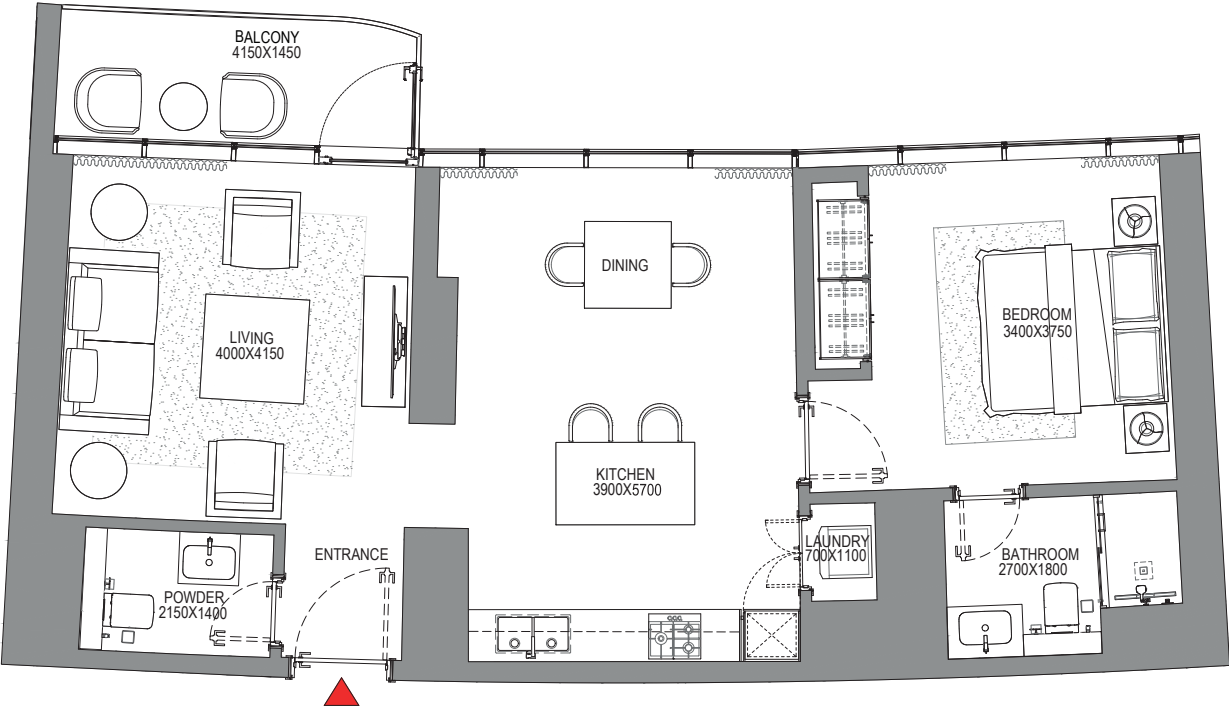

Disclaimer: 1. All dimensions are in metric, measured to wall finishes. 2. All materials, dimensions & drawings are approximate. 3. Information is subject to change without notice, at developer's absolute discretion. 4. Actual area may vary from the stated area. 5. Drawing are not to scale. 6. All images used are for illustrative purpose only and do not represent the actual size, features, specifications, fittings and furnishings. 7. The developer reserves the right to make revisions/ alterations, at its absolute discretion, without any liability whatsoever.

1 BEDROOM APARTMENT

TYPE A (with powder room + balcony)

TOTAL SALEABLE AREA

SUITE = 815.15 SQ.FT.
BALCONY = 70.72 SQ.FT.
TOTAL = 885.87 SQ.FT.



List of unit numbers with this unit plan:

VIEWS

Marina, Marina Skyline
4006

Disclaimer: 1. All dimensions are in metric, measured to wall finishes. 2. All materials, dimensions & drawings are approximate. 3. Information is subject to change without notice, at developer's absolute discretion. 4. Actual area may vary from the stated area. 5. Drawing are not to scale. 6. All images used are for illustrative purpose only and do not represent the actual size, features, specifications, fittings and furnishings. 7. The developer reserves the right to make revisions/ alterations, at its absolute discretion, without any liability whatsoever.

1 BEDROOM APARTMENT

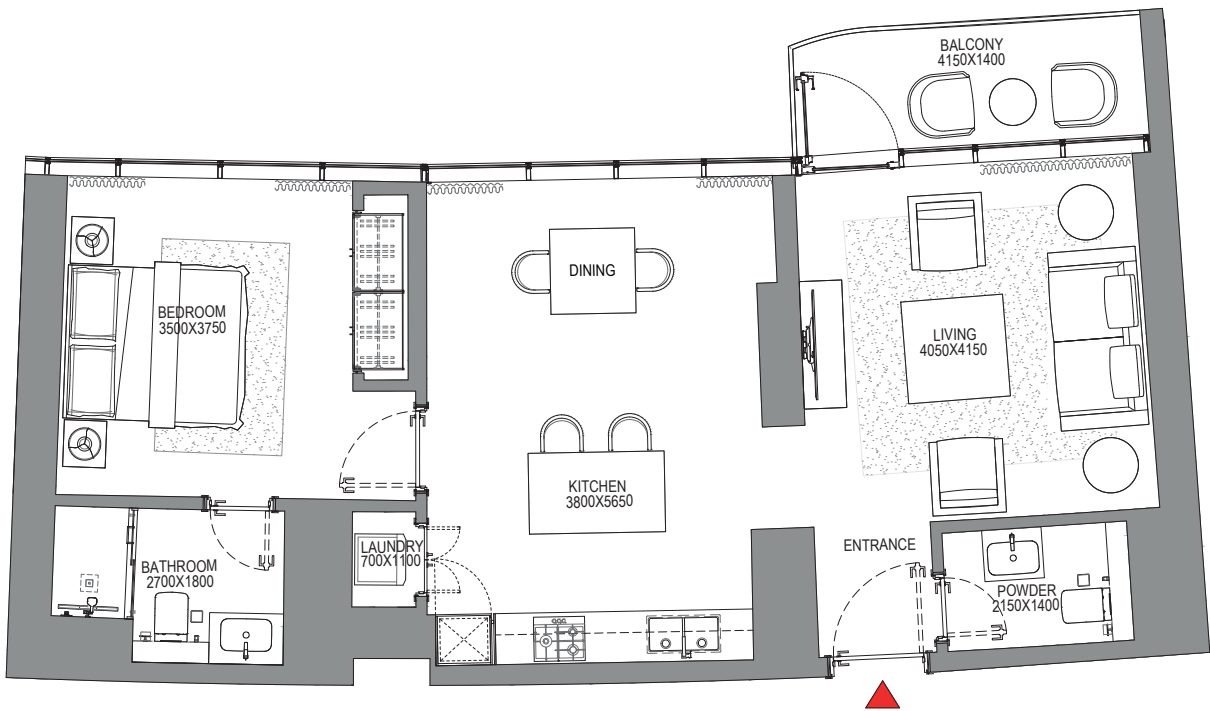
TYPE B (with powder room + balcony)

TOTAL SALEABLE AREA

SUITE = 813.43 SQ.FT.
BALCONY = 68.46 SQ.FT.
TOTAL = 881.89 SQ.FT.



LEVEL 40



List of unit numbers with this unit plan:

VIEWS

Marina, Marina Skyline
4007

Disclaimer: 1. All dimensions are in metric, measured to wall finishes. 2. All materials, dimensions & drawings are approximate. 3. Information is subject to change without notice, at developer's absolute discretion. 4. Actual area may vary from the stated area. 5. Drawing are not to scale. 6. All images used are for illustrative purpose only and do not represent the actual size, features, specifications, fittings and furnishings. 7. The developer reserves the right to make revisions/ alterations, at its absolute discretion, without any liability whatsoever.

2 BEDROOM APARTMENT

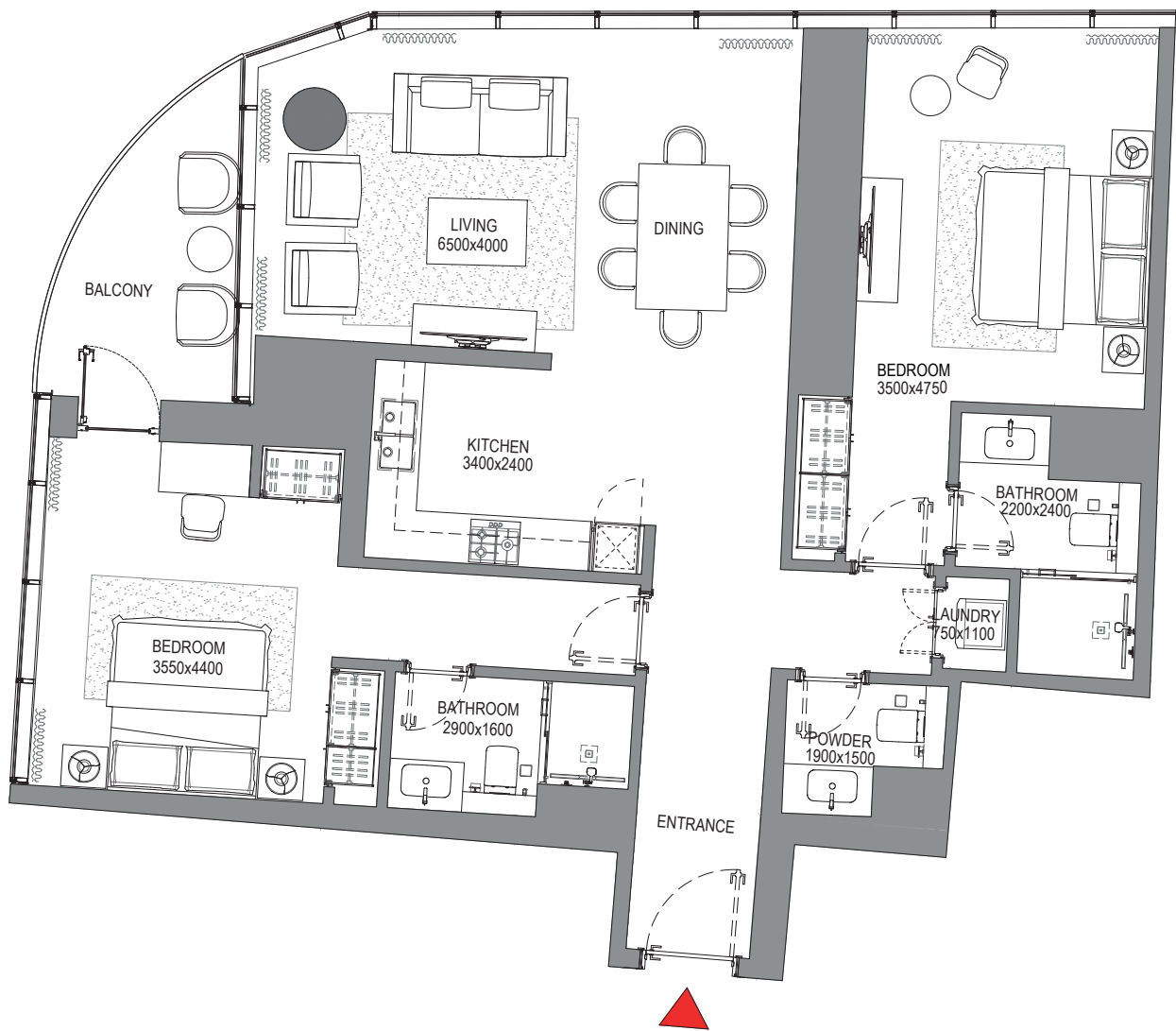

TYPE D (with powder room + balcony)

TOTAL SALEABLE AREA

SUITE = 1,275.52 SQ.FT.

BALCONY = 83.31 SQ.FT.

TOTAL = 1,358.83 SQ.FT.



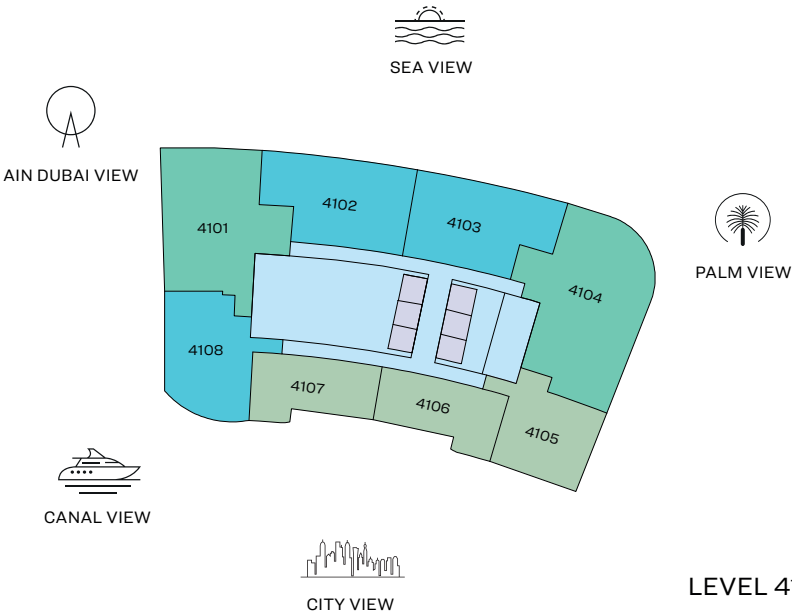
List of unit numbers with this unit plan:

VIEWS

Blue waters, Ain Dubai, JBR Beach, Marina, Sea
4008

Disclaimer: 1. All dimensions are in metric, measured to wall finishes. 2. All materials, dimensions & drawings are approximate. 3. Information is subject to change without notice, at developer's absolute discretion. 4. Actual area may vary from the stated area. 5. Drawing are not to scale. 6. All images used are for illustrative purpose only and do not represent the actual size, features, specifications, fittings and furnishings. 7. The developer reserves the right to make revisions/ alterations, at its absolute discretion, without any liability whatsoever.

FLOOR PLAN LAYOUT
TOWER A



- 1 BED UNIT
- 3 BED UNIT
- LIFTS
- 2 BED UNIT
- LOBBIES, CORRIDORS & STAIRS

Disclaimer: 1. All dimensions are in metric, measured to wall finishes. 2. All materials, dimensions & drawings are approximate. 3. Information is subject to change without notice, at developer's absolute discretion. 4. Actual area may vary from the stated area. 5. Drawing are not to scale. 6. All images used are for illustrative purpose only and do not represent the actual size, features, specifications, fittings and furnishings. 7. The developer reserves the right to make revisions/ alterations, at its absolute discretion, without any liability whatsoever.

3 BEDROOM APARTMENT

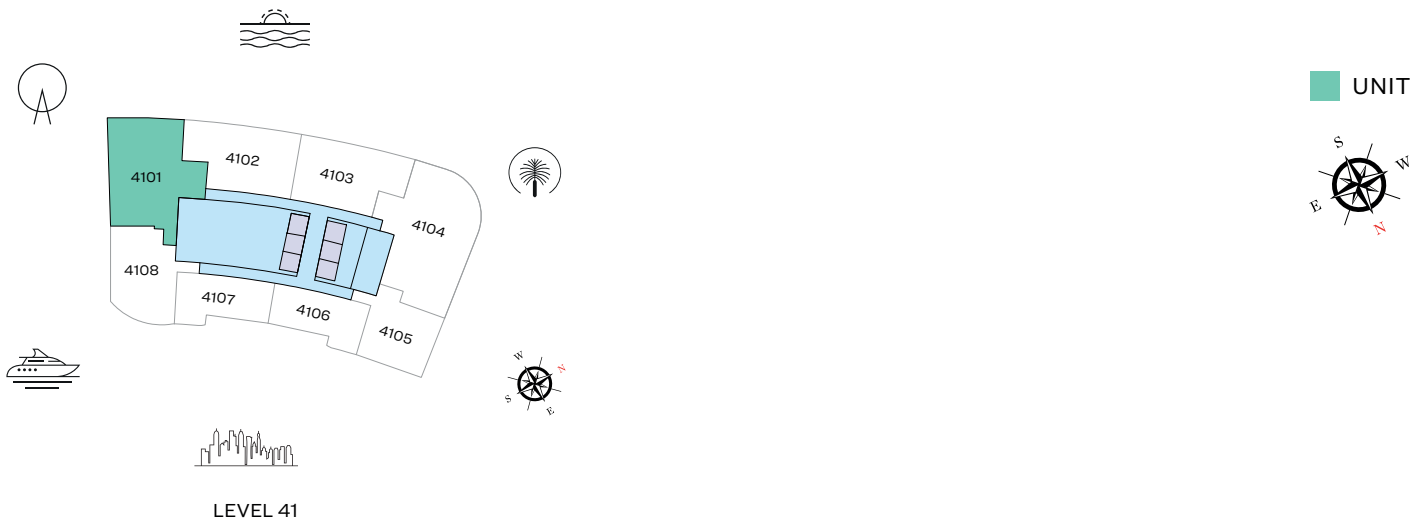
TYPE A (with maid room and powder room + balcony)

TOTAL SALEABLE AREA

SUITE = 1,996.71 SQ.FT.

BALCONY = 203.65 SQ.FT.

TOTAL = 2,200.36 SQ.FT.



List of unit numbers with this unit plan:

VIEWS

Blue waters, Ain Dubai, Palm Jumeirah, Harbour, JBR Beach, Marina, Sea, Marina Skyline, Skydive 4101

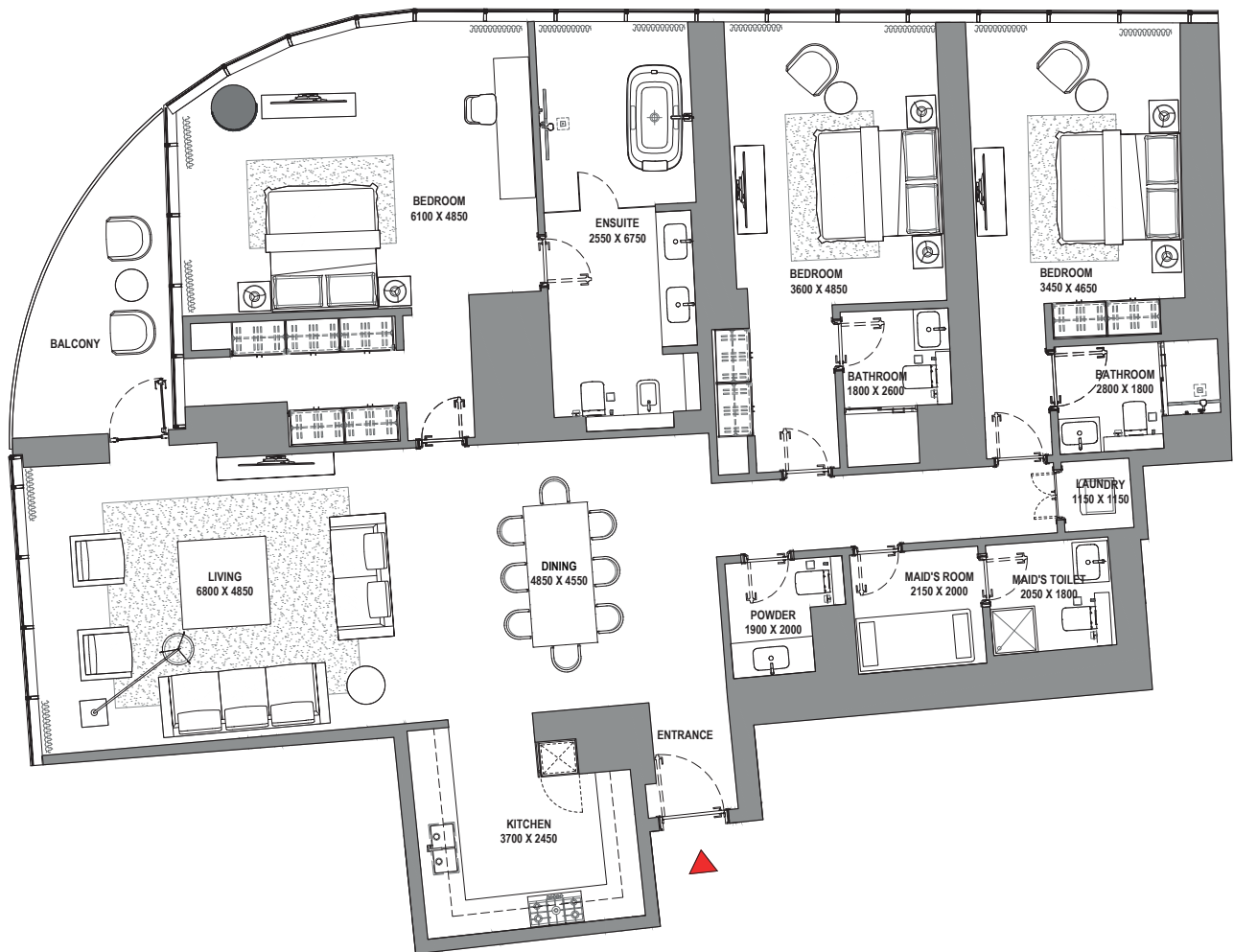

Disclaimer: 1. All dimensions are in metric, measured to wall finishes. 2. All materials, dimensions & drawings are approximate. 3. Information is subject to change without notice, at developer's absolute discretion. 4. Actual area may vary from the stated area. 5. Drawing are not to scale. 6. All images used are for illustrative purpose only and do not represent the actual size, features, specifications, fittings and furnishings. 7. The developer reserves the right to make revisions/ alterations, at its absolute discretion, without any liability whatsoever.

3 BEDROOM APARTMENT

TYPE C (with maid room and powder room + balcony)

TOTAL SALEABLE AREA

SUITE = 2,466.44 SQ.FT.
BALCONY = 120.88 SQ.FT.
TOTAL = 2,587.32 SQ.FT.



List of unit numbers with this unit plan:

VIEWS

Palm Jumeirah, Harbour, Sea, Skydive
4104

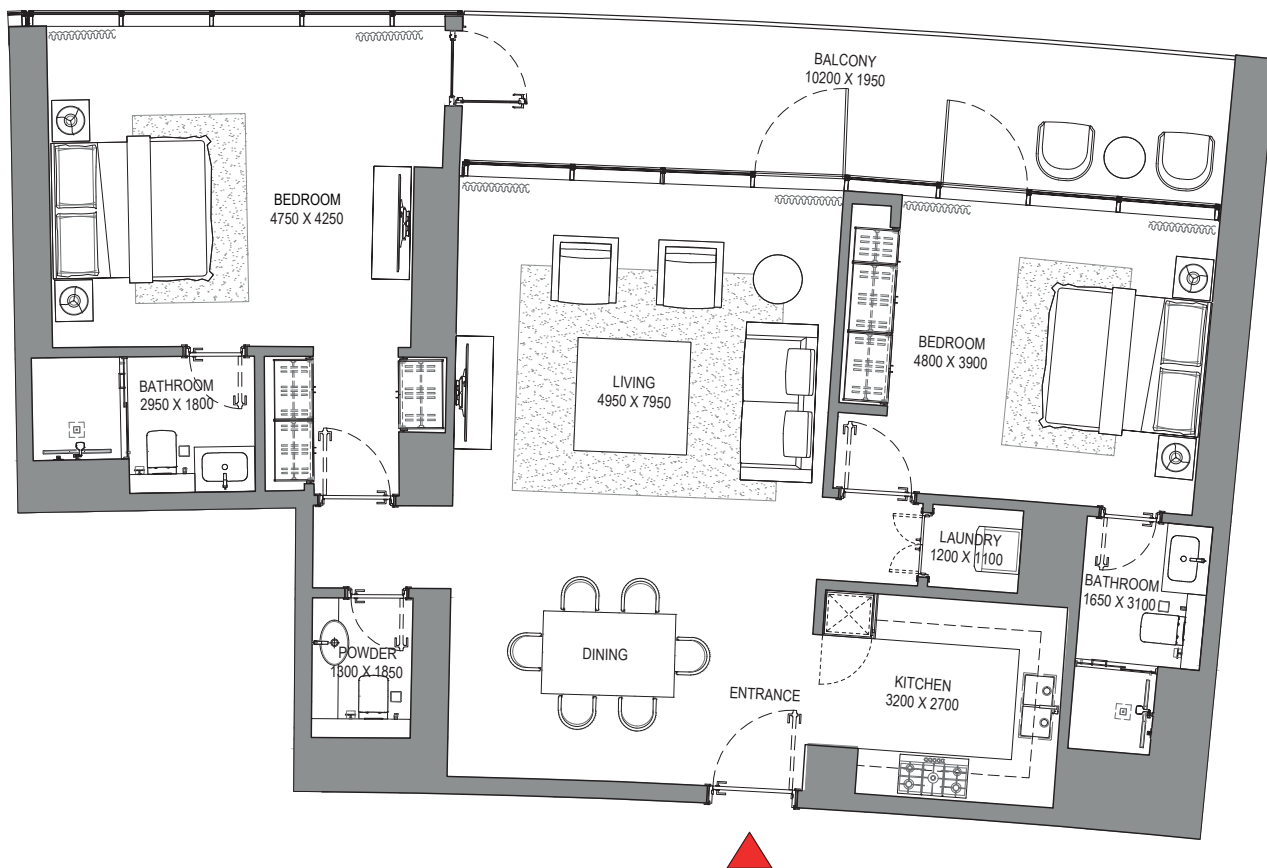

Disclaimer: 1. All dimensions are in metric, measured to wall finishes. 2. All materials, dimensions & drawings are approximate. 3. Information is subject to change without notice, at developer's absolute discretion. 4. Actual area may vary from the stated area. 5. Drawing are not to scale. 6. All images used are for illustrative purpose only and do not represent the actual size, features, specifications, fittings and furnishings. 7. The developer reserves the right to make revisions/ alterations, at its absolute discretion, without any liability whatsoever.

2 BEDROOM APARTMENT

TYPE A (with powder room + balcony)

TOTAL SALEABLE AREA

SUITE = 1,333.54 SQ.FT.
BALCONY = 233.15 SQ.FT.
TOTAL = 1,566.69 SQ.FT.



List of unit numbers with this unit plan:

VIEWS

Blue waters, Ain Dubai, Palm Jumeirah, Harbour, Sea, Skydive
4102

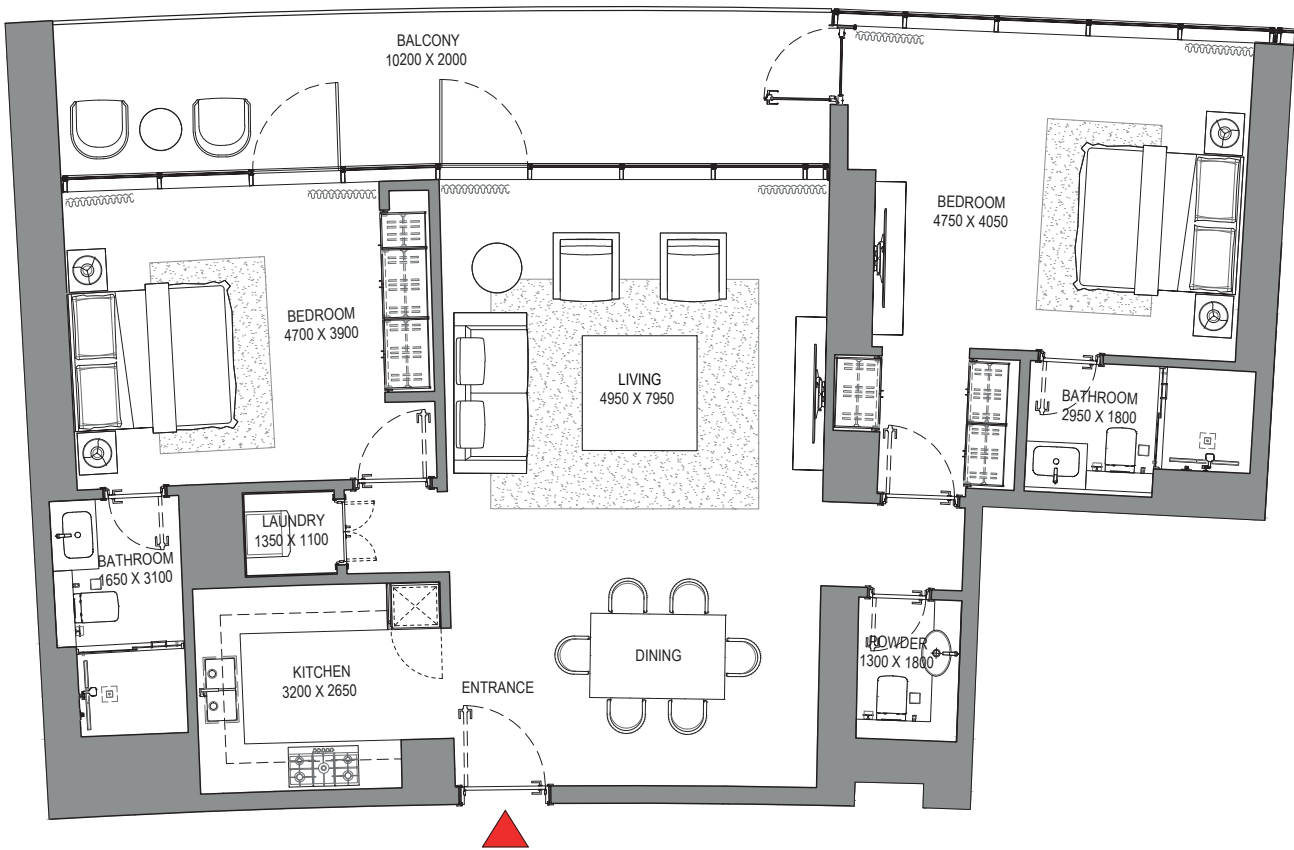
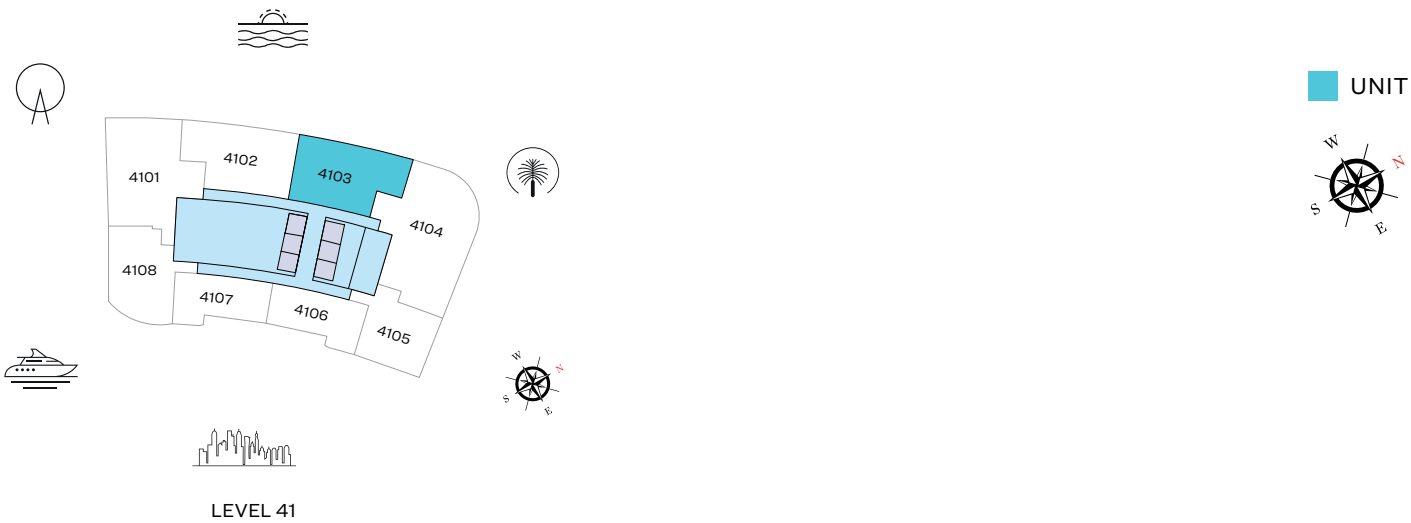
Disclaimer: 1. All dimensions are in metric, measured to wall finishes. 2. All materials, dimensions & drawings are approximate. 3. Information is subject to change without notice, at developer's absolute discretion. 4. Actual area may vary from the stated area. 5. Drawing are not to scale. 6. All images used are for illustrative purpose only and do not represent the actual size, features, specifications, fittings and furnishings. 7. The developer reserves the right to make revisions/ alterations, at its absolute discretion, without any liability whatsoever.

2 BEDROOM APARTMENT

TYPE B (with powder room + balcony)

TOTAL SALEABLE AREA

SUITE = 1,316.21 SQ.FT.
BALCONY = 236.81 SQ.FT.
TOTAL = 1,553.02 SQ.FT.



List of unit numbers with this unit plan:

VIEWS

Palm Jumeirah, Harbour, Sea, Skydive
4103

Disclaimer: 1. All dimensions are in metric, measured to wall finishes. 2. All materials, dimensions & drawings are approximate. 3. Information is subject to change without notice, at developer's absolute discretion. 4. Actual area may vary from the stated area. 5. Drawing are not to scale. 6. All images used are for illustrative purpose only and do not represent the actual size, features, specifications, fittings and furnishings. 7. The developer reserves the right to make revisions/ alterations, at its absolute discretion, without any liability whatsoever.

2 BEDROOM APARTMENT

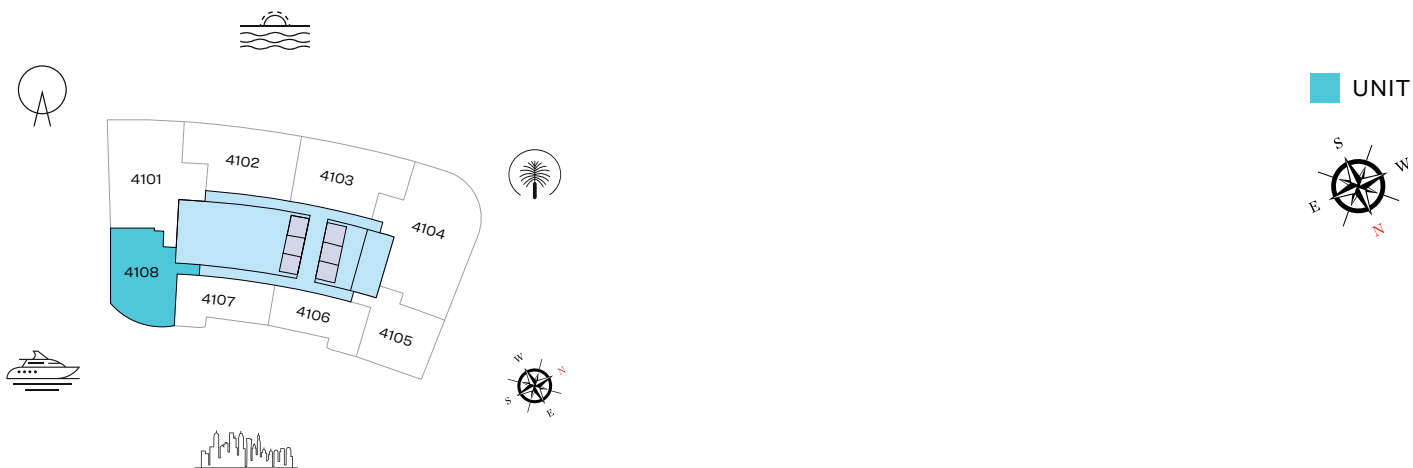
TYPE D (with powder room + balcony)

TOTAL SALEABLE AREA

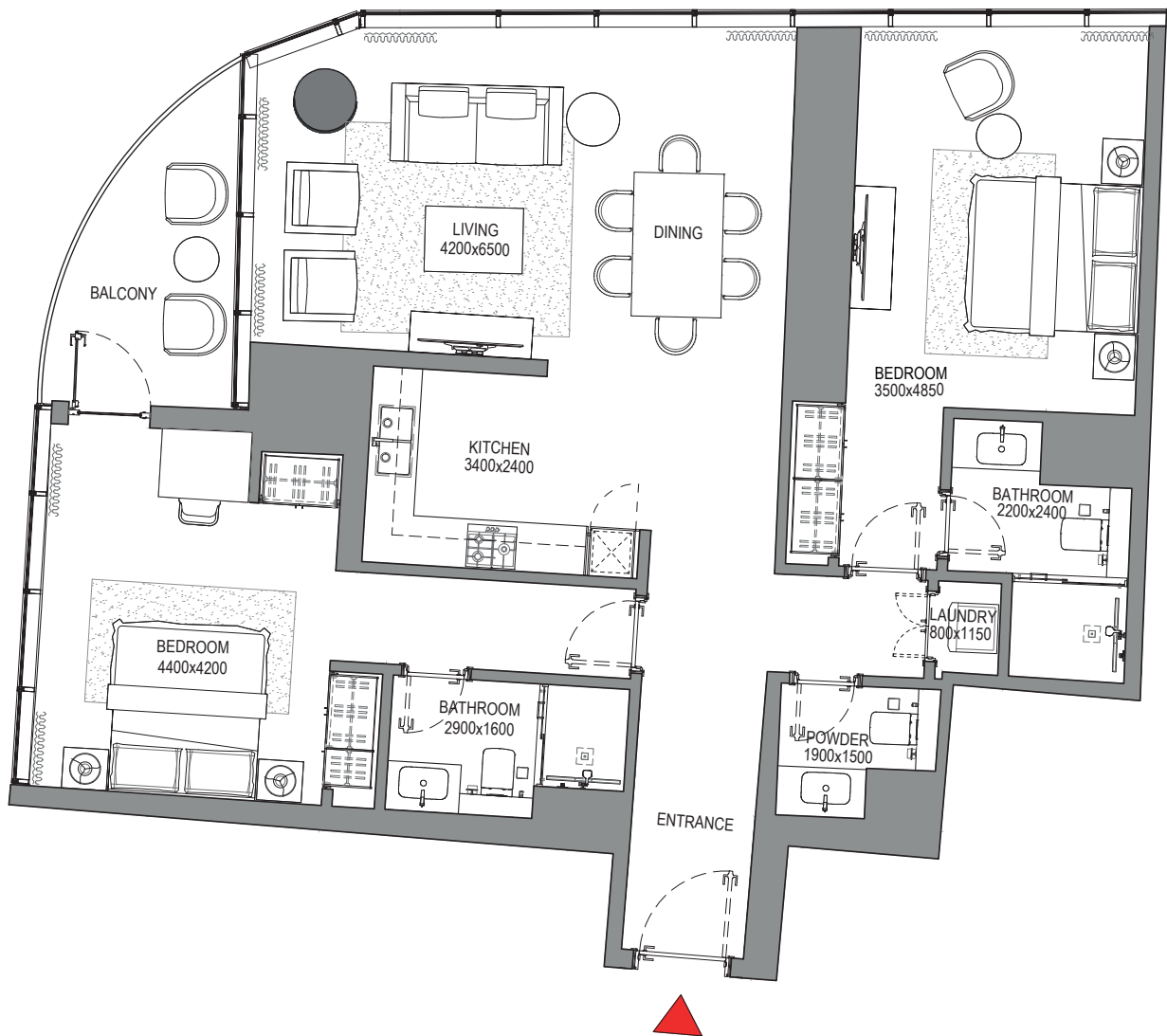
SUITE = 1,284.03 SQ.FT.

BALCONY = 82.02 SQ.FT.

TOTAL = 1,366.05 SQ.FT.



LEVEL 41



List of unit numbers with this unit plan:

VIEWS

Blue waters, Ain Dubai, JBR Beach, Marina, Sea
4108

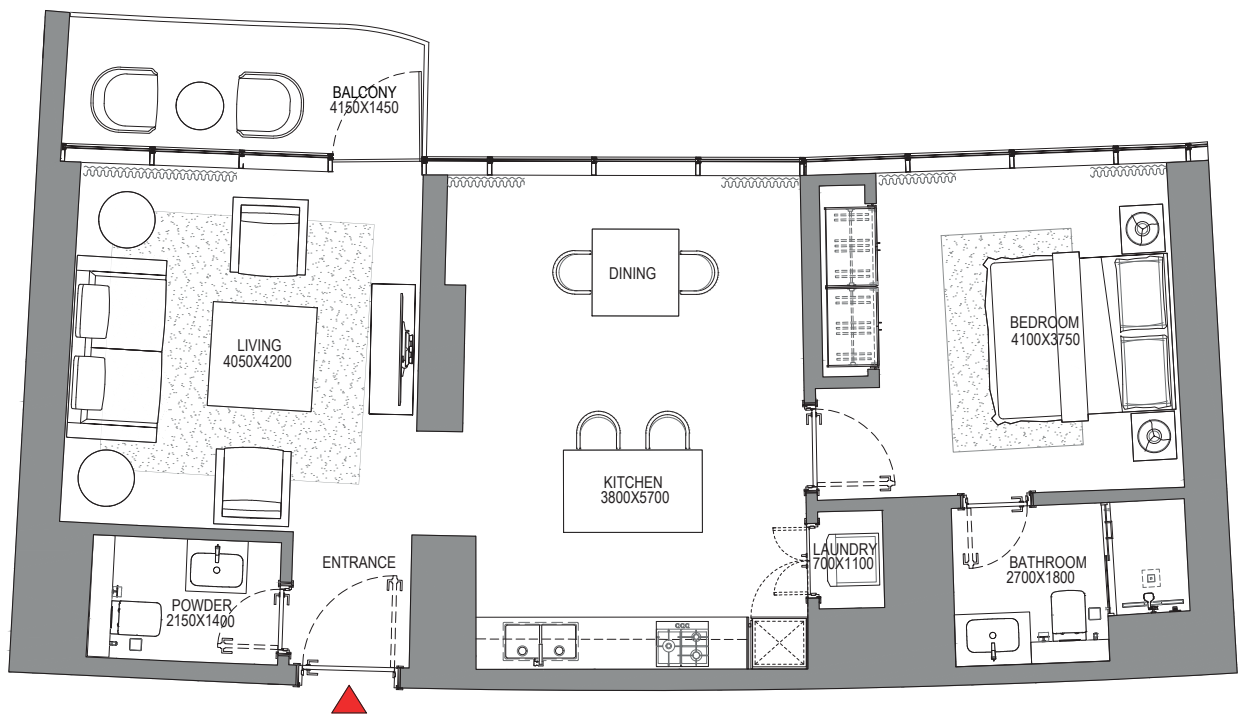
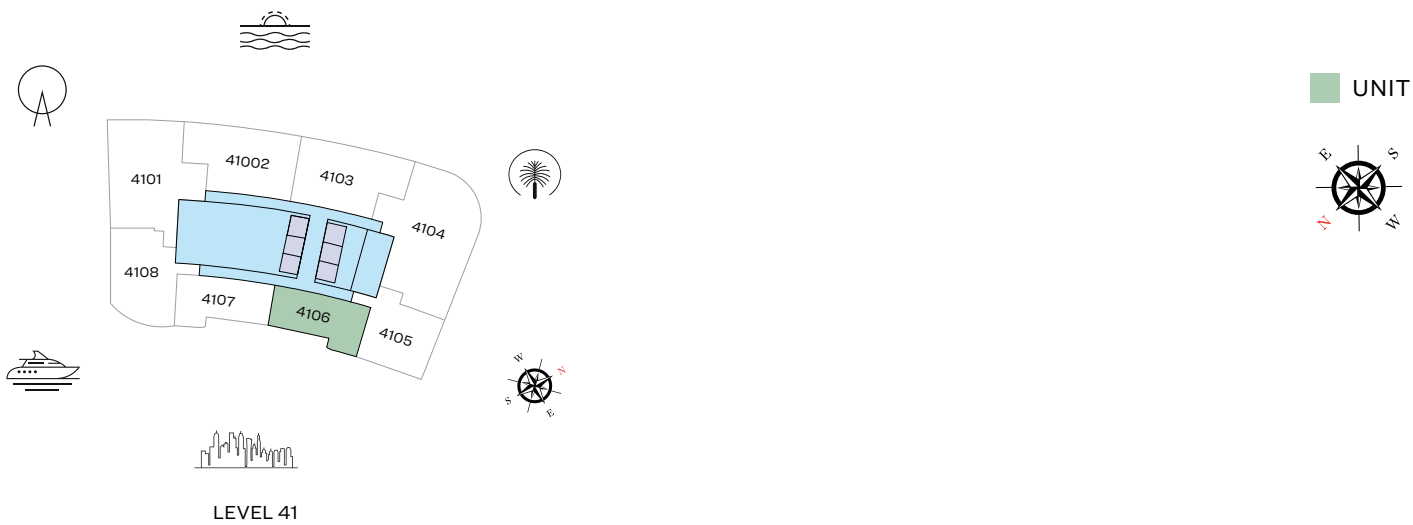
Disclaimer: 1. All dimensions are in metric, measured to wall finishes. 2. All materials, dimensions & drawings are approximate. 3. Information is subject to change without notice, at developer's absolute discretion. 4. Actual area may vary from the stated area. 5. Drawing are not to scale. 6. All images used are for illustrative purpose only and do not represent the actual size, features, specifications, fittings and furnishings. 7. The developer reserves the right to make revisions/ alterations, at its absolute discretion, without any liability whatsoever.

1 BEDROOM APARTMENT

TYPE A (with powder room + balcony)

TOTAL SALEABLE AREA

SUITE = 815.15 SQ.FT.
BALCONY = 70.72 SQ.FT.
TOTAL = 885.87 SQ.FT.



List of unit numbers with this unit plan:

VIEWS

Marina, Marina Skyline
4106

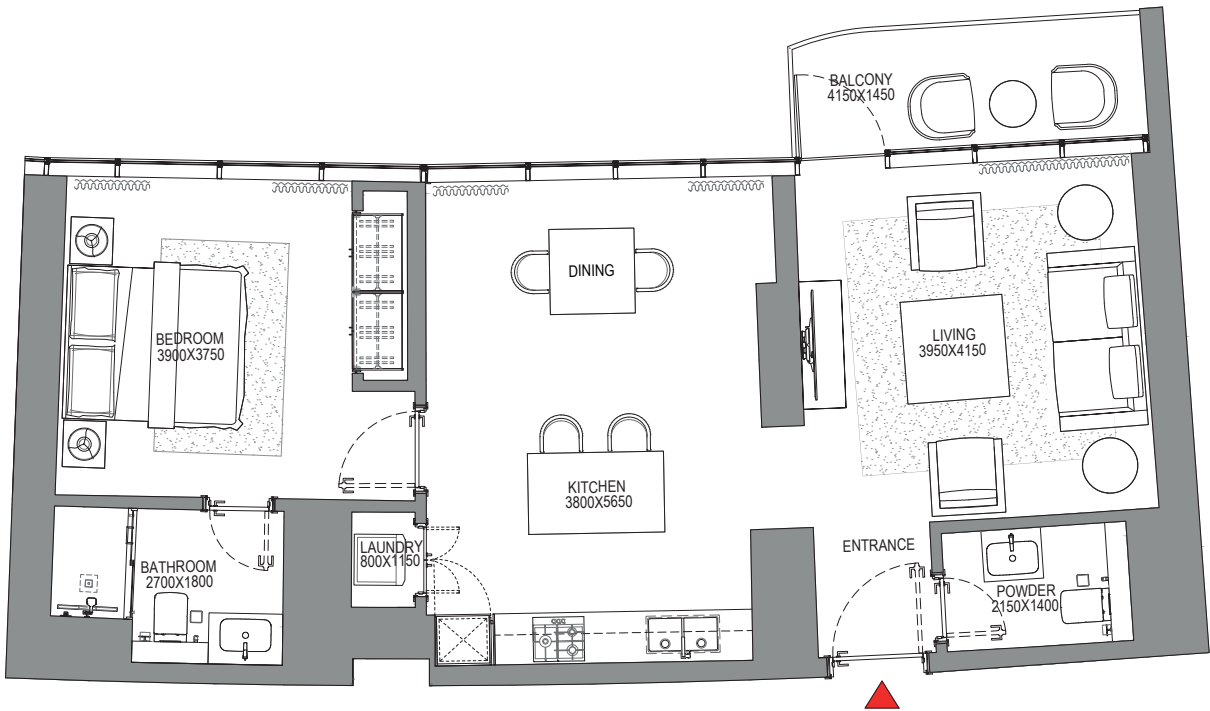
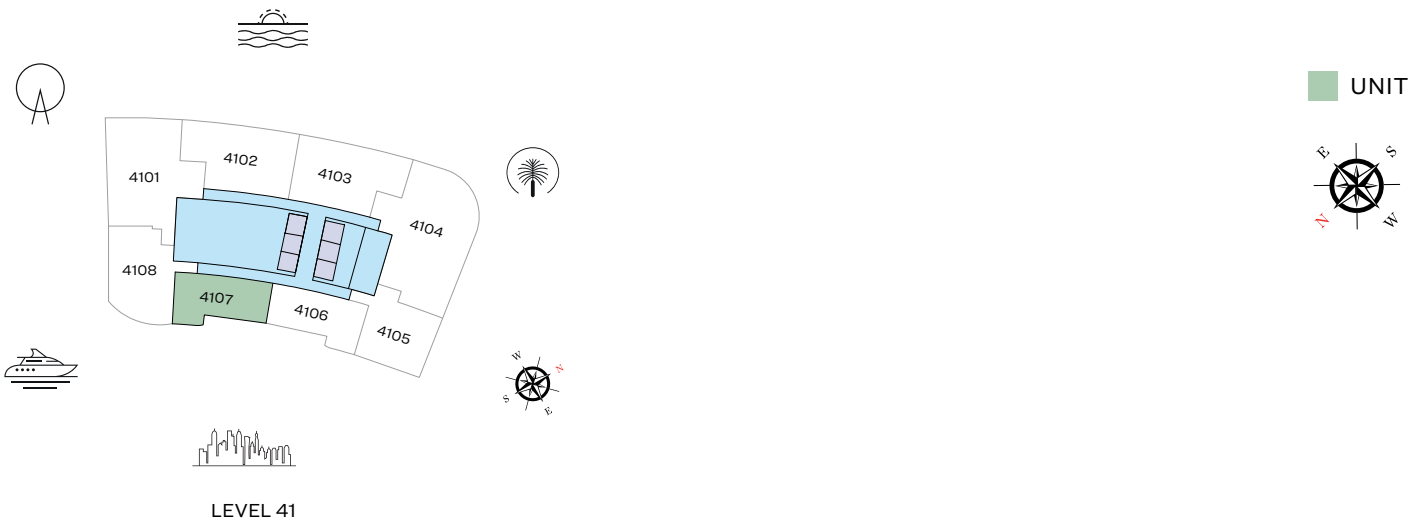
Disclaimer: 1. All dimensions are in metric, measured to wall finishes. 2. All materials, dimensions & drawings are approximate. 3. Information is subject to change without notice, at developer's absolute discretion. 4. Actual area may vary from the stated area. 5. Drawing are not to scale. 6. All images used are for illustrative purpose only and do not represent the actual size, features, specifications, fittings and furnishings. 7. The developer reserves the right to make revisions/ alterations, at its absolute discretion, without any liability whatsoever.

1 BEDROOM APARTMENT

TYPE B (with powder room + balcony)

TOTAL SALEABLE AREA

SUITE = 813.43 SQ.FT.
BALCONY = 68.57 SQ.FT.
TOTAL = 882.00 SQ.FT.



List of unit numbers with this unit plan:

VIEWS

Marina, Marina Skyline
4107

Disclaimer: 1. All dimensions are in metric, measured to wall finishes. 2. All materials, dimensions & drawings are approximate. 3. Information is subject to change without notice, at developer's absolute discretion. 4. Actual area may vary from the stated area. 5. Drawing are not to scale. 6. All images used are for illustrative purpose only and do not represent the actual size, features, specifications, fittings and furnishings. 7. The developer reserves the right to make revisions/ alterations, at its absolute discretion, without any liability whatsoever.

1 BEDROOM APARTMENT

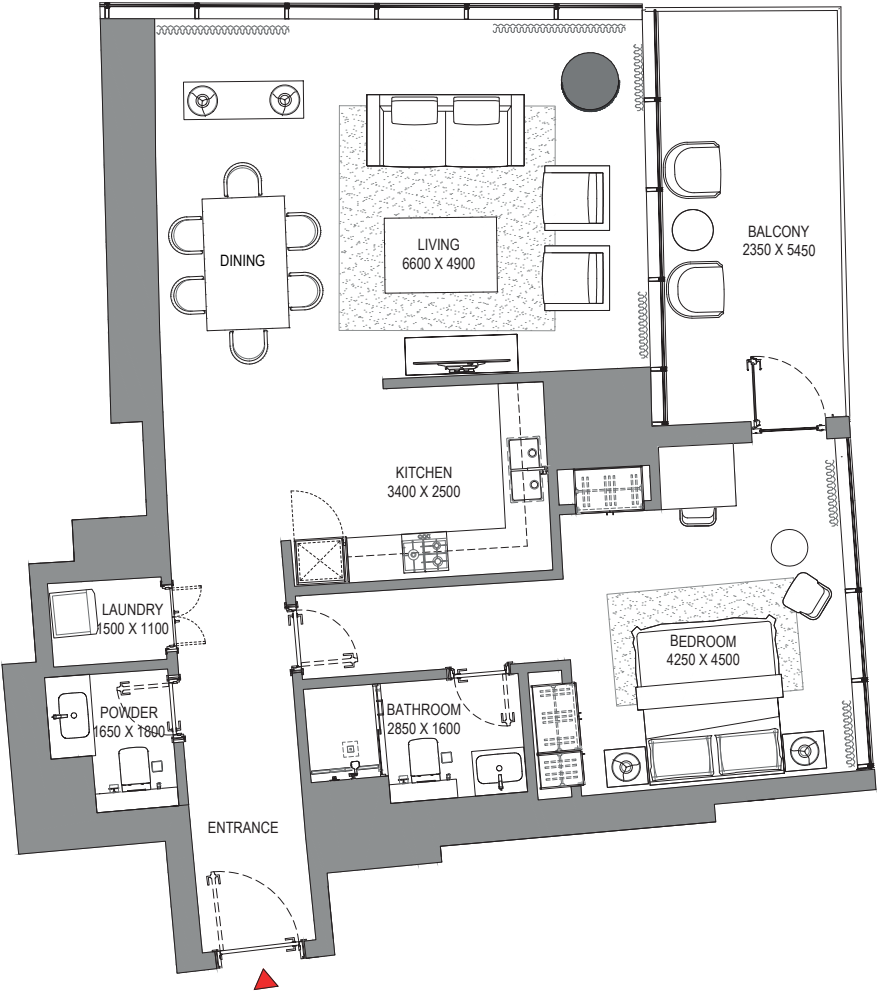
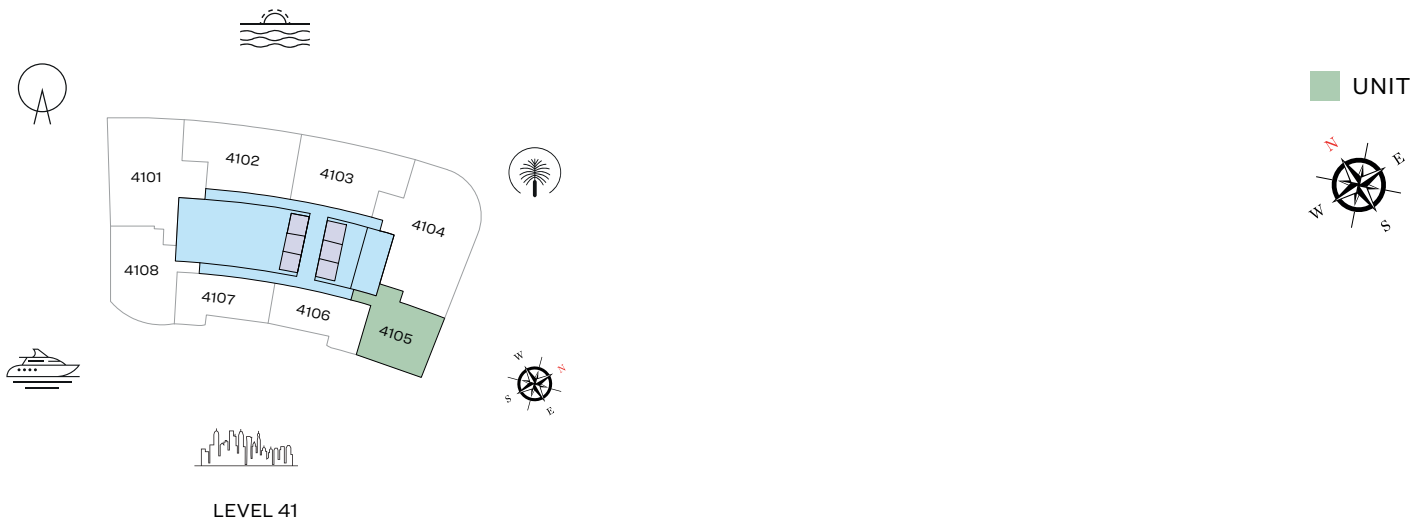
TYPE C (with powder room + balcony)

TOTAL SALEABLE AREA

SUITE = 1,012.24 SQ.FT.

BALCONY = 147.9 SQ.FT.

TOTAL = 1,160.14 SQ.FT.



List of unit numbers with this unit plan:

VIEWS

Marina, Marina Skyline
4105

Disclaimer: 1. All dimensions are in metric, measured to wall finishes. 2. All materials, dimensions & drawings are approximate. 3. Information is subject to change without notice, at developer's absolute discretion. 4. Actual area may vary from the stated area. 5. Drawing are not to scale. 6. All images used are for illustrative purpose only and do not represent the actual size, features, specifications, fittings and furnishings. 7. The developer reserves the right to make revisions/ alterations, at its absolute discretion, without any liability whatsoever.

FLOOR PLAN LAYOUT

TOWER A



- 1 BED UNIT
- 3 BED UNIT
- LIFTS
- 2 BED UNIT
- LOBBIES, CORRIDORS & STAIRS

Disclaimer: 1. All dimensions are in metric, measured to wall finishes. 2. All materials, dimensions & drawings are approximate. 3. Information is subject to change without notice, at developer's absolute discretion. 4. Actual area may vary from the stated area. 5. Drawing are not to scale. 6. All images used are for illustrative purpose only and do not represent the actual size, features, specifications, fittings and furnishings. 7. The developer reserves the right to make revisions/ alterations, at its absolute discretion, without any liability whatsoever.

TYPE A (with maid room and powder room + balcony)

TOTAL = 2,224.58 SQ.FT.



LEVEL 42



List of unit numbers with this unit plan:

Blue waters, Ain Dubai, Palm Jumeirah, Harbour, JBR Beach, Marina, Sea, Marina Skyline, Skydive
4201

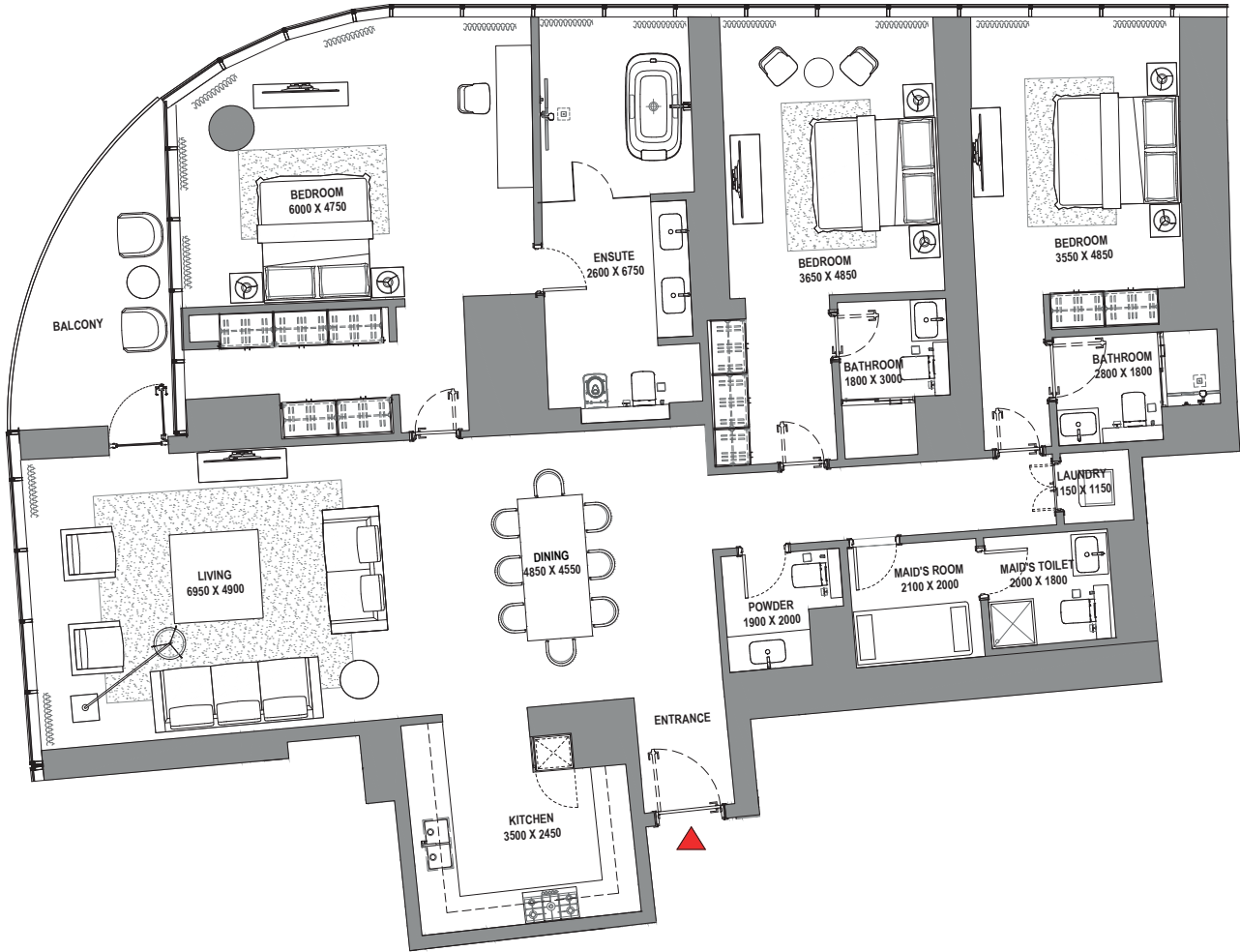

Disclaimer: 1. All dimensions are in metric, measured to wall finishes. 2. All materials, dimensions & drawings are approximate. 3. Information is subject to change without notice, at developer's absolute discretion. 4. Actual area may vary from the stated area. 5. Drawing are not to scale. 6. All images used are for illustrative purpose only and do not represent the actual size, features, specifications, fittings and furnishings. 7. The developer reserves the right to make revisions/ alterations, at its absolute discretion, without any liability whatsoever.

3 BEDROOM APARTMENT

TYPE C (with maid room and powder room + balcony)

TOTAL SALEABLE AREA

SUITE = 2,484.53 SQ.FT.
BALCONY = 128.09 SQ.FT.
TOTAL = 2,612.62 SQ.FT.



List of unit numbers with this unit plan:

VIEWS

Palm Jumeirah, Harbour, Sea, Skydive
4204

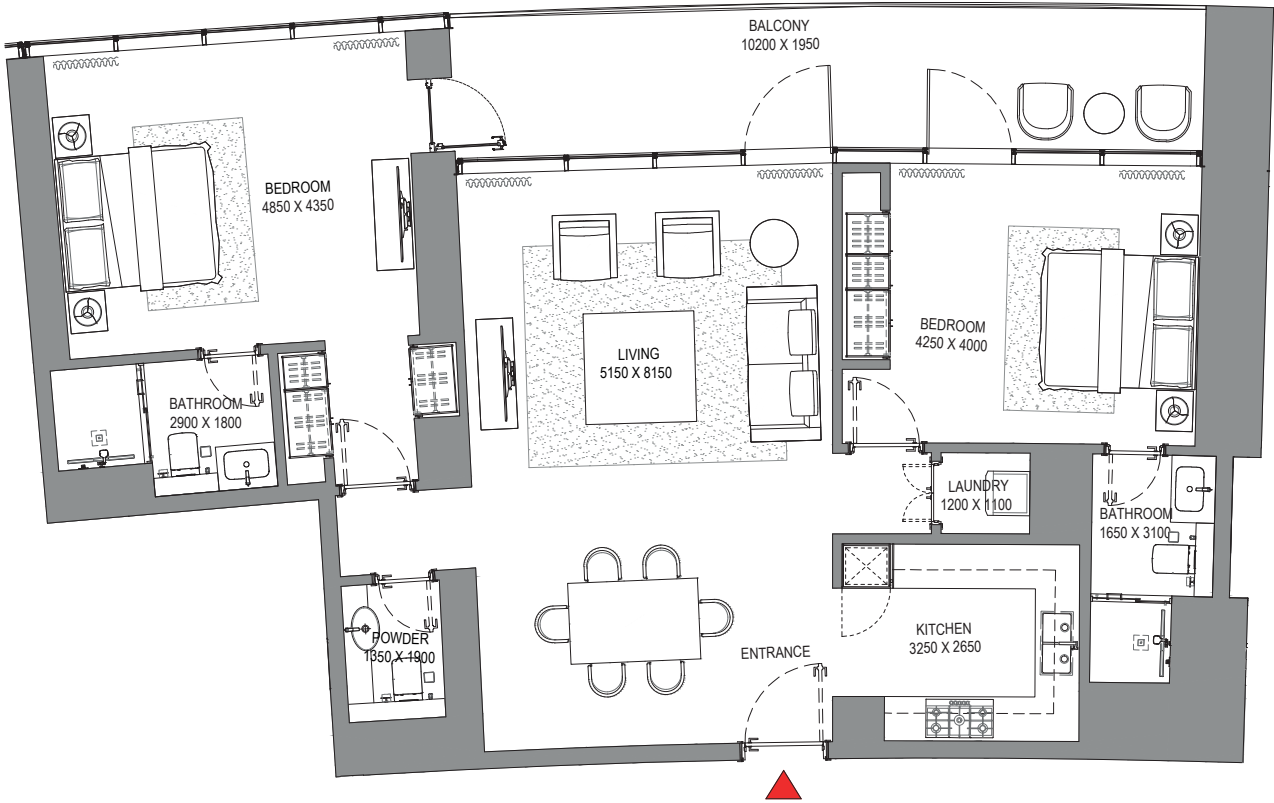

Disclaimer: 1. All dimensions are in metric, measured to wall finishes. 2. All materials, dimensions & drawings are approximate. 3. Information is subject to change without notice, at developer's absolute discretion. 4. Actual area may vary from the stated area. 5. Drawing are not to scale. 6. All images used are for illustrative purpose only and do not represent the actual size, features, specifications, fittings and furnishings. 7. The developer reserves the right to make revisions/ alterations, at its absolute discretion, without any liability whatsoever.

2 BEDROOM APARTMENT

TYPE A (with powder room + balcony)

TOTAL SALEABLE AREA

SUITE = 1,351.41 SQ.FT.
BALCONY = 233.15 SQ.FT.
TOTAL = 1,584.56 SQ.FT.



List of unit numbers with this unit plan:

VIEWS

Blue waters, Ain Dubai, Palm Jumeirah, Harbour, Sea, Skydive
4202

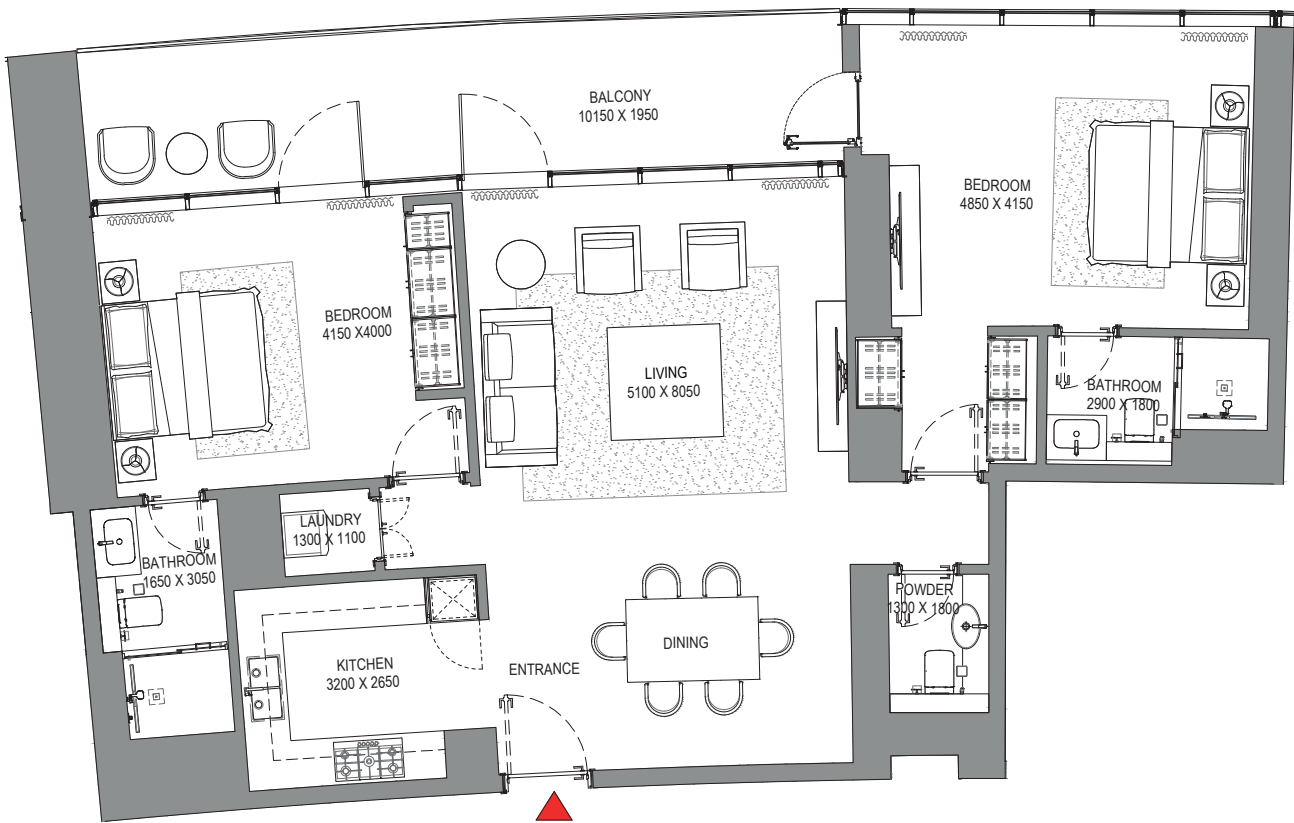
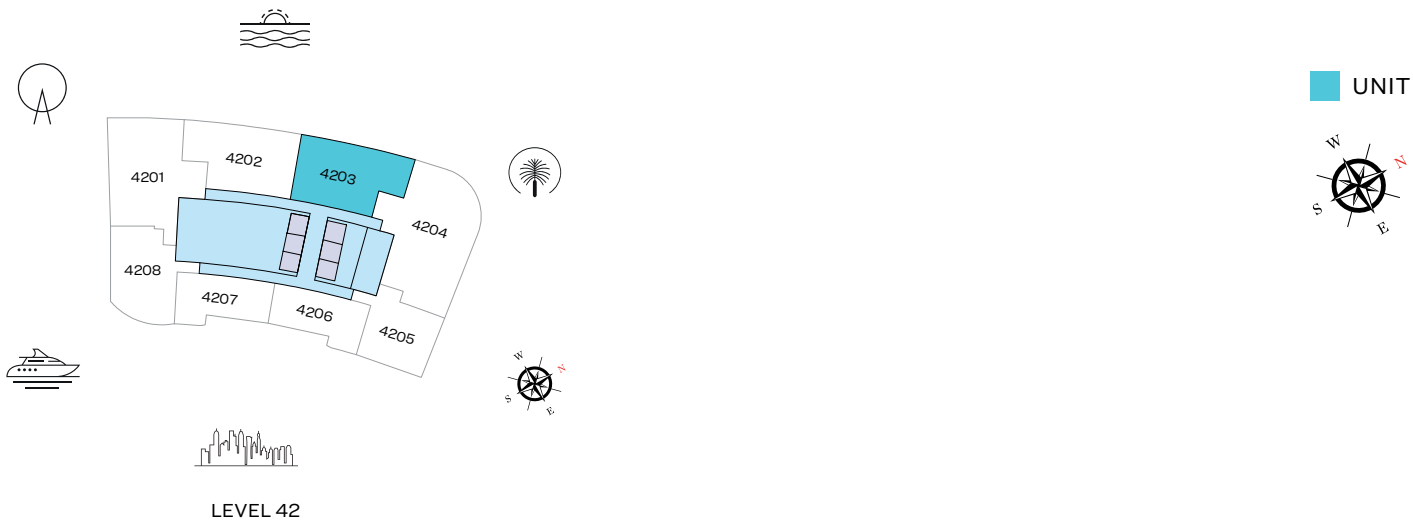
Disclaimer: 1. All dimensions are in metric, measured to wall finishes. 2. All materials, dimensions & drawings are approximate. 3. Information is subject to change without notice, at developer's absolute discretion. 4. Actual area may vary from the stated area. 5. Drawing are not to scale. 6. All images used are for illustrative purpose only and do not represent the actual size, features, specifications, fittings and furnishings. 7. The developer reserves the right to make revisions/ alterations, at its absolute discretion, without any liability whatsoever.

2 BEDROOM APARTMENT

TYPE B (with powder room + balcony)

TOTAL SALEABLE AREA

SUITE = 1,333.86 SQ.FT.
BALCONY = 237.02 SQ.FT.
TOTAL = 1,570.88 SQ.FT.



List of unit numbers with this unit plan:

VIEWS

Palm Jumeirah, Harbour, Sea, Skydive
4203

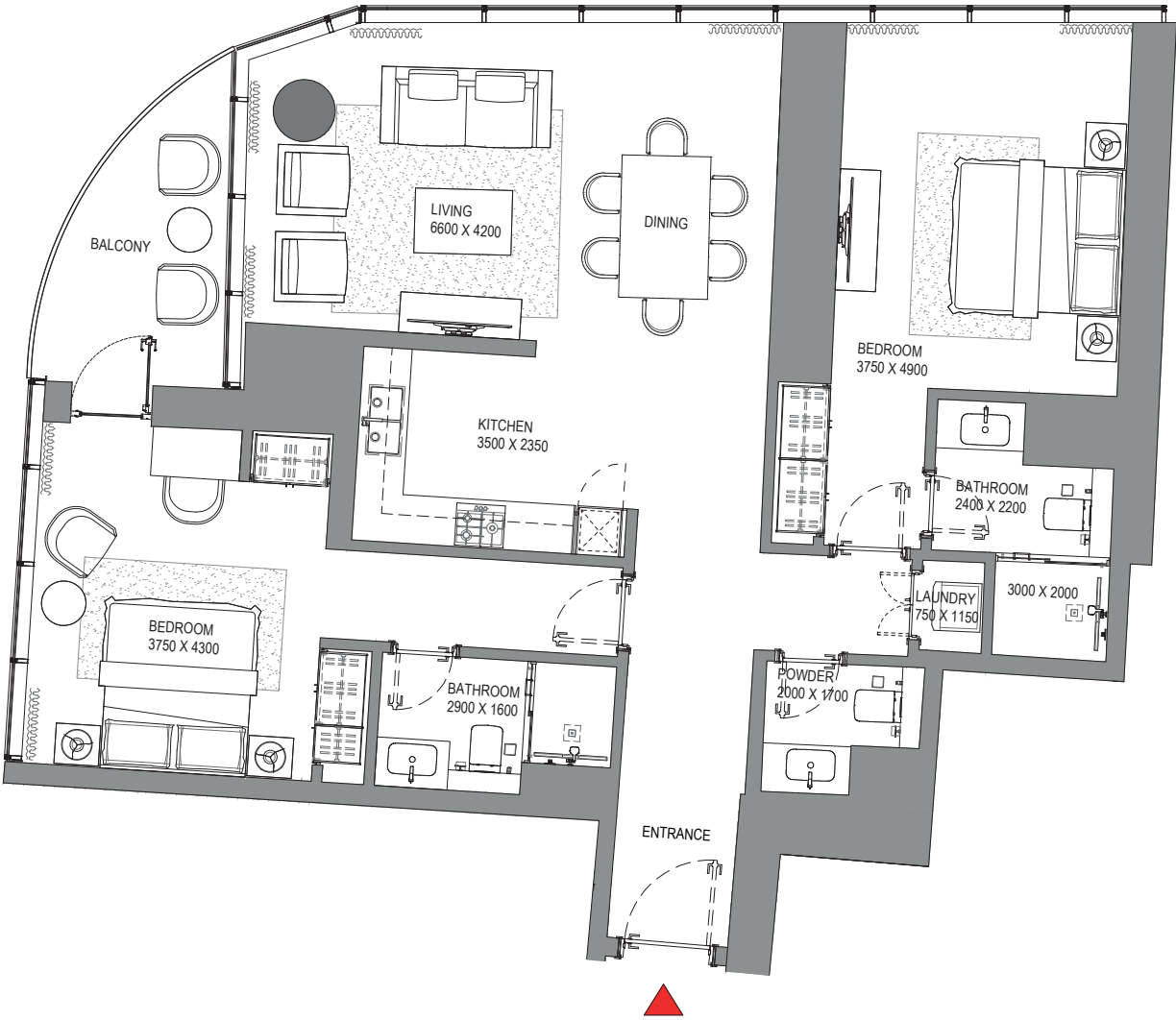
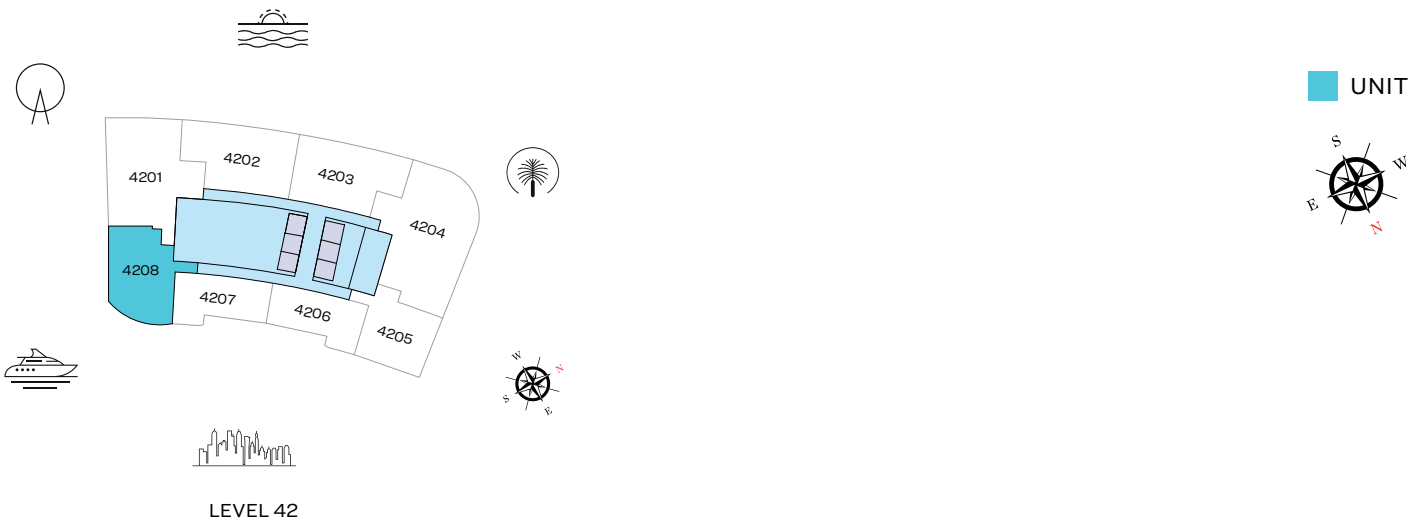
Disclaimer: 1. All dimensions are in metric, measured to wall finishes. 2. All materials, dimensions & drawings are approximate. 3. Information is subject to change without notice, at developer's absolute discretion. 4. Actual area may vary from the stated area. 5. Drawing are not to scale. 6. All images used are for illustrative purpose only and do not represent the actual size, features, specifications, fittings and furnishings. 7. The developer reserves the right to make revisions/ alterations, at its absolute discretion, without any liability whatsoever.

2 BEDROOM APARTMENT

TYPE D (with powder room + balcony)

TOTAL SALEABLE AREA

SUITE = 1,297.37 SQ.FT.
BALCONY = 84.07 SQ.FT.
TOTAL = 1,381.44 SQ.FT.



List of unit numbers with this unit plan:

VIEWS

Blue waters, Ain Dubai, JBR Beach, Marina, Sea
4208

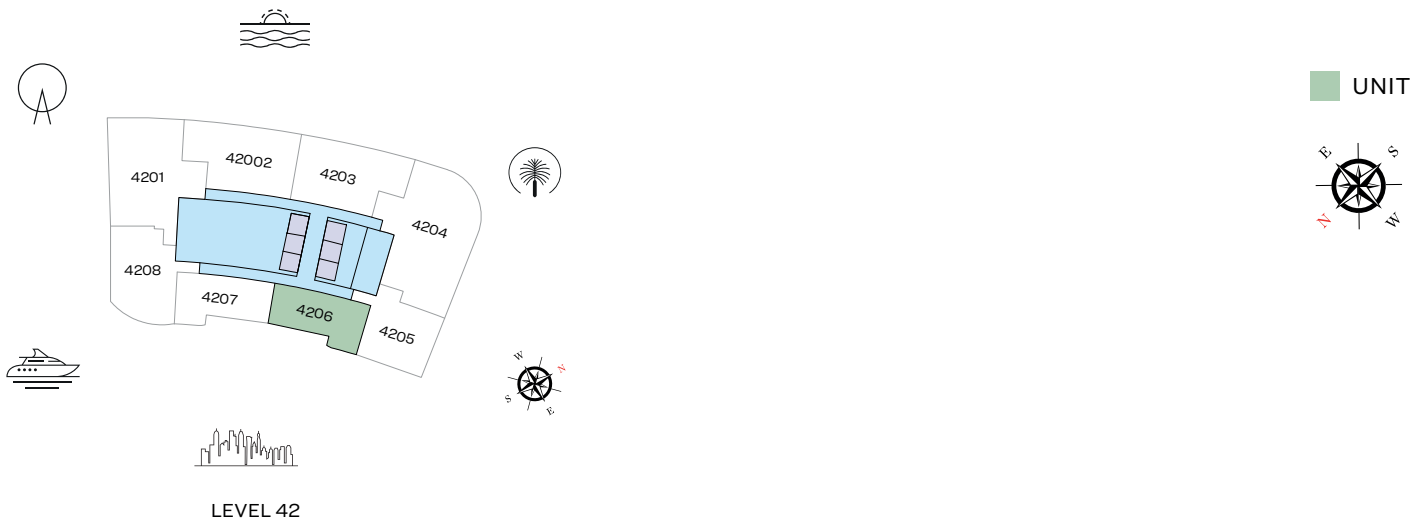
Disclaimer: 1. All dimensions are in metric, measured to wall finishes. 2. All materials, dimensions & drawings are approximate. 3. Information is subject to change without notice, at developer's absolute discretion. 4. Actual area may vary from the stated area. 5. Drawing are not to scale. 6. All images used are for illustrative purpose only and do not represent the actual size, features, specifications, fittings and furnishings. 7. The developer reserves the right to make revisions/ alterations, at its absolute discretion, without any liability whatsoever.

1 BEDROOM APARTMENT

TYPE A (with powder room + balcony)

TOTAL SALEABLE AREA

SUITE = 822.26 SQ.FT.
BALCONY = 70.93 SQ.FT.
TOTAL = 893.19 SQ.FT.



List of unit numbers with this unit plan:

VIEWS

Marina, Marina Skyline
4206

Disclaimer: 1. All dimensions are in metric, measured to wall finishes. 2. All materials, dimensions & drawings are approximate. 3. Information is subject to change without notice, at developer's absolute discretion. 4. Actual area may vary from the stated area. 5. Drawing are not to scale. 6. All images used are for illustrative purpose only and do not represent the actual size, features, specifications, fittings and furnishings. 7. The developer reserves the right to make revisions/ alterations, at its absolute discretion, without any liability whatsoever.

1 BEDROOM APARTMENT

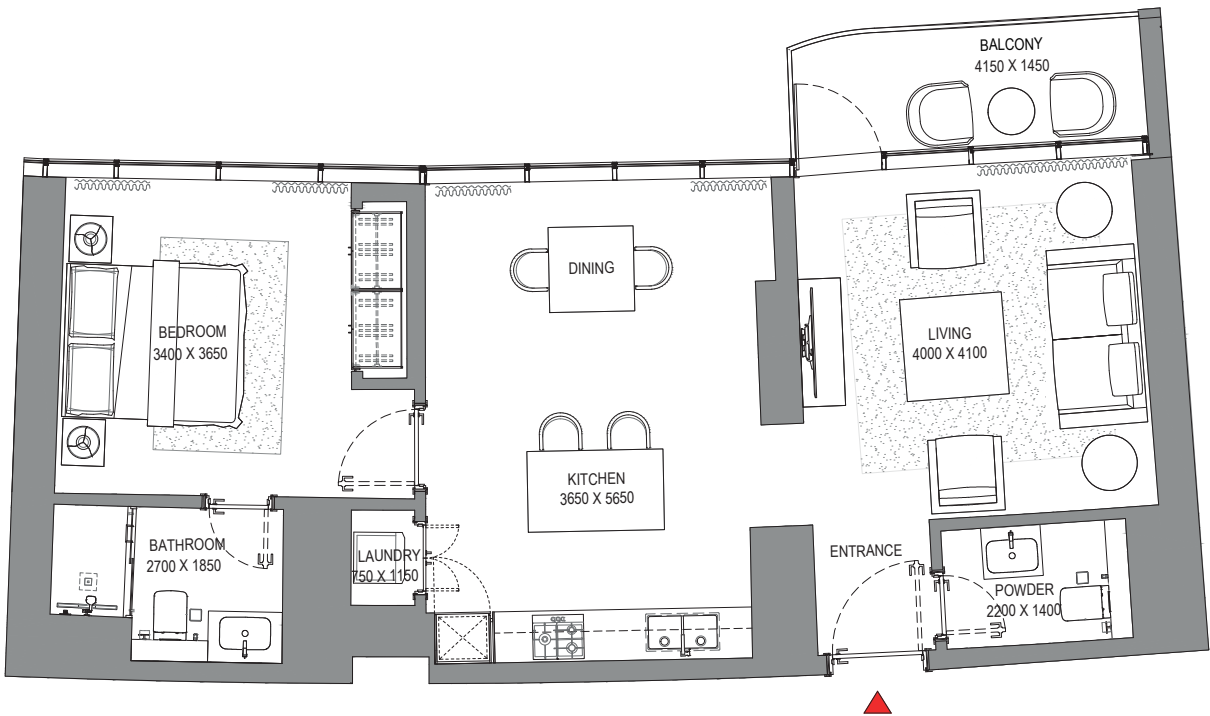
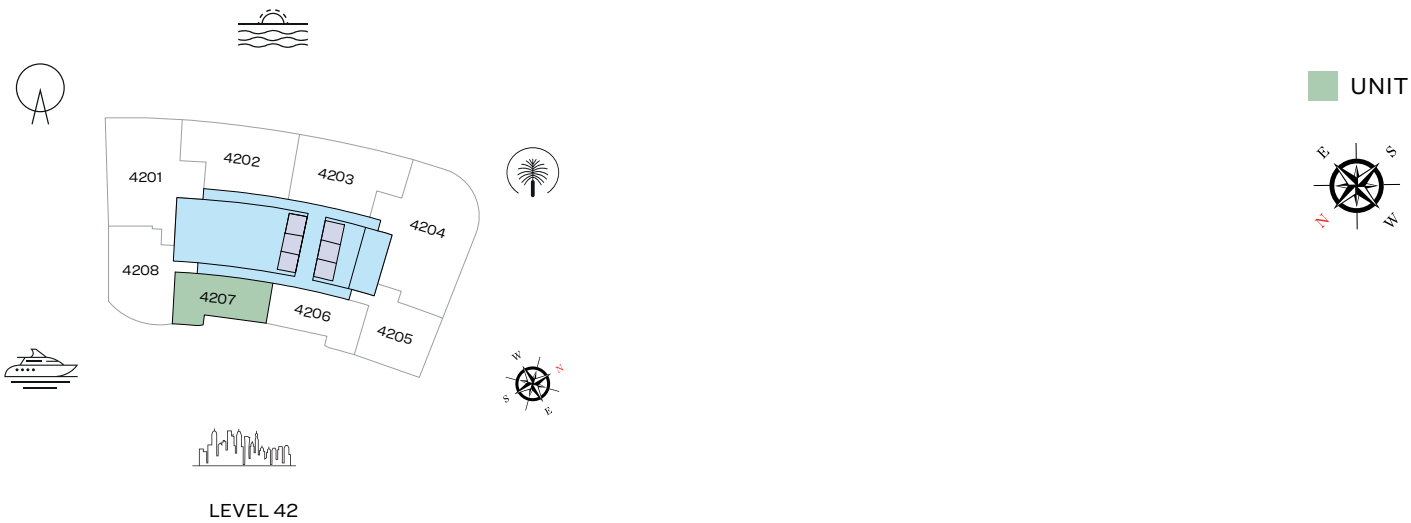
TYPE B (with powder room + balcony)

TOTAL SALEABLE AREA

SUITE = 820.53 SQ.FT.

BALCONY = 68.46 SQ.FT.

TOTAL = 888.99 SQ.FT.



List of unit numbers with this unit plan:

VIEWS

Marina, Marina Skyline
4207

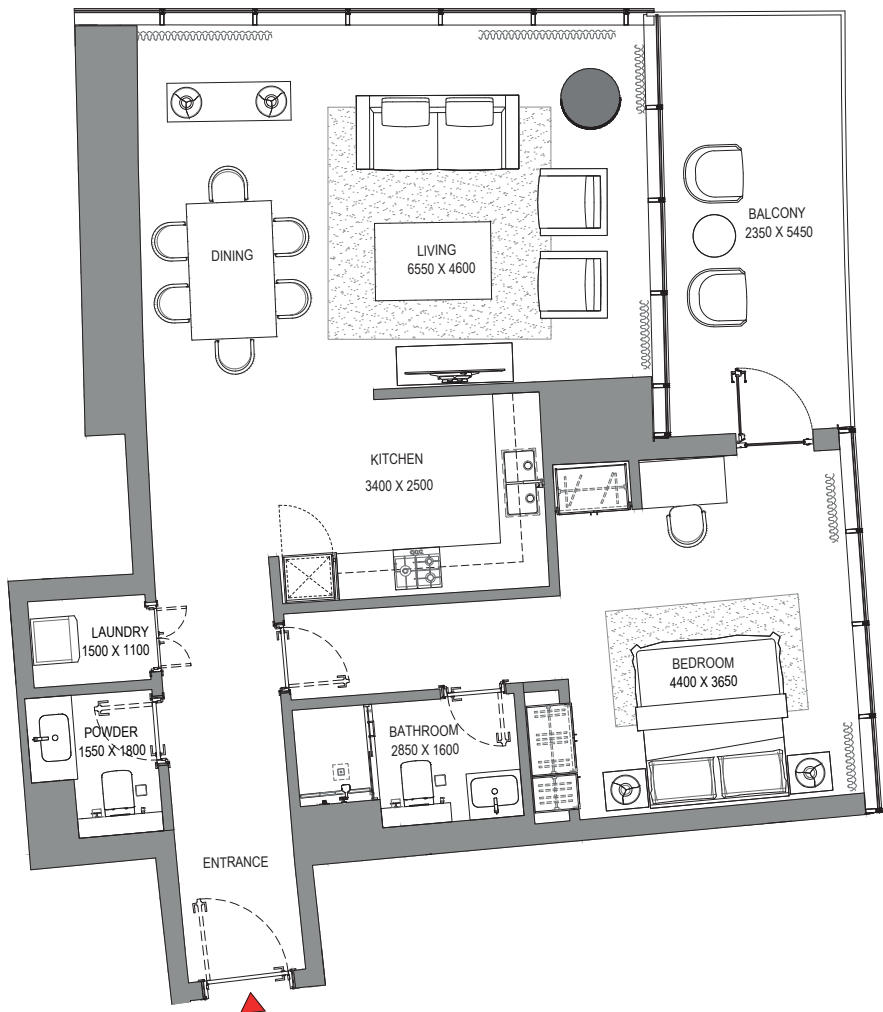

Disclaimer: 1. All dimensions are in metric, measured to wall finishes. 2. All materials, dimensions & drawings are approximate. 3. Information is subject to change without notice, at developer's absolute discretion. 4. Actual area may vary from the stated area. 5. Drawing are not to scale. 6. All images used are for illustrative purpose only and do not represent the actual size, features, specifications, fittings and furnishings. 7. The developer reserves the right to make revisions/ alterations, at its absolute discretion, without any liability whatsoever.

1 BEDROOM APARTMENT

TYPE C (with powder room + balcony)

TOTAL SALEABLE AREA

SUITE = 1,023.76 SQ.FT.
BALCONY = 142.51 SQ.FT.
TOTAL = 1,166.27 SQ.FT.



List of unit numbers with this unit plan:

VIEWS

Marina, Marina Skyline
4205

Disclaimer: 1. All dimensions are in metric, measured to wall finishes. 2. All materials, dimensions & drawings are approximate. 3. Information is subject to change without notice, at developer's absolute discretion. 4. Actual area may vary from the stated area. 5. Drawing are not to scale. 6. All images used are for illustrative purpose only and do not represent the actual size, features, specifications, fittings and furnishings. 7. The developer reserves the right to make revisions/ alterations, at its absolute discretion, without any liability whatsoever.

FLOOR PLAN LAYOUT

TOWER A



- 1 BED UNIT
- 2 BED UNIT
- 3 BED UNIT
- LOBBIES, CORRIDORS & STAIRS
- LIFTS

Disclaimer: 1. All dimensions are in metric, measured to wall finishes. 2. All materials, dimensions & drawings are approximate. 3. Information is subject to change without notice, at developer's absolute discretion. 4. Actual area may vary from the stated area. 5. Drawing are not to scale. 6. All images used are for illustrative purpose only and do not represent the actual size, features, specifications, fittings and furnishings. 7. The developer reserves the right to make revisions/ alterations, at its absolute discretion, without any liability whatsoever.

3 BEDROOM APARTMENT

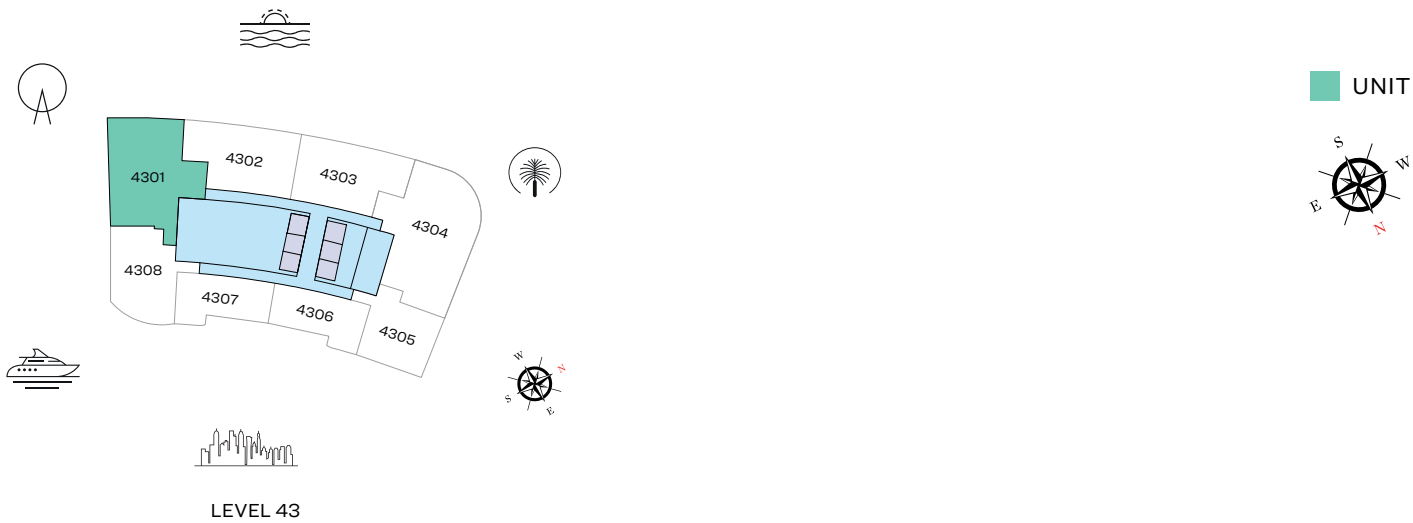
TYPE A (with maid room and powder room + balcony)

TOTAL SALEABLE AREA

SUITE = 2,042.13 SQ.FT.

BALCONY = 208.60 SQ.FT.

TOTAL = 2,250.73 SQ.FT.



List of unit numbers with this unit plan:

VIEWS

Blue waters, Ain Dubai, Palm Jumeirah, Harbour, JBR Beach, Marina, Sea, Marina Skyline, Skydive 4301

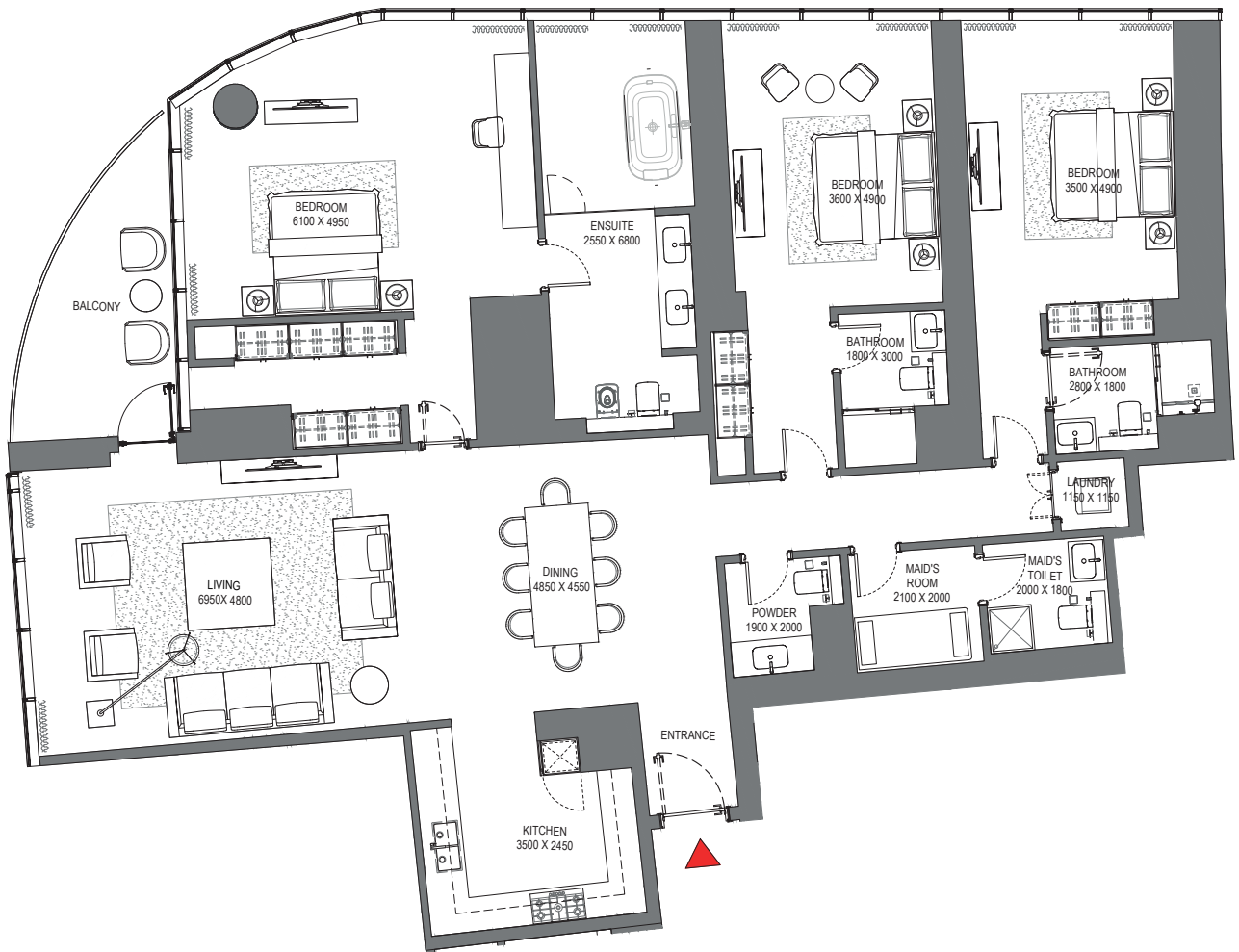

Disclaimer: 1. All dimensions are in metric, measured to wall finishes. 2. All materials, dimensions & drawings are approximate. 3. Information is subject to change without notice, at developer's absolute discretion. 4. Actual area may vary from the stated area. 5. Drawing are not to scale. 6. All images used are for illustrative purpose only and do not represent the actual size, features, specifications, fittings and furnishings. 7. The developer reserves the right to make revisions/ alterations, at its absolute discretion, without any liability whatsoever.

3 BEDROOM APARTMENT

TYPE C (with maid room and powder room + balcony)

TOTAL SALEABLE AREA

SUITE = 2,501.75 SQ.FT.
BALCONY = 127.98 SQ.FT.
TOTAL = 2,629.73 SQ.FT.



List of unit numbers with this unit plan:

VIEWS

Palm Jumeirah, Harbour, Sea, Skydive
4304

Disclaimer: 1. All dimensions are in metric, measured to wall finishes. 2. All materials, dimensions & drawings are approximate. 3. Information is subject to change without notice, at developer's absolute discretion. 4. Actual area may vary from the stated area. 5. Drawing are not to scale. 6. All images used are for illustrative purpose only and do not represent the actual size, features, specifications, fittings and furnishings. 7. The developer reserves the right to make revisions/ alterations, at its absolute discretion, without any liability whatsoever.

2 BEDROOM APARTMENT

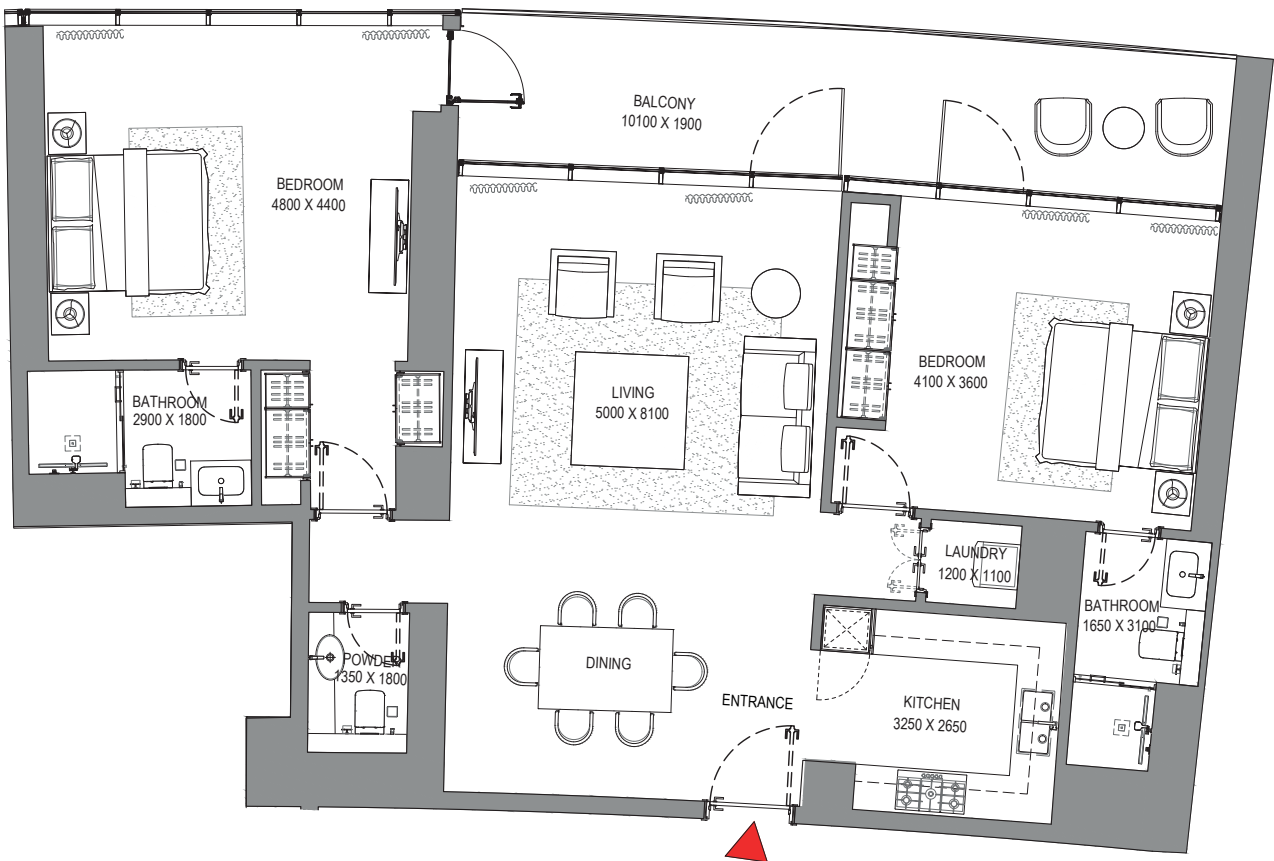

TYPE A (with powder room + balcony)

TOTAL SALEABLE AREA

SUITE = 1,365.62 SQ.FT.

BALCONY = 235.62 SQ.FT.

TOTAL = 1,601.24 SQ.FT.



List of unit numbers with this unit plan:

VIEWS

Blue waters, Ain Dubai, Palm Jumeirah, Harbour, Sea, Skydive
4302

Disclaimer: 1. All dimensions are in metric, measured to wall finishes. 2. All materials, dimensions & drawings are approximate. 3. Information is subject to change without notice, at developer's absolute discretion. 4. Actual area may vary from the stated area. 5. Drawing are not to scale. 6. All images used are for illustrative purpose only and do not represent the actual size, features, specifications, fittings and furnishings. 7. The developer reserves the right to make revisions/ alterations, at its absolute discretion, without any liability whatsoever.

2 BEDROOM APARTMENT

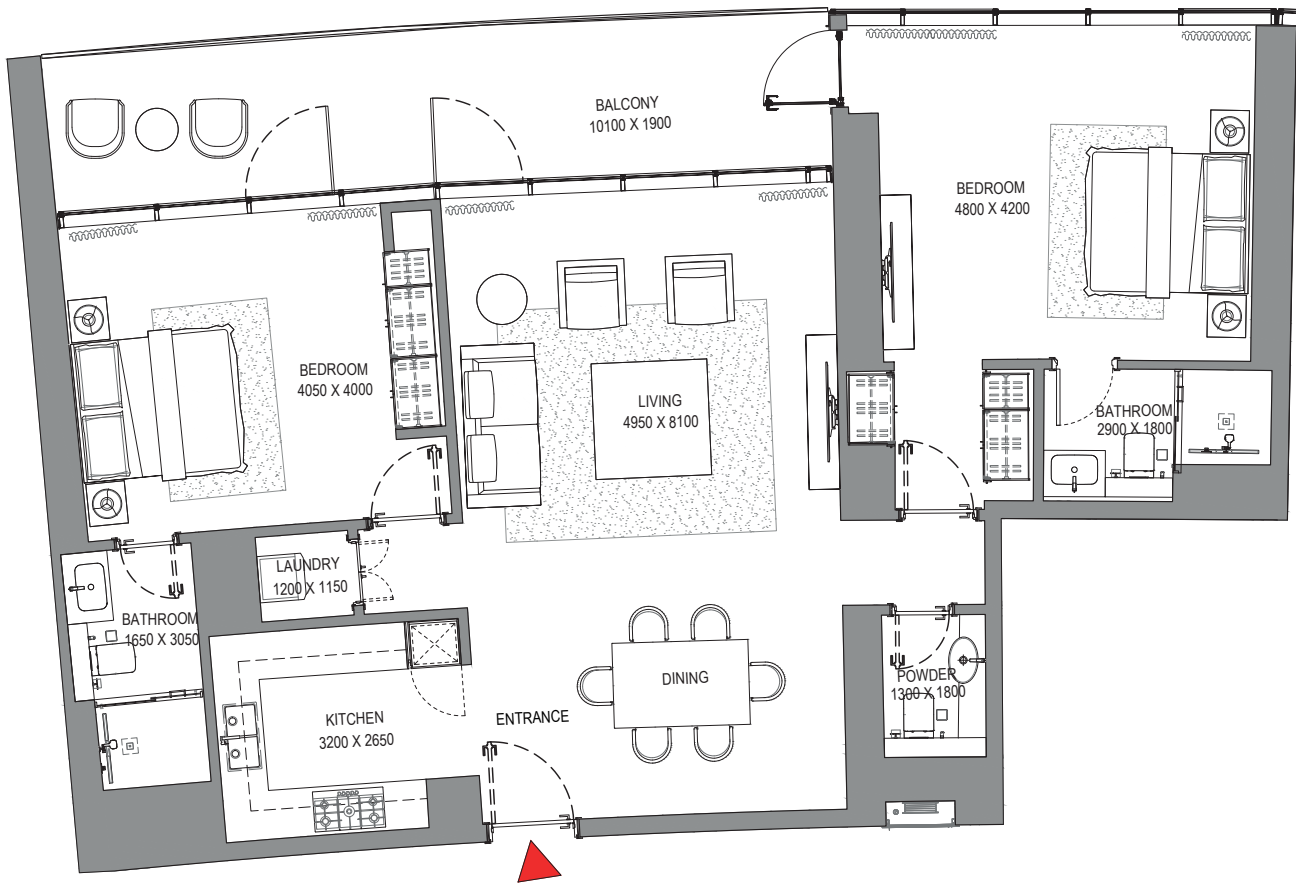
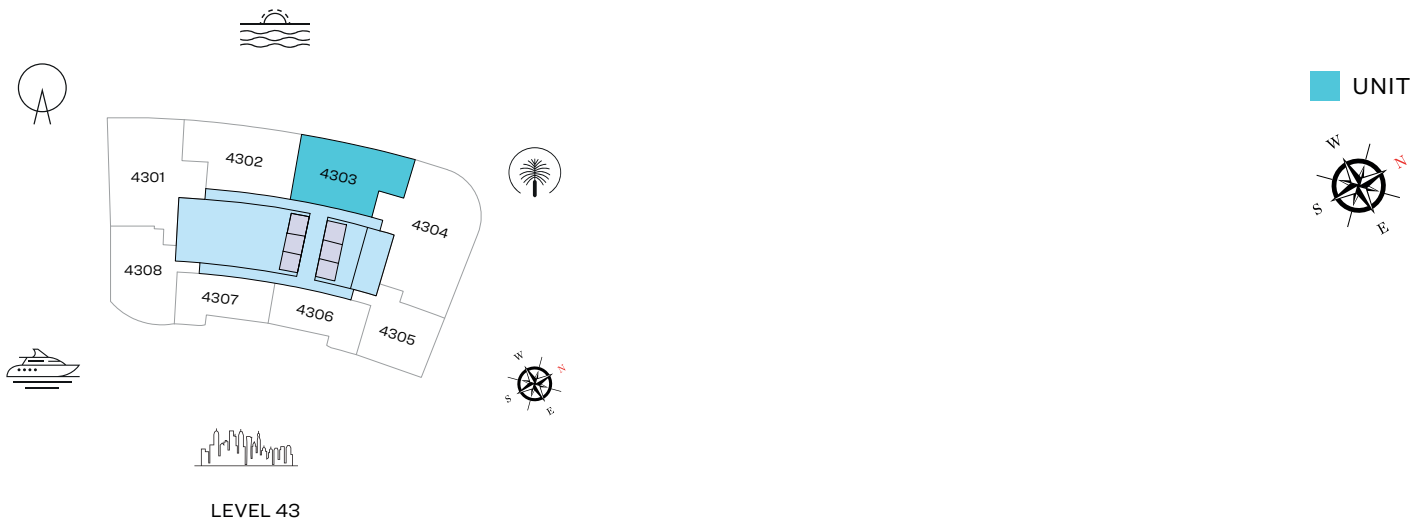
TYPE B (with powder room + balcony)

TOTAL SALEABLE AREA

SUITE = 1,348.07 SQ.FT.

BALCONY = 239.39 SQ.FT.

TOTAL = 1,587.46 SQ.FT.



List of unit numbers with this unit plan:

VIEWS

Palm Jumeirah, Harbour, Sea, Skydive
4303

Disclaimer: 1. All dimensions are in metric, measured to wall finishes. 2. All materials, dimensions & drawings are approximate. 3. Information is subject to change without notice, at developer's absolute discretion. 4. Actual area may vary from the stated area. 5. Drawing are not to scale. 6. All images used are for illustrative purpose only and do not represent the actual size, features, specifications, fittings and furnishings. 7. The developer reserves the right to make revisions/ alterations, at its absolute discretion, without any liability whatsoever.

2 BEDROOM APARTMENT

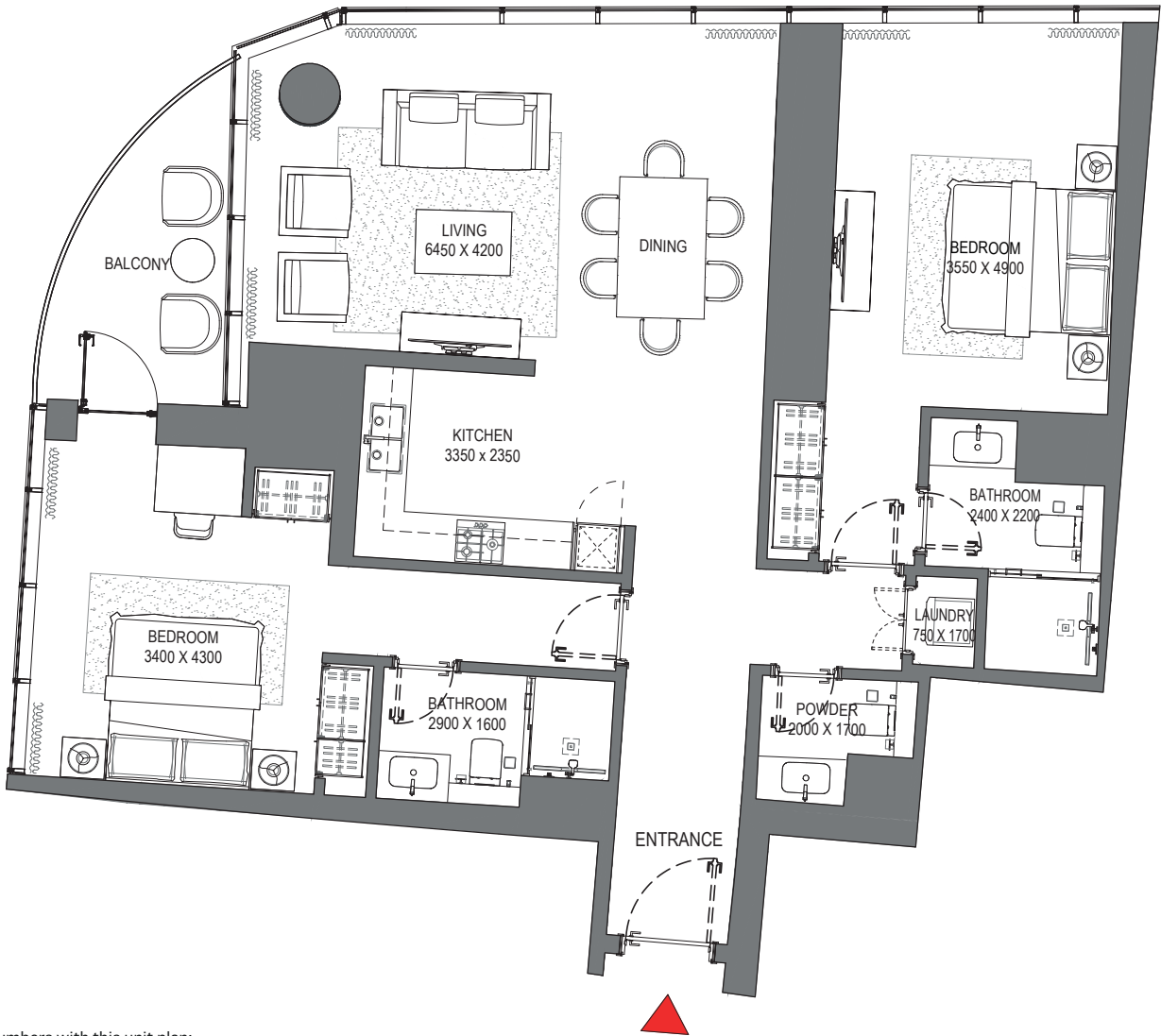

TYPE D (with powder room + balcony)

TOTAL SALEABLE AREA

SUITE = 1,307.60 SQ.FT.

BALCONY = 83.74 SQ.FT.

TOTAL = 1,391.34 SQ.FT.



List of unit numbers with this unit plan:

VIEWS

Blue waters, Ain Dubai, JBR Beach, Marina, Sea
4308

Disclaimer: 1. All dimensions are in metric, measured to wall finishes. 2. All materials, dimensions & drawings are approximate. 3. Information is subject to change without notice, at developer's absolute discretion. 4. Actual area may vary from the stated area. 5. Drawing are not to scale. 6. All images used are for illustrative purpose only and do not represent the actual size, features, specifications, fittings and furnishings. 7. The developer reserves the right to make revisions/ alterations, at its absolute discretion, without any liability whatsoever.

1 BEDROOM APARTMENT

TYPE A (with powder room + balcony)

TOTAL SALEABLE AREA

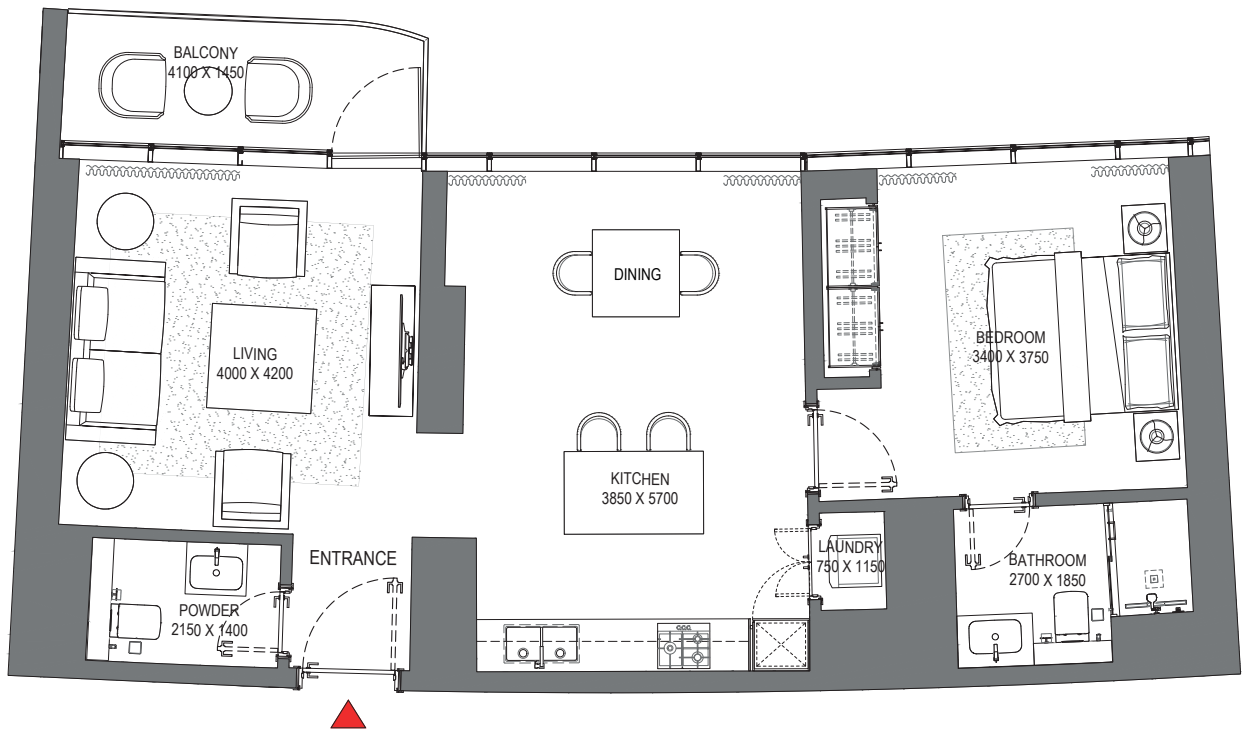
SUITE = 822.26 SQ.FT.

BALCONY = 70.93 SQ.FT.

TOTAL = 893.19 SQ.FT.



LEVEL 43



List of unit numbers with this unit plan:

VIEWS

Marina, Marina Skyline
4306

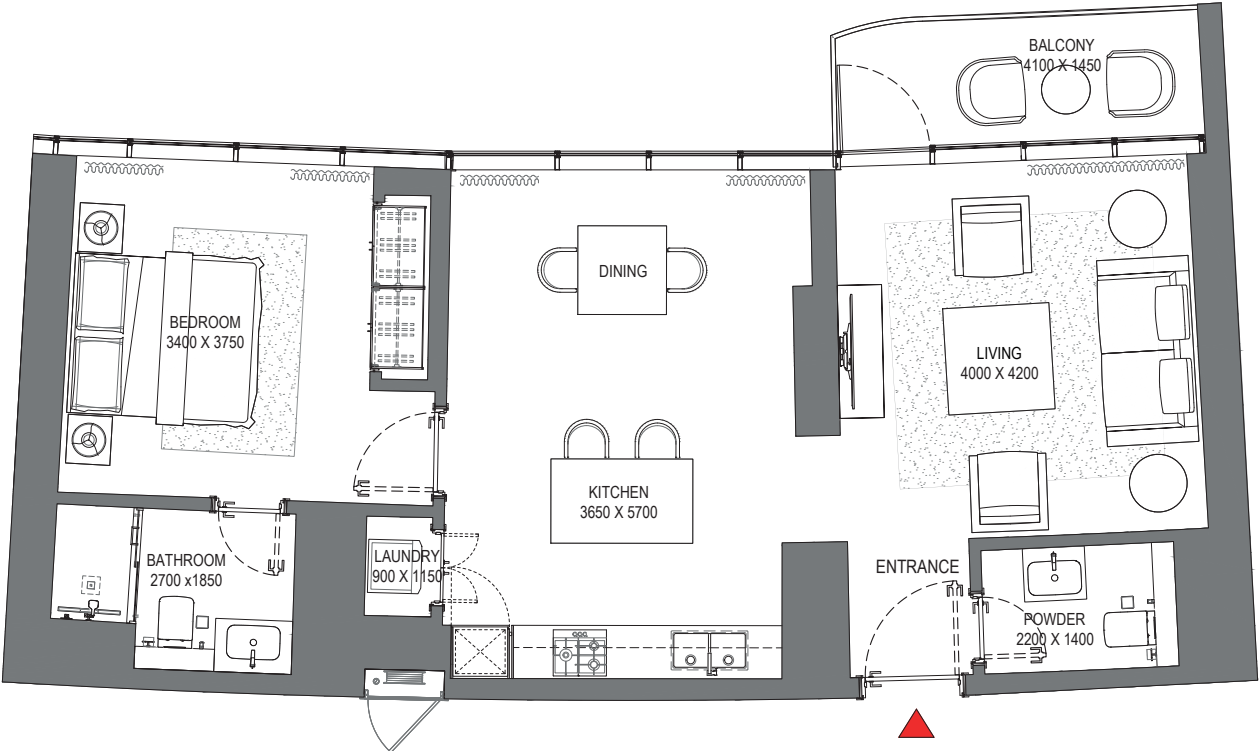

Disclaimer: 1. All dimensions are in metric, measured to wall finishes. 2. All materials, dimensions & drawings are approximate. 3. Information is subject to change without notice, at developer's absolute discretion. 4. Actual area may vary from the stated area. 5. Drawing are not to scale. 6. All images used are for illustrative purpose only and do not represent the actual size, features, specifications, fittings and furnishings. 7. The developer reserves the right to make revisions/ alterations, at its absolute discretion, without any liability whatsoever.

1 BEDROOM APARTMENT

TYPE B (with powder room + balcony)

TOTAL SALEABLE AREA

SUITE = 820.53 SQ.FT.
BALCONY = 68.46 SQ.FT.
TOTAL = 888.99 SQ.FT.



List of unit numbers with this unit plan:

VIEWS

Marina, Marina Skyline
4307

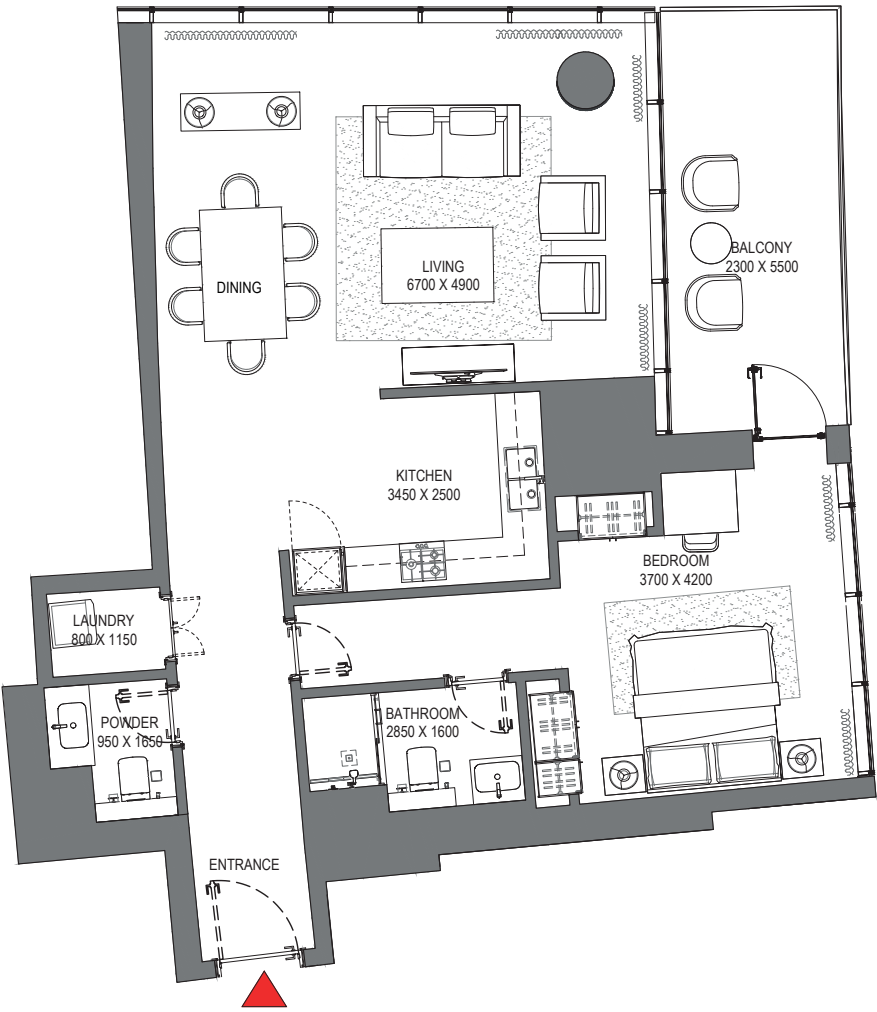

Disclaimer: 1. All dimensions are in metric, measured to wall finishes. 2. All materials, dimensions & drawings are approximate. 3. Information is subject to change without notice, at developer's absolute discretion. 4. Actual area may vary from the stated area. 5. Drawing are not to scale. 6. All images used are for illustrative purpose only and do not represent the actual size, features, specifications, fittings and furnishings. 7. The developer reserves the right to make revisions/ alterations, at its absolute discretion, without any liability whatsoever.

1 BEDROOM APARTMENT

TYPE C (with powder room + balcony)

TOTAL SALEABLE AREA

SUITE = 1,030.86 SQ.FT.
BALCONY = 150.05 SQ.FT.
TOTAL = 1,180.91 SQ.FT.



List of unit numbers with this unit plan:

VIEWS

Marina, Marina Skyline
4305

Disclaimer: 1. All dimensions are in metric, measured to wall finishes. 2. All materials, dimensions & drawings are approximate. 3. Information is subject to change without notice, at developer's absolute discretion. 4. Actual area may vary from the stated area. 5. Drawing are not to scale. 6. All images used are for illustrative purpose only and do not represent the actual size, features, specifications, fittings and furnishings. 7. The developer reserves the right to make revisions/ alterations, at its absolute discretion, without any liability whatsoever.

FLOOR PLAN LAYOUT
TOWER A




- 1 BED UNIT
- 2 BED UNIT
- 3 BED UNIT
- LOBBIES, CORRIDORS & STAIRS
- LIFTS

Disclaimer: 1. All dimensions are in metric, measured to wall finishes. 2. All materials, dimensions & drawings are approximate. 3. Information is subject to change without notice, at developer's absolute discretion. 4. Actual area may vary from the stated area. 5. Drawing are not to scale. 6. All images used are for illustrative purpose only and do not represent the actual size, features, specifications, fittings and furnishings. 7. The developer reserves the right to make revisions/ alterations, at its absolute discretion, without any liability whatsoever.

3 BEDROOM APARTMENT
TYPE A (with maid room and powder room + balcony)

TOTAL SALEABLE AREA
SUITE = 2,067.1 SQ.FT.
BALCONY = 210.97 SQ.FT.
TOTAL = 2,278.07 SQ.FT.



List of unit numbers with this unit plan:

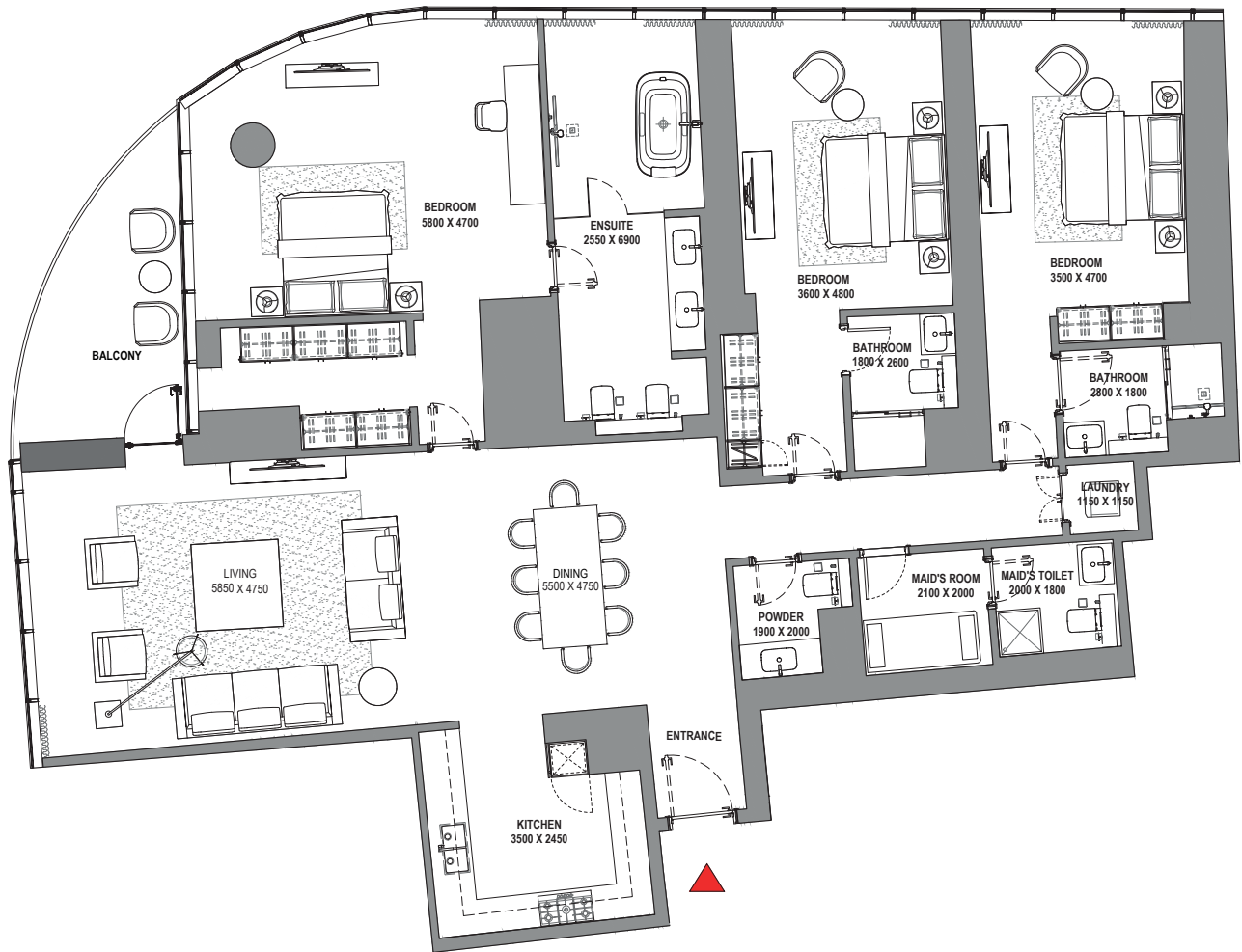

VIEWS

Blue waters, Ain Dubai, Palm Jumeirah, Harbour, JBR Beach, Marina, Sea, Marina Skyline, Skydive
4401

Disclaimer: 1. All dimensions are in metric, measured to wall finishes. 2. All materials, dimensions & drawings are approximate. 3. Information is subject to change without notice, at developer's absolute discretion. 4. Actual area may vary from the stated area. 5. Drawing are not to scale. 6. All images used are for illustrative purpose only and do not represent the actual size, features, specifications, fittings and furnishings. 7. The developer reserves the right to make revisions/ alterations, at its absolute discretion, without any liability whatsoever.

3 BEDROOM APARTMENT
TYPE C (with maid room and powder room + balcony)

TOTAL SALEABLE AREA
SUITE = 2,514.02 SQ.FT.
BALCONY = 133.80 SQ.FT.
TOTAL = 2,647.82 SQ.FT.



List of unit numbers with this unit plan:

VIEWS

Palm Jumeirah, Harbour, Sea, Skydive
4404

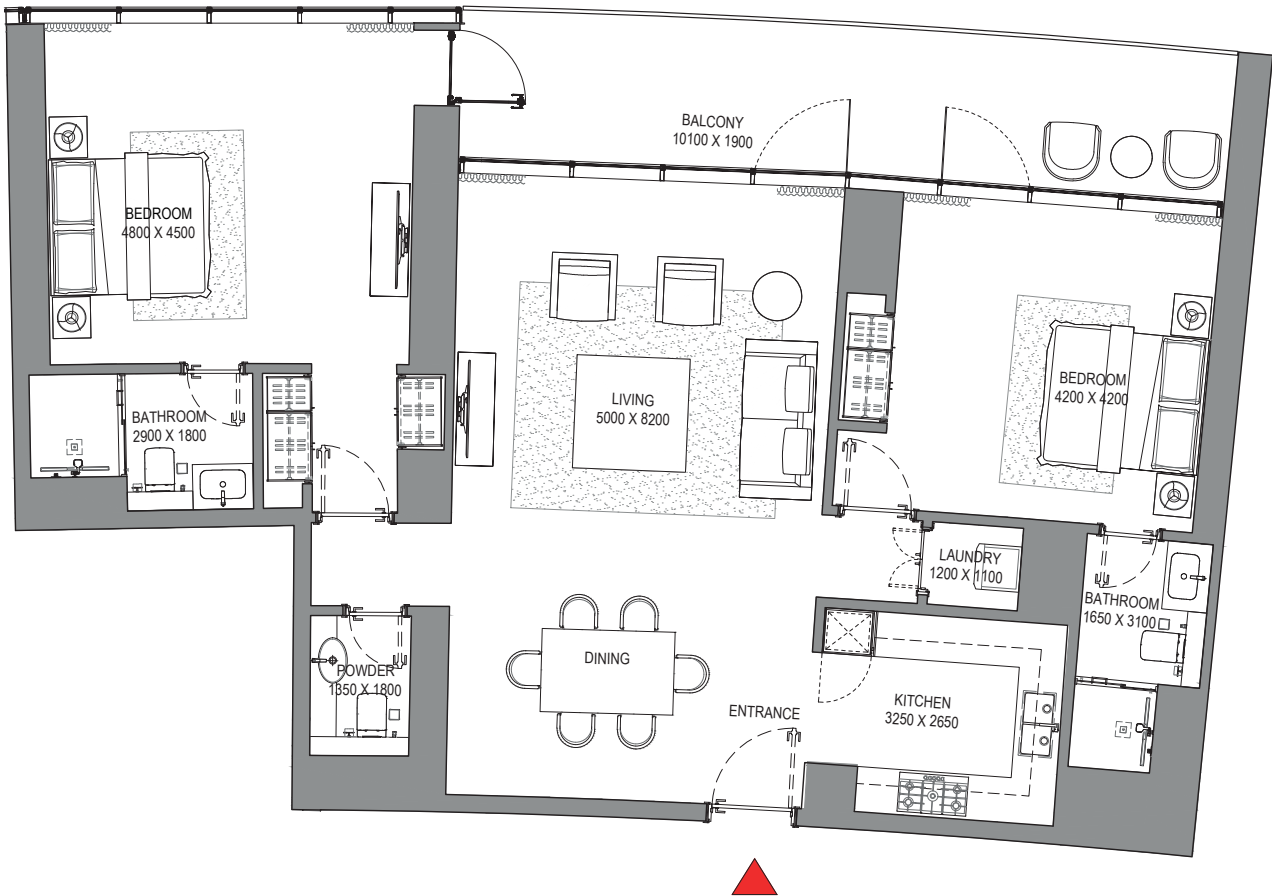

Disclaimer: 1. All dimensions are in metric, measured to wall finishes. 2. All materials, dimensions & drawings are approximate. 3. Information is subject to change without notice, at developer's absolute discretion. 4. Actual area may vary from the stated area. 5. Drawing are not to scale. 6. All images used are for illustrative purpose only and do not represent the actual size, features, specifications, fittings and furnishings. 7. The developer reserves the right to make revisions/ alterations, at its absolute discretion, without any liability whatsoever.

2 BEDROOM APARTMENT

TYPE A (with powder room + balcony)

TOTAL SALEABLE AREA

SUITE = 1,379.83 SQ.FT.
BALCONY = 235.73 SQ.FT.
TOTAL = 1,615.56 SQ.FT.



List of unit numbers with this unit plan:

VIEWS

Blue waters, Ain Dubai, Palm Jumeirah, Harbour, Sea, Skydive
4402

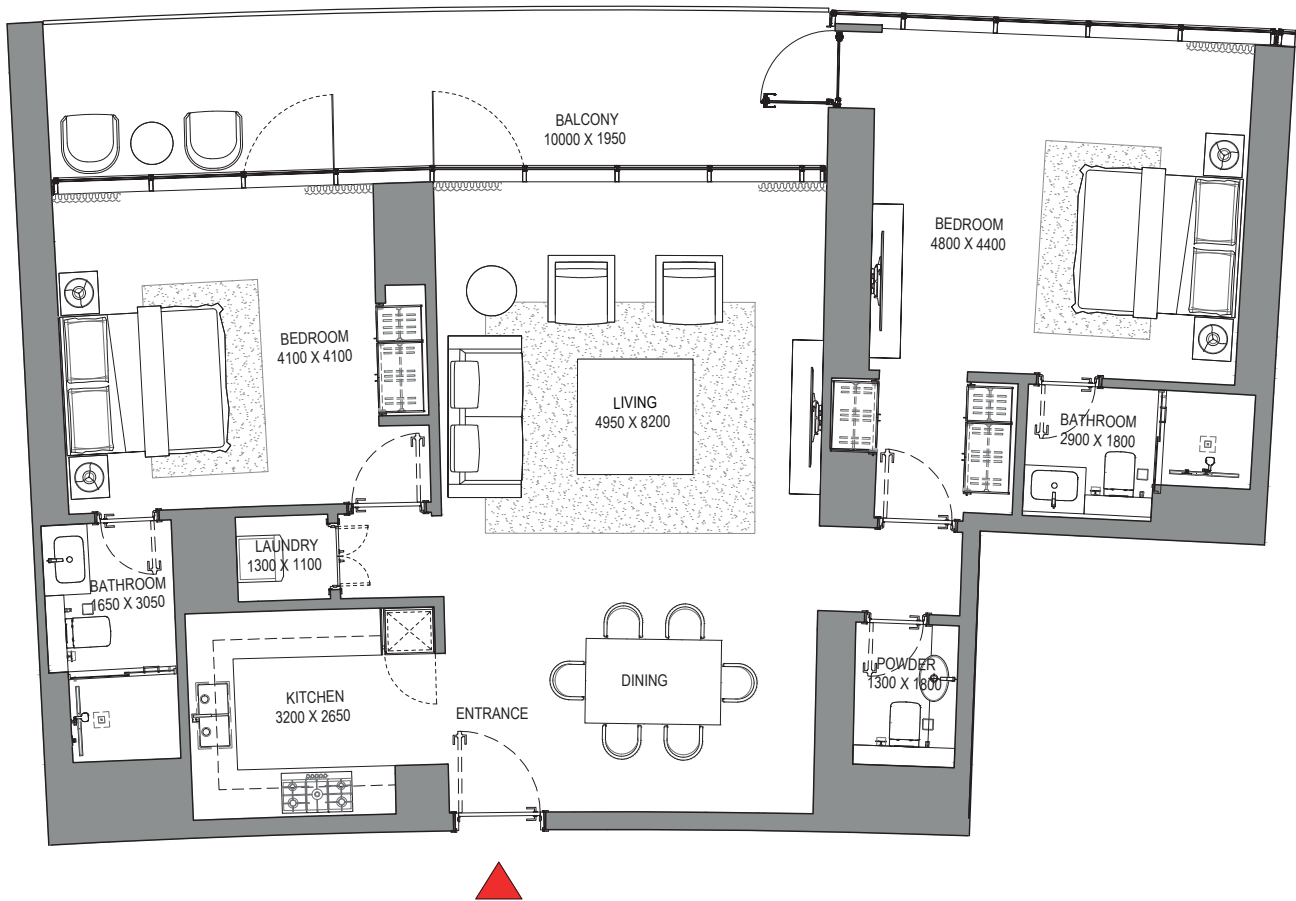

Disclaimer: 1. All dimensions are in metric, measured to wall finishes. 2. All materials, dimensions & drawings are approximate. 3. Information is subject to change without notice, at developer's absolute discretion. 4. Actual area may vary from the stated area. 5. Drawing are not to scale. 6. All images used are for illustrative purpose only and do not represent the actual size, features, specifications, fittings and furnishings. 7. The developer reserves the right to make revisions/ alterations, at its absolute discretion, without any liability whatsoever.

2 BEDROOM APARTMENT

TYPE B (with powder room + balcony)

TOTAL SALEABLE AREA

SUITE = 1,362.39 SQ.FT.
BALCONY = 239.50 SQ.FT.
TOTAL = 1,601.89 SQ.FT.



List of unit numbers with this unit plan:

VIEWS

Palm Jumeirah, Harbour, Sea, Skydive
4403

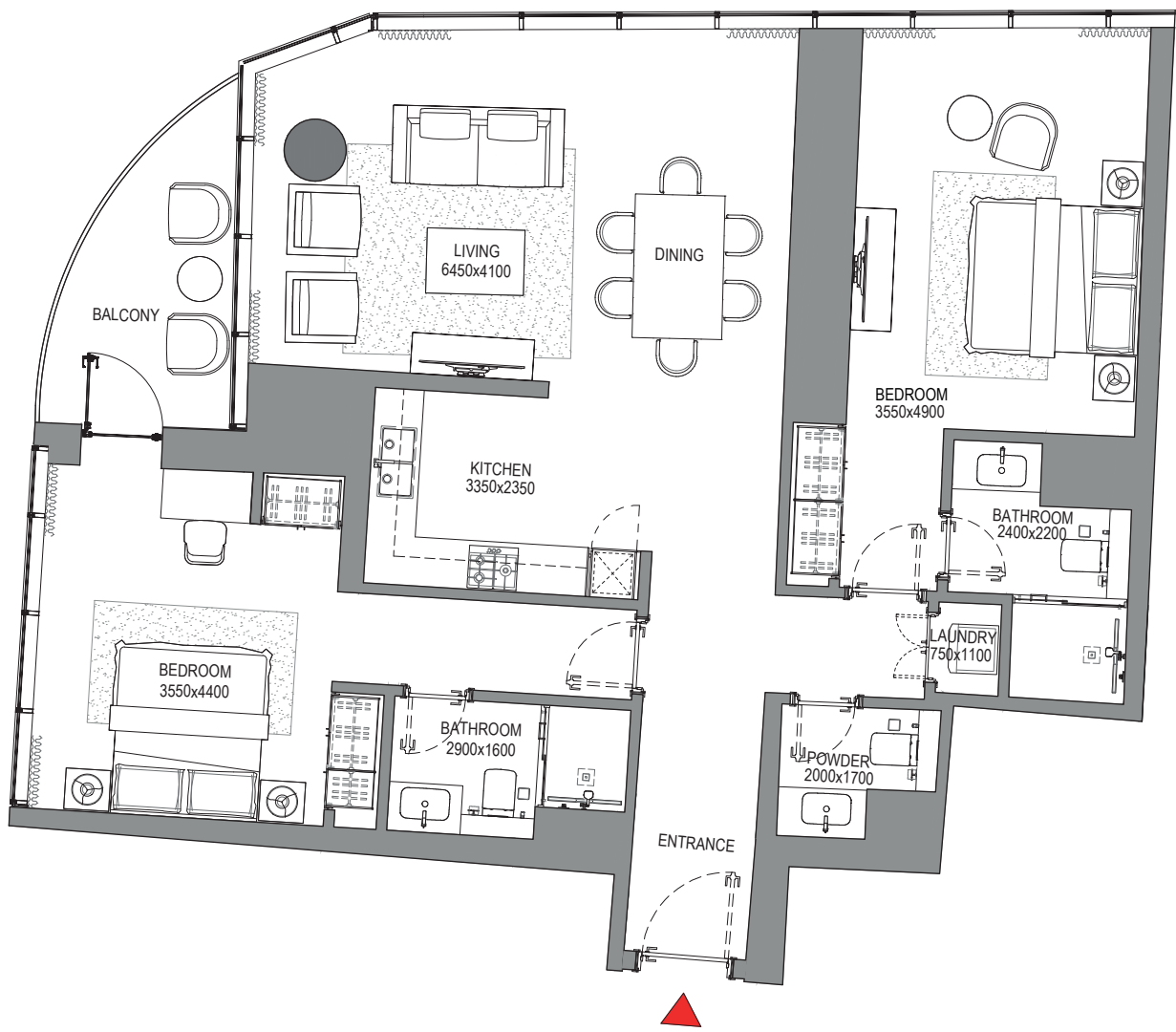
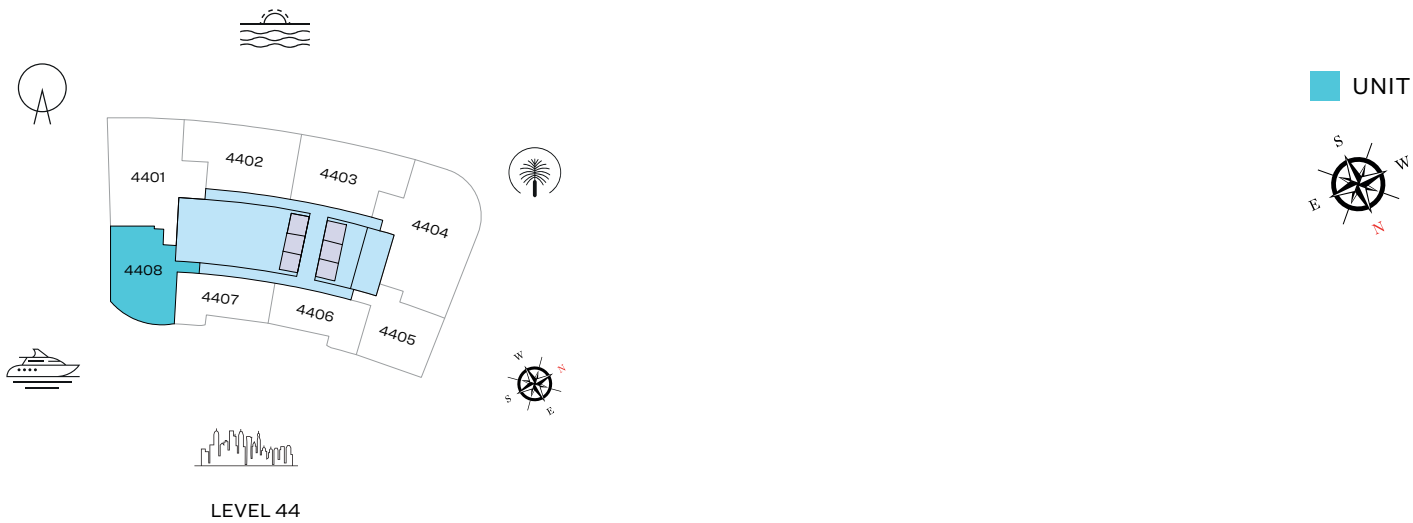
Disclaimer: 1. All dimensions are in metric, measured to wall finishes. 2. All materials, dimensions & drawings are approximate. 3. Information is subject to change without notice, at developer's absolute discretion. 4. Actual area may vary from the stated area. 5. Drawing are not to scale. 6. All images used are for illustrative purpose only and do not represent the actual size, features, specifications, fittings and furnishings. 7. The developer reserves the right to make revisions/ alterations, at its absolute discretion, without any liability whatsoever.

2 BEDROOM APARTMENT

TYPE D (with powder room + balcony)

TOTAL SALEABLE AREA

SUITE = 1,318.47 SQ.FT.
BALCONY = 83.74 SQ.FT.
TOTAL = 1,402.21 SQ.FT.



List of unit numbers with this unit plan:

VIEWS

Blue waters, Ain Dubai, JBR Beach, Marina, Sea
4408

Disclaimer: 1. All dimensions are in metric, measured to wall finishes. 2. All materials, dimensions & drawings are approximate. 3. Information is subject to change without notice, at developer's absolute discretion. 4. Actual area may vary from the stated area. 5. Drawing are not to scale. 6. All images used are for illustrative purpose only and do not represent the actual size, features, specifications, fittings and furnishings. 7. The developer reserves the right to make revisions/ alterations, at its absolute discretion, without any liability whatsoever.

1 BEDROOM APARTMENT

TYPE A (with powder room + balcony)

TOTAL SALEABLE AREA

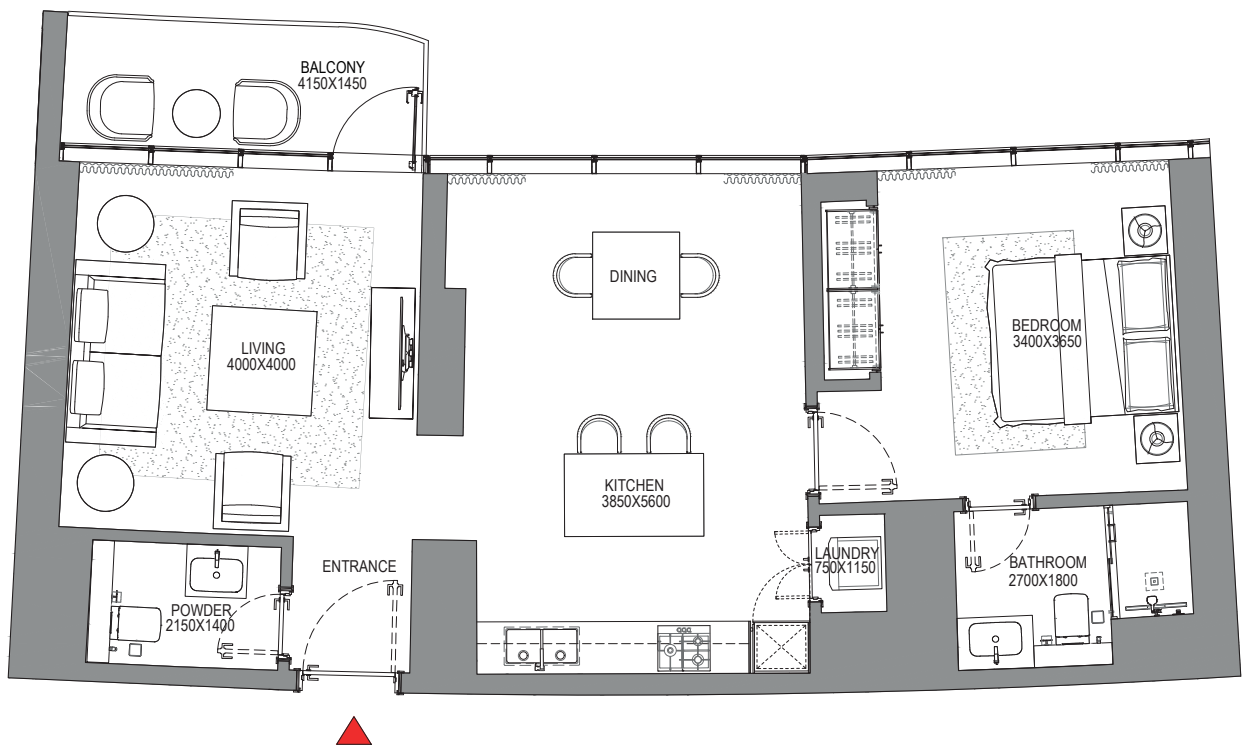
SUITE = 822.26 SQ.FT.

BALCONY = 70.72 SQ.FT.

TOTAL = 892.98 SQ.FT.



LEVEL 44



List of unit numbers with this unit plan:

VIEWS

Marina, Marina Skyline
4406

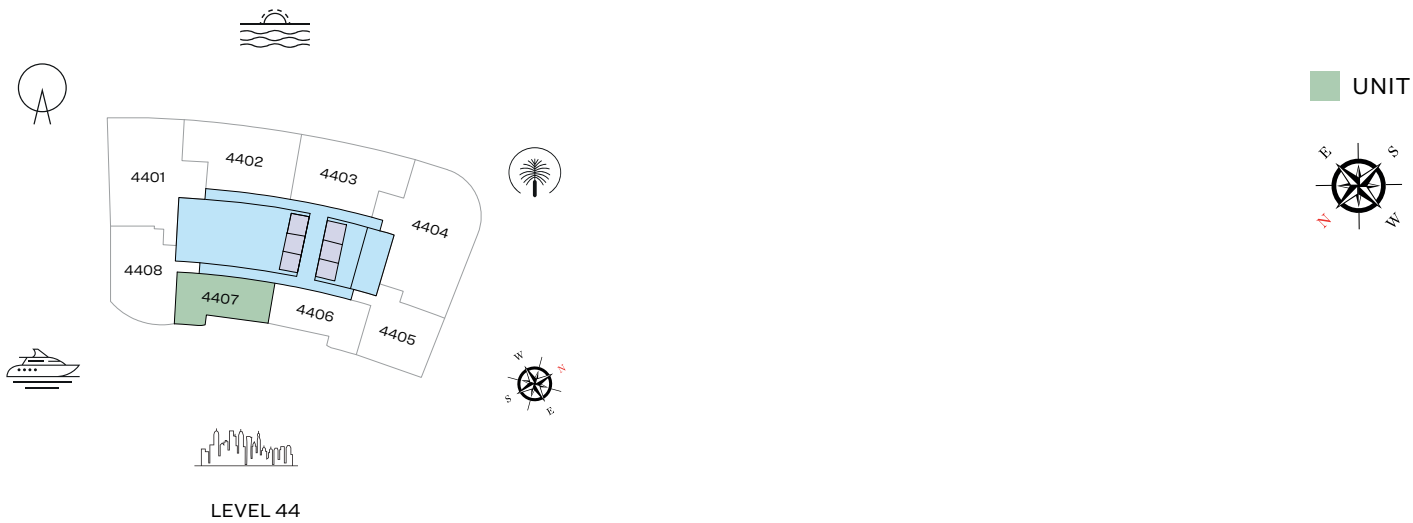
Disclaimer: 1. All dimensions are in metric, measured to wall finishes. 2. All materials, dimensions & drawings are approximate. 3. Information is subject to change without notice, at developer's absolute discretion. 4. Actual area may vary from the stated area. 5. Drawing are not to scale. 6. All images used are for illustrative purpose only and do not represent the actual size, features, specifications, fittings and furnishings. 7. The developer reserves the right to make revisions/ alterations, at its absolute discretion, without any liability whatsoever.

1 BEDROOM APARTMENT

TYPE B (with powder room + balcony)

TOTAL SALEABLE AREA

SUITE = 820.53 SQ.FT.
BALCONY = 68.46 SQ.FT.
TOTAL = 888.99 SQ.FT.



List of unit numbers with this unit plan:

VIEWS

Marina, Marina Skyline
4407

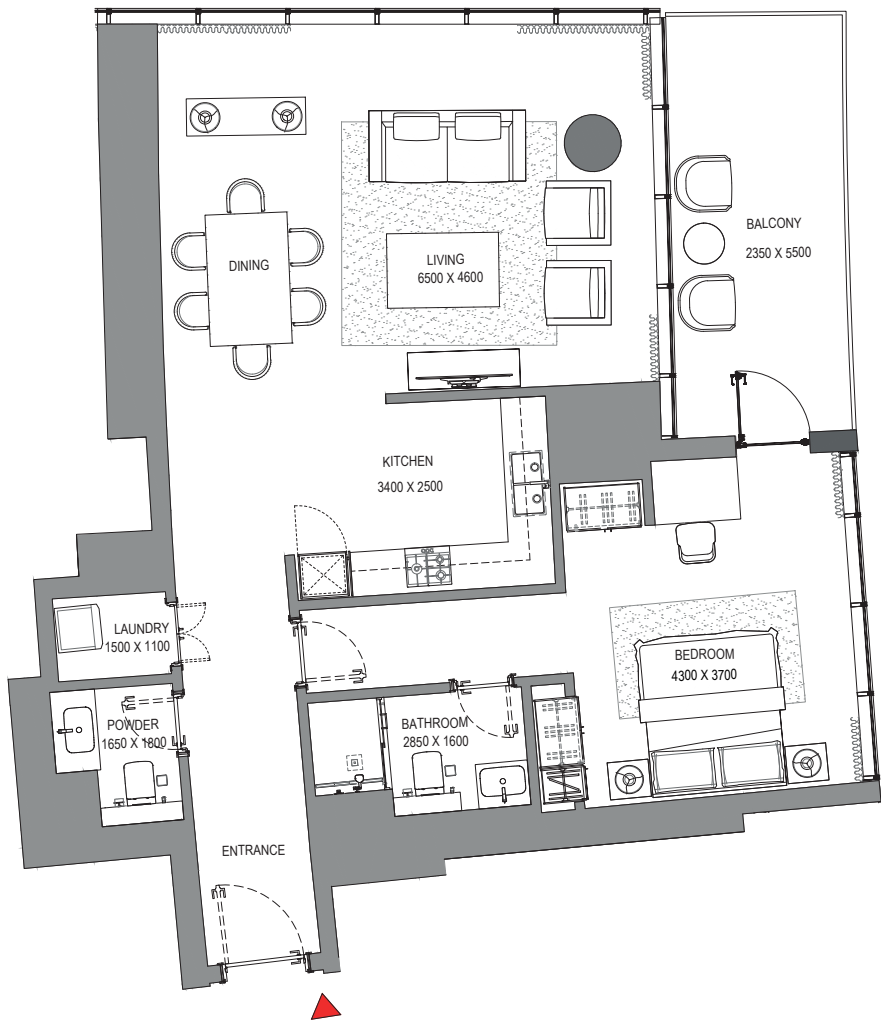
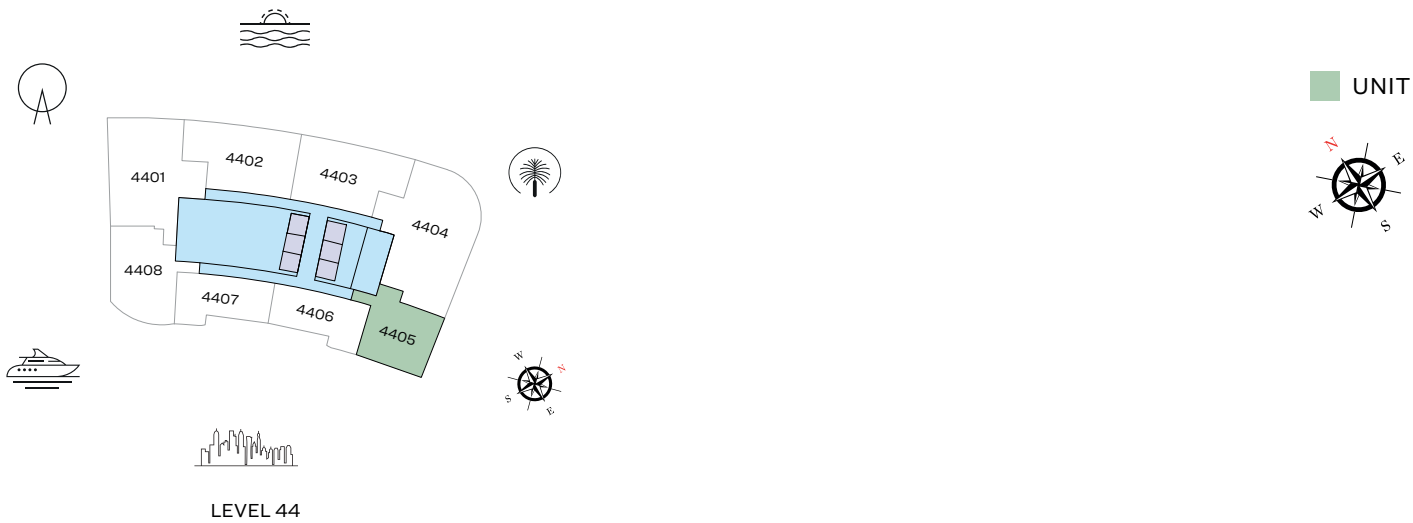
Disclaimer: 1. All dimensions are in metric, measured to wall finishes. 2. All materials, dimensions & drawings are approximate. 3. Information is subject to change without notice, at developer's absolute discretion. 4. Actual area may vary from the stated area. 5. Drawing are not to scale. 6. All images used are for illustrative purpose only and do not represent the actual size, features, specifications, fittings and furnishings. 7. The developer reserves the right to make revisions/ alterations, at its absolute discretion, without any liability whatsoever.

1 BEDROOM APARTMENT

TYPE C (with powder room + balcony)

TOTAL SALEABLE AREA

SUITE = 1,034.30 SQ.FT.
BALCONY = 149.62 SQ.FT.
TOTAL = 1,183.92 SQ.FT.



List of unit numbers with this unit plan:

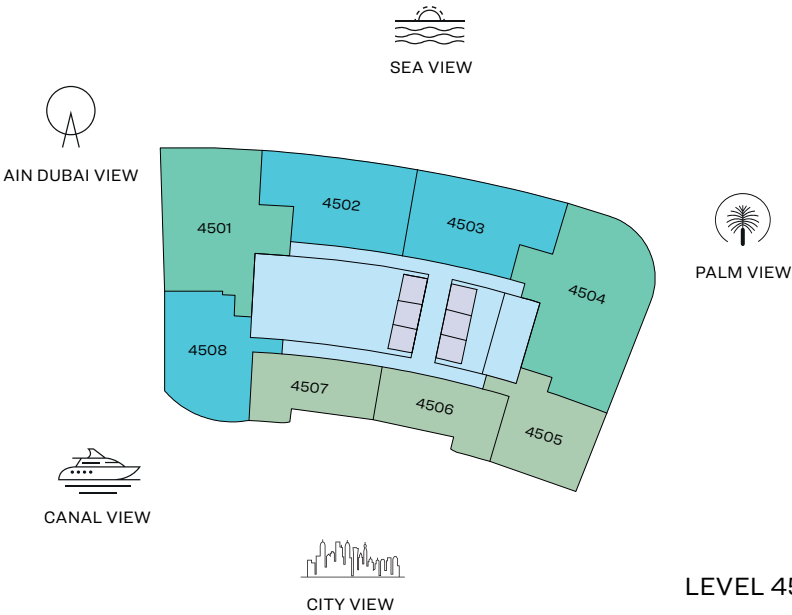
VIEWS

Marina, Marina Skyline
4405

Disclaimer: 1. All dimensions are in metric, measured to wall finishes. 2. All materials, dimensions & drawings are approximate. 3. Information is subject to change without notice, at developer's absolute discretion. 4. Actual area may vary from the stated area. 5. Drawing are not to scale. 6. All images used are for illustrative purpose only and do not represent the actual size, features, specifications, fittings and furnishings. 7. The developer reserves the right to make revisions/ alterations, at its absolute discretion, without any liability whatsoever.

FLOOR PLAN LAYOUT

TOWER A




- 1 BED UNIT
- 2 BED UNIT
- 3 BED UNIT
- LOBBIES, CORRIDORS & STAIRS
- LIFTS

Disclaimer: 1. All dimensions are in metric, measured to wall finishes. 2. All materials, dimensions & drawings are approximate. 3. Information is subject to change without notice, at developer's absolute discretion. 4. Actual area may vary from the stated area. 5. Drawing are not to scale. 6. All images used are for illustrative purpose only and do not represent the actual size, features, specifications, fittings and furnishings. 7. The developer reserves the right to make revisions/ alterations, at its absolute discretion, without any liability whatsoever.

3 BEDROOM APARTMENT
TYPE A (with maid room and powder room + balcony)

TOTAL SALEABLE AREA
SUITE = 2,087.01 SQ.FT.
BALCONY = 221.63 SQ.FT.
TOTAL = 2,308.64 SQ.FT.



List of unit numbers with this unit plan:

VIEWS

Blue waters, Ain Dubai, Palm Jumeirah, Harbour, JBR Beach, Marina, Sea, Marina Skyline, Skydive
4501

Disclaimer: 1. All dimensions are in metric, measured to wall finishes. 2. All materials, dimensions & drawings are approximate. 3. Information is subject to change without notice, at developer's absolute discretion. 4. Actual area may vary from the stated area. 5. Drawing are not to scale. 6. All images used are for illustrative purpose only and do not represent the actual size, features, specifications, fittings and furnishings. 7. The developer reserves the right to make revisions/ alterations, at its absolute discretion, without any liability whatsoever.

3 BEDROOM APARTMENT

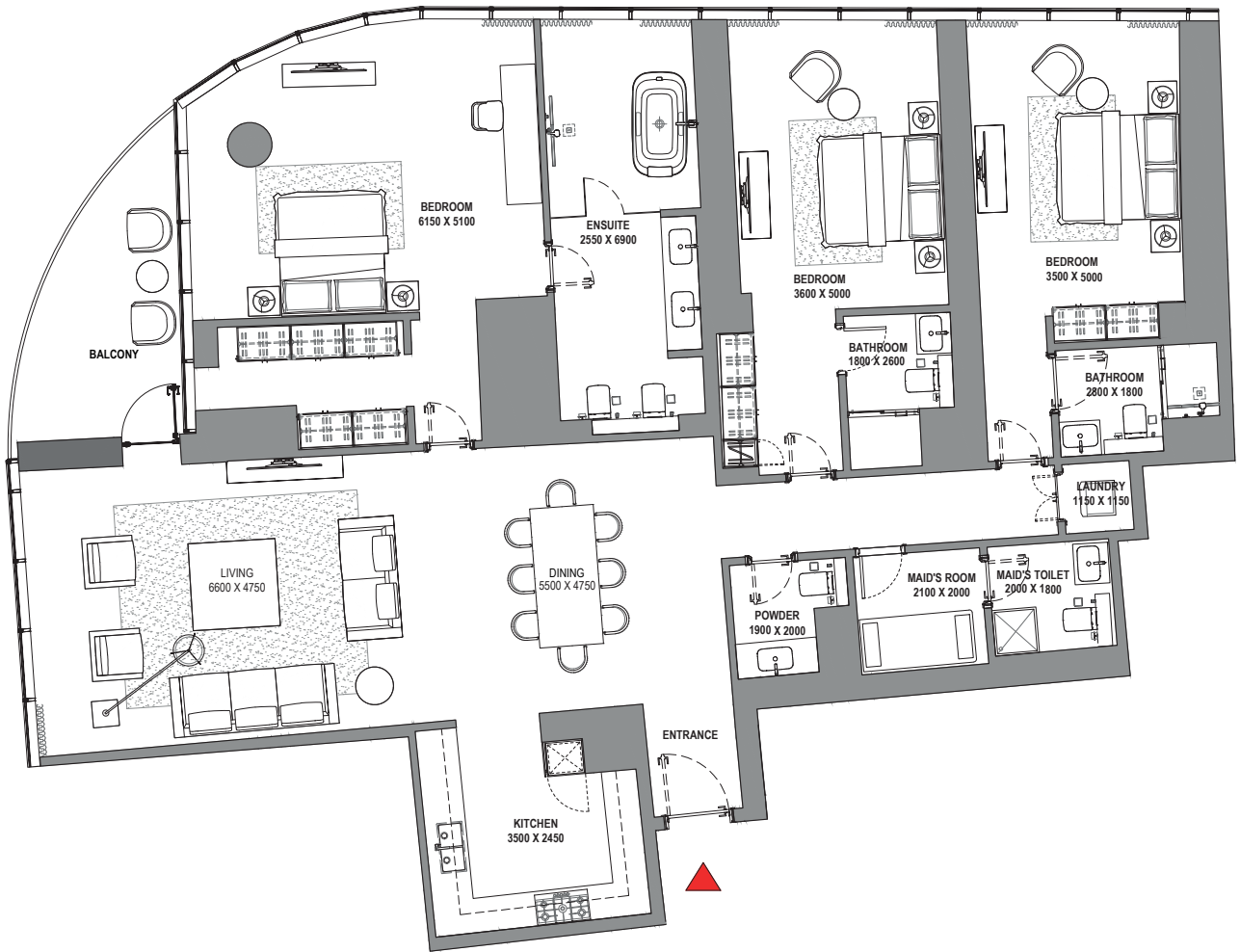

TYPE C (with maid room and powder room + balcony)

TOTAL SALEABLE AREA

SUITE = 2,530.70 SQ.FT.

BALCONY = 141.22 SQ.FT.

TOTAL = 2,671.92 SQ.FT.



List of unit numbers with this unit plan:

VIEWS

Palm Jumeirah, Harbour, Sea, Skydive
4504

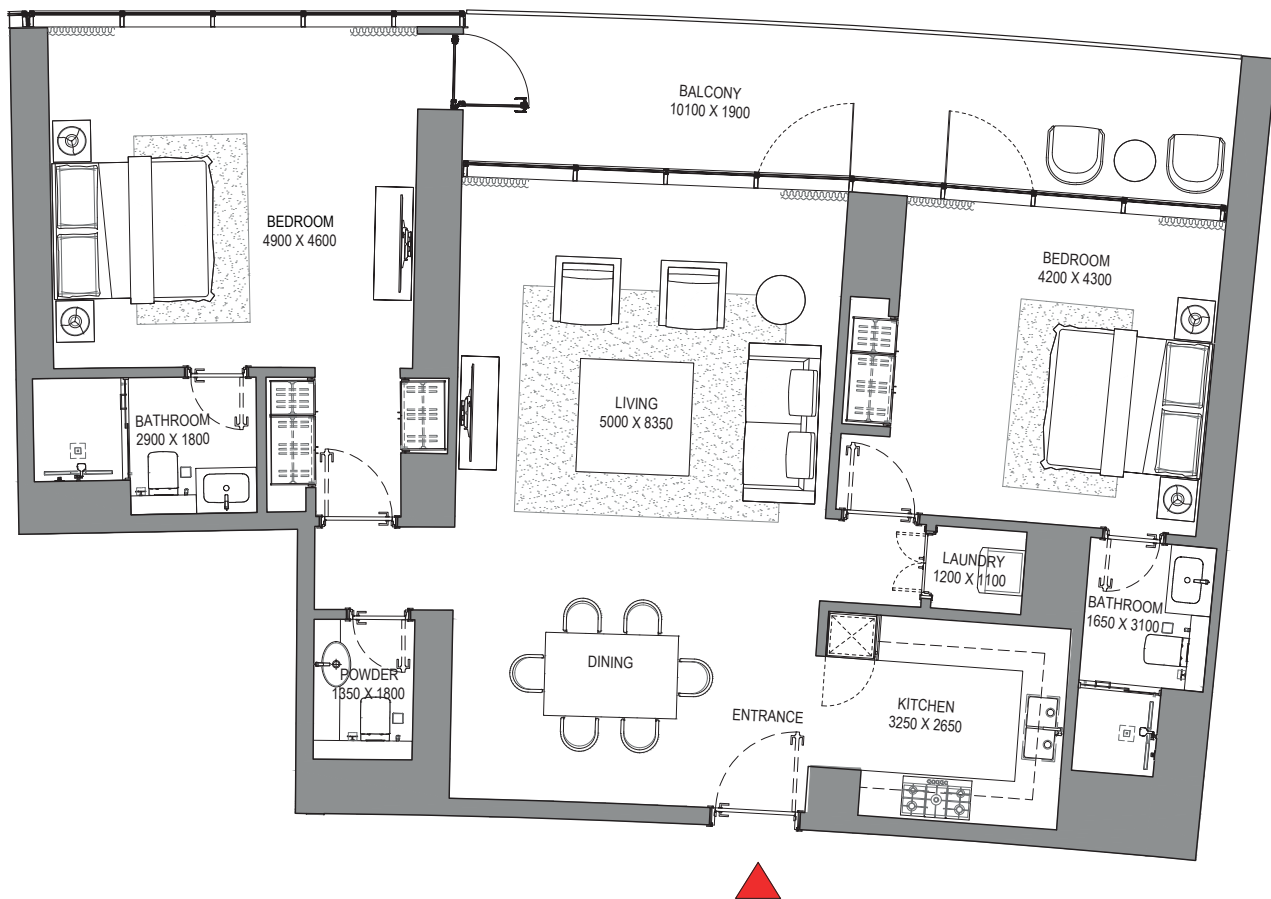

Disclaimer: 1. All dimensions are in metric, measured to wall finishes. 2. All materials, dimensions & drawings are approximate. 3. Information is subject to change without notice, at developer's absolute discretion. 4. Actual area may vary from the stated area. 5. Drawing are not to scale. 6. All images used are for illustrative purpose only and do not represent the actual size, features, specifications, fittings and furnishings. 7. The developer reserves the right to make revisions/ alterations, at its absolute discretion, without any liability whatsoever.

2 BEDROOM APARTMENT

TYPE A (with powder room + balcony)

TOTAL SALEABLE AREA

SUITE = 1,397.91 SQ.FT.
BALCONY = 235.62 SQ.FT.
TOTAL = 1,633.53 SQ.FT.



List of unit numbers with this unit plan:

VIEWS

Blue waters, Ain Dubai, Palm Jumeirah, Harbour, Sea, Skydive
4502

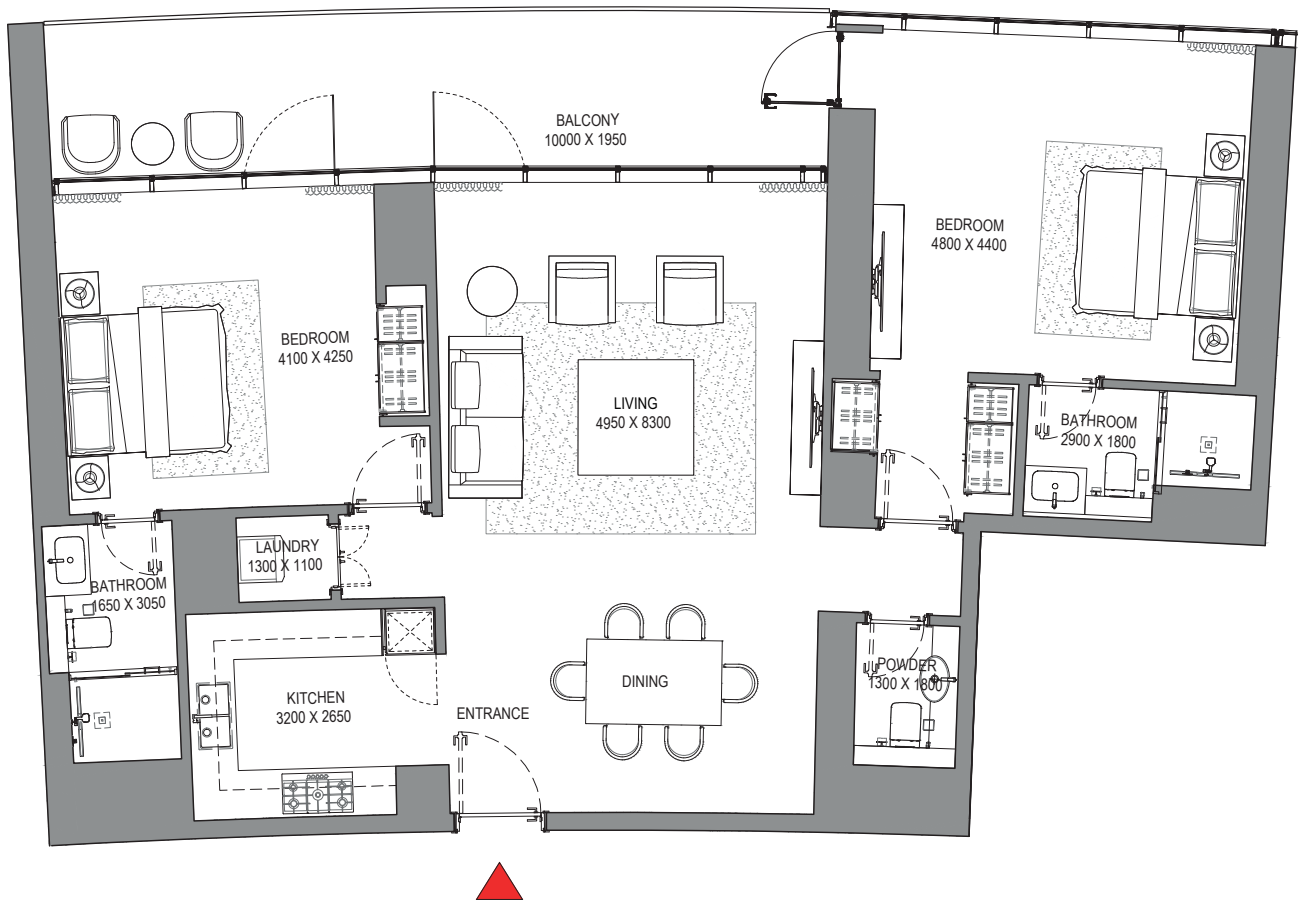
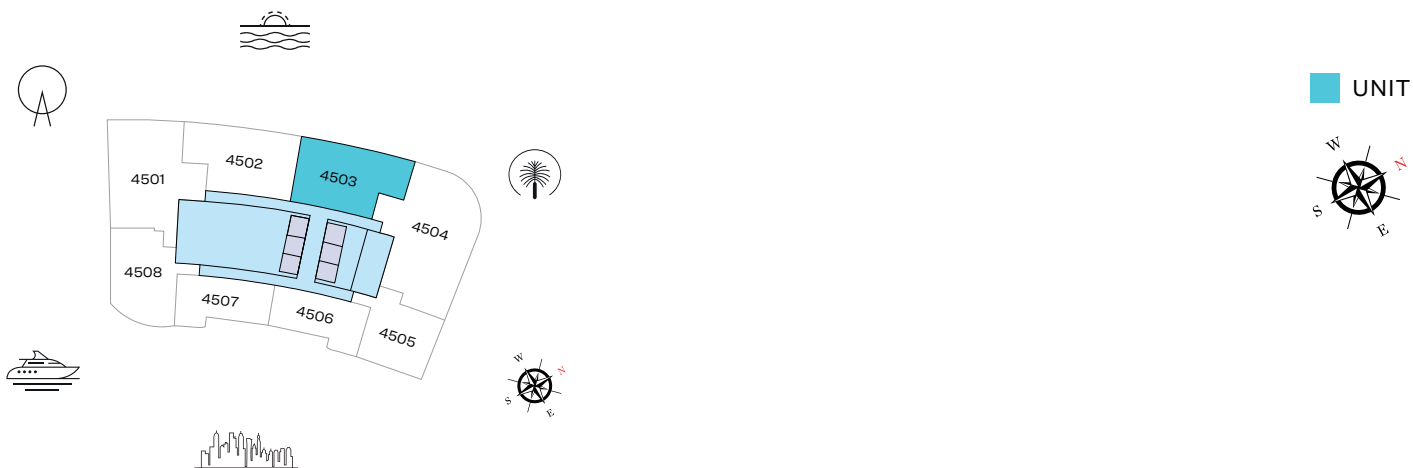
Disclaimer: 1. All dimensions are in metric, measured to wall finishes. 2. All materials, dimensions & drawings are approximate. 3. Information is subject to change without notice, at developer's absolute discretion. 4. Actual area may vary from the stated area. 5. Drawing are not to scale. 6. All images used are for illustrative purpose only and do not represent the actual size, features, specifications, fittings and furnishings. 7. The developer reserves the right to make revisions/ alterations, at its absolute discretion, without any liability whatsoever.

2 BEDROOM APARTMENT

TYPE B (with powder room + balcony)

TOTAL SALEABLE AREA

SUITE = 1,379.93 SQ.FT.
BALCONY = 239.71 SQ.FT.
TOTAL = 1,619.64 SQ.FT.



List of unit numbers with this unit plan:

VIEWS

Palm Jumeirah, Harbour, Sea, Skydive
4503

Disclaimer: 1. All dimensions are in metric, measured to wall finishes. 2. All materials, dimensions & drawings are approximate. 3. Information is subject to change without notice, at developer's absolute discretion. 4. Actual area may vary from the stated area. 5. Drawing are not to scale. 6. All images used are for illustrative purpose only and do not represent the actual size, features, specifications, fittings and furnishings. 7. The developer reserves the right to make revisions/ alterations, at its absolute discretion, without any liability whatsoever.

2 BEDROOM APARTMENT

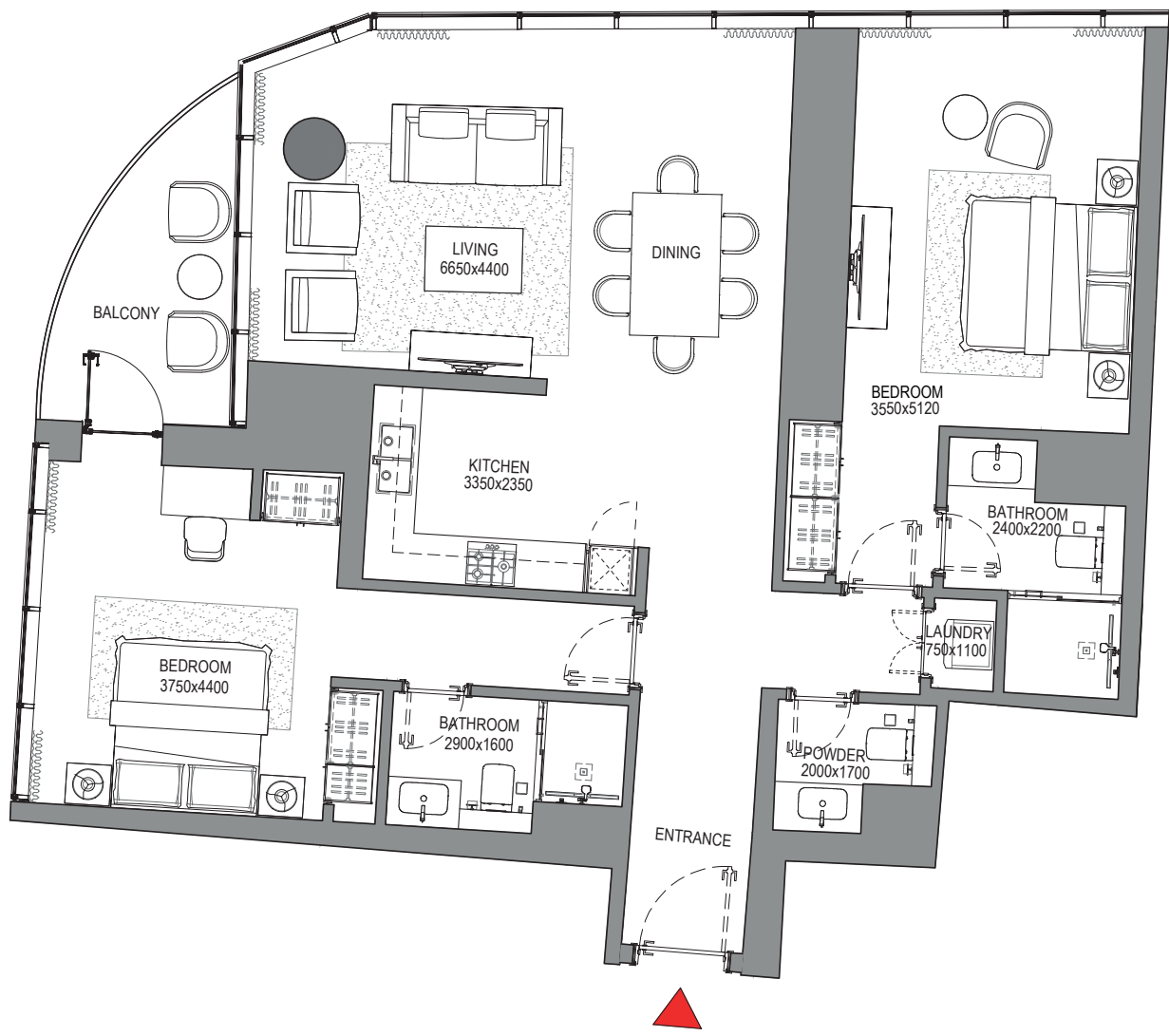
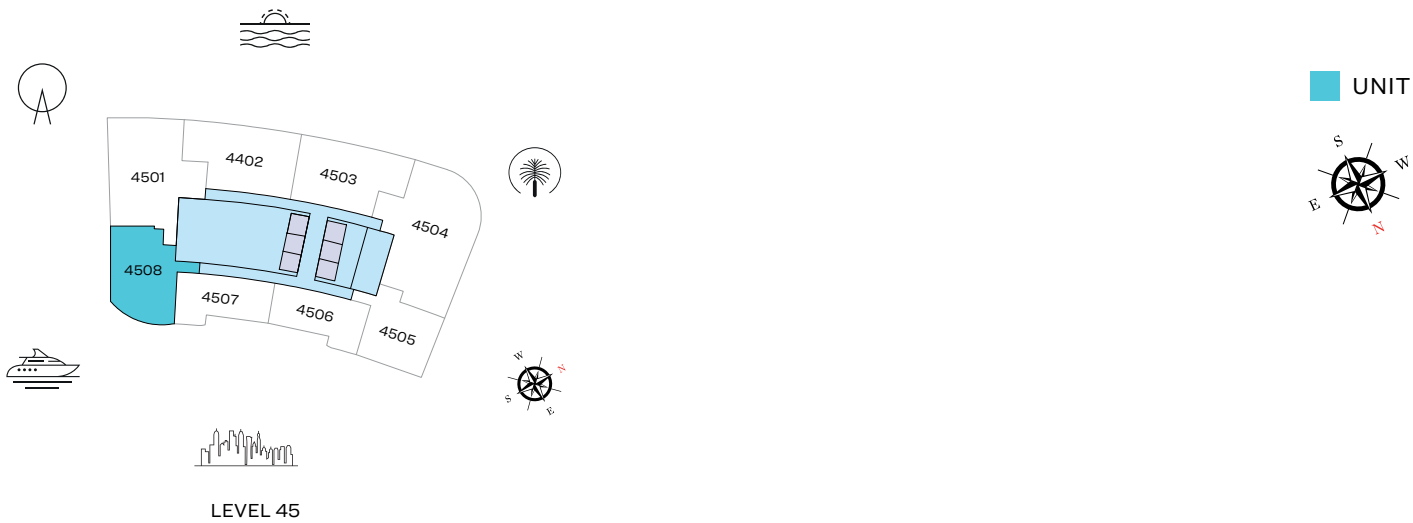
TYPE D (with powder room + balcony)

TOTAL SALEABLE AREA

SUITE = 1,335.59 SQ.FT.

BALCONY = 88.48 SQ.FT.

TOTAL = 1,424.07 SQ.FT.



List of unit numbers with this unit plan:

VIEWS

Blue waters, Ain Dubai, JBR Beach, Marina, Sea
4508

Disclaimer: 1. All dimensions are in metric, measured to wall finishes. 2. All materials, dimensions & drawings are approximate. 3. Information is subject to change without notice, at developer's absolute discretion. 4. Actual area may vary from the stated area. 5. Drawing are not to scale. 6. All images used are for illustrative purpose only and do not represent the actual size, features, specifications, fittings and furnishings. 7. The developer reserves the right to make revisions/ alterations, at its absolute discretion, without any liability whatsoever.

1 BEDROOM APARTMENT

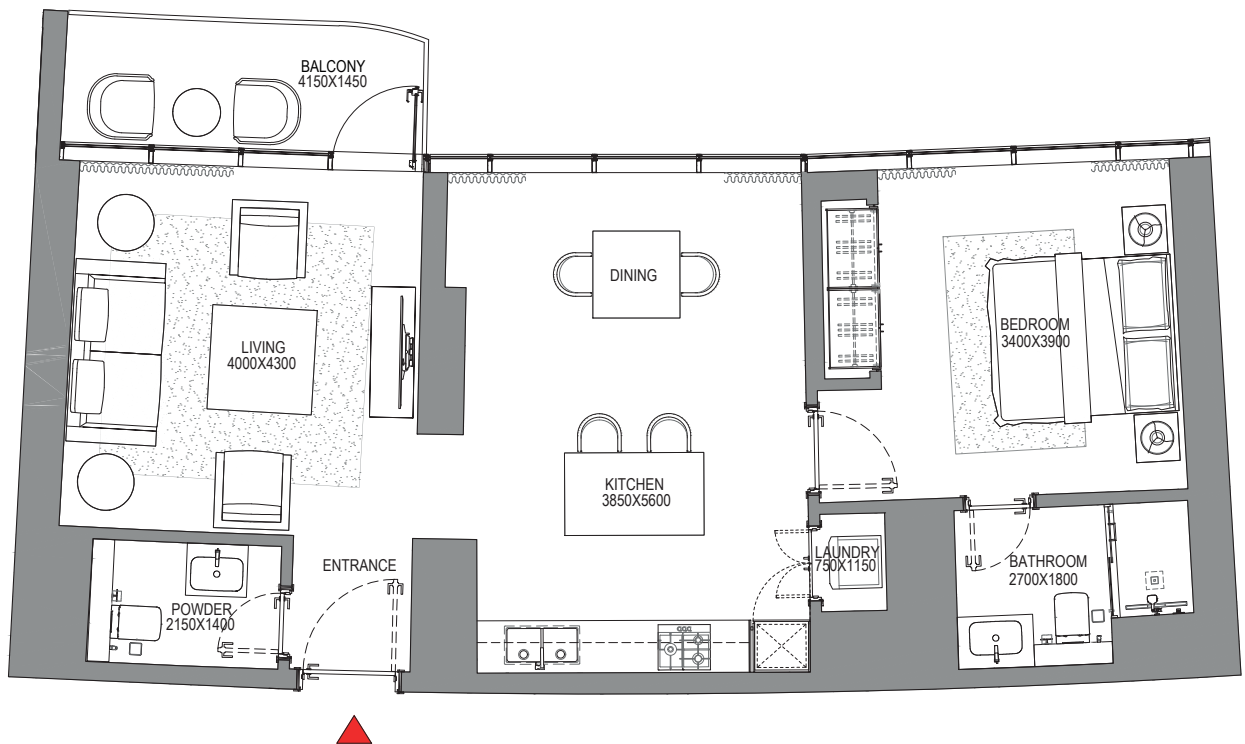
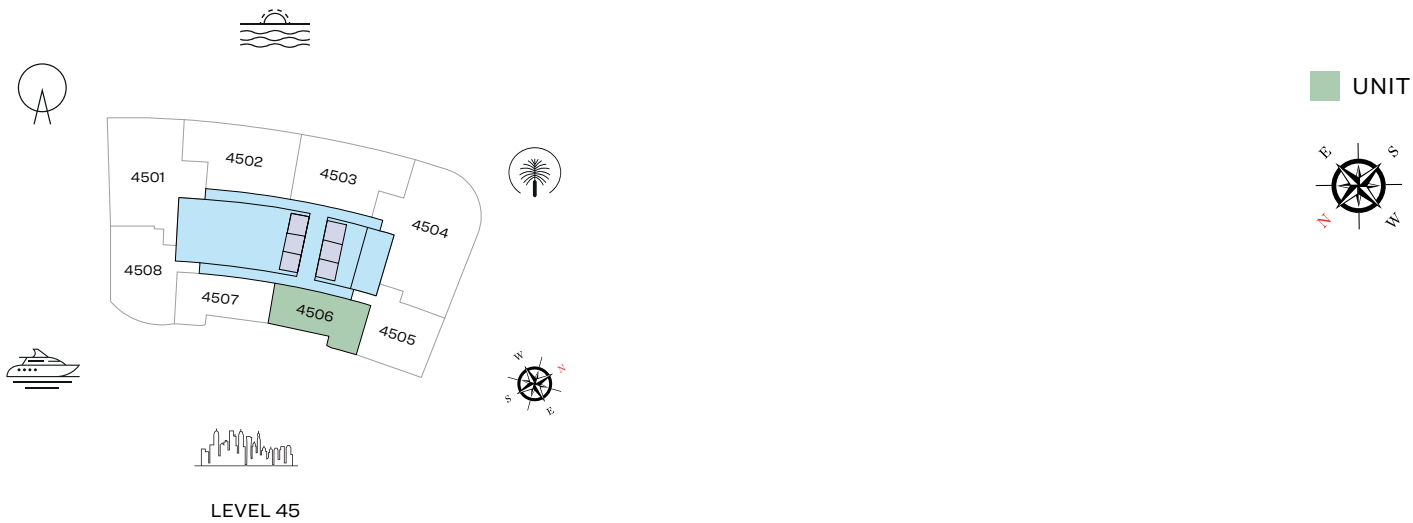
TYPE A (with powder room + balcony)

TOTAL SALEABLE AREA

SUITE = 836.36 SQ.FT.

BALCONY = 70.61 SQ.FT.

TOTAL = 906.97 SQ.FT.



List of unit numbers with this unit plan:

VIEWS

Marina, Marina Skyline
4506

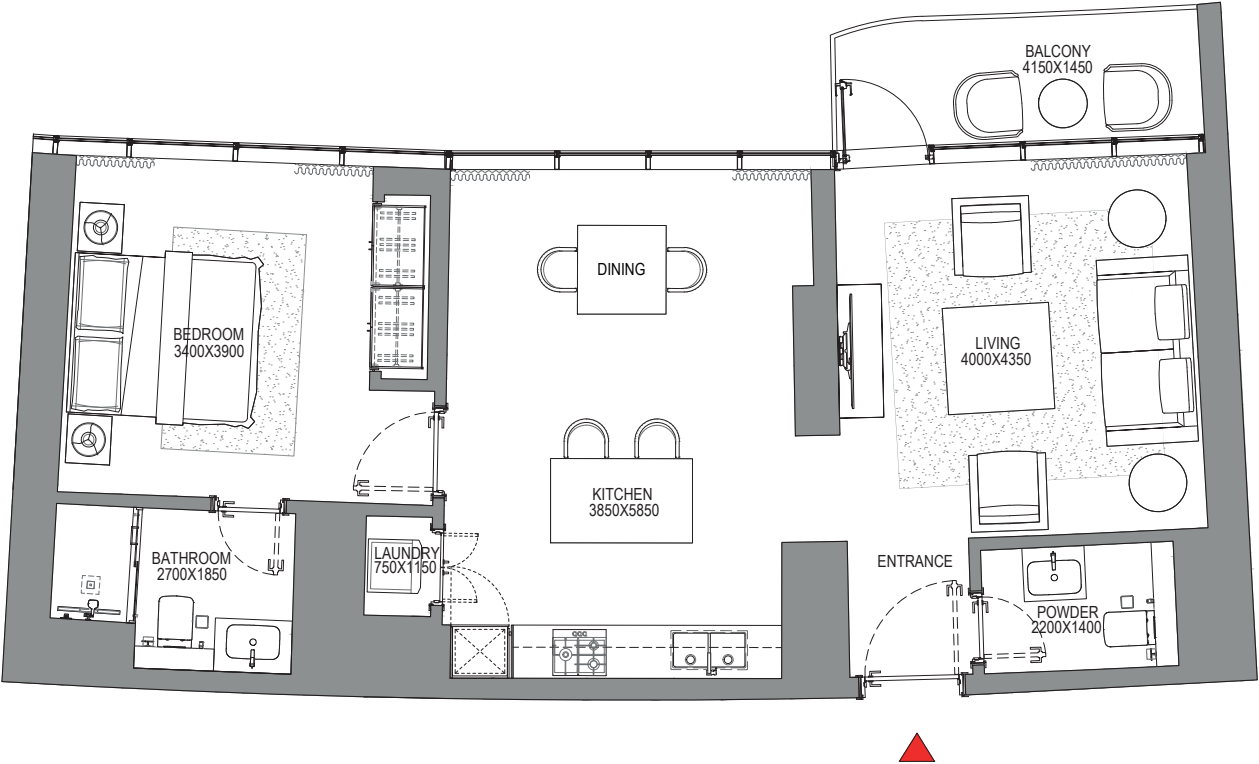
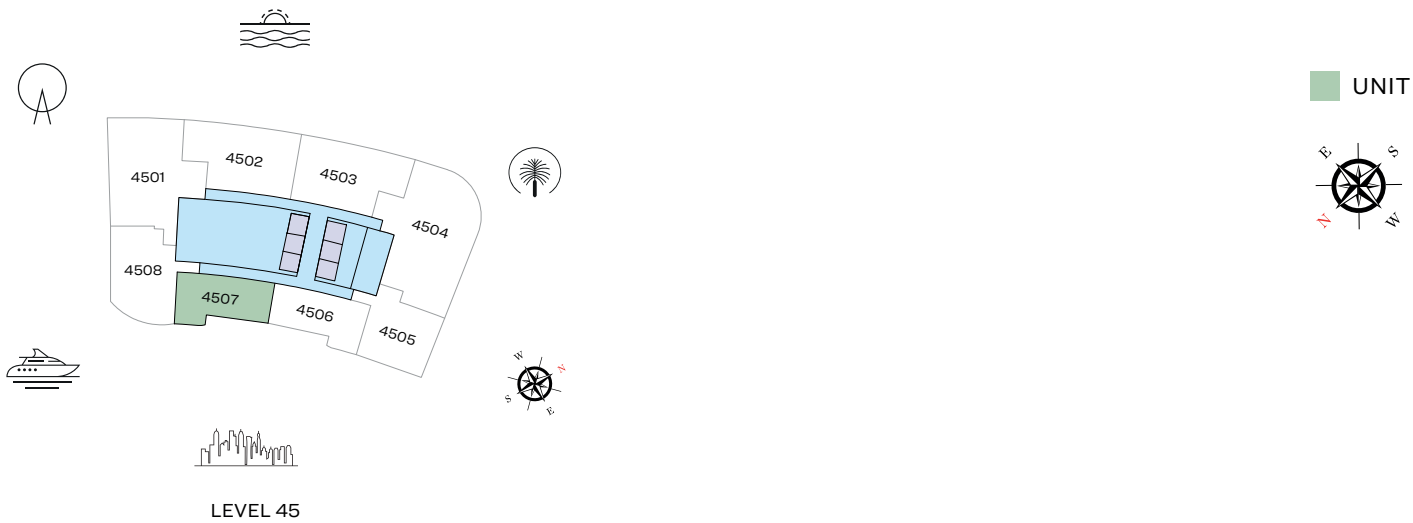
Disclaimer: 1. All dimensions are in metric, measured to wall finishes. 2. All materials, dimensions & drawings are approximate. 3. Information is subject to change without notice, at developer's absolute discretion. 4. Actual area may vary from the stated area. 5. Drawing are not to scale. 6. All images used are for illustrative purpose only and do not represent the actual size, features, specifications, fittings and furnishings. 7. The developer reserves the right to make revisions/ alterations, at its absolute discretion, without any liability whatsoever.

1 BEDROOM APARTMENT

TYPE B (with powder room + balcony)

TOTAL SALEABLE AREA

SUITE = 834.63 SQ.FT.
BALCONY = 68.46 SQ.FT.
TOTAL = 903.09 SQ.FT.



List of unit numbers with this unit plan:

VIEWS

Marina, Marina Skyline
4507

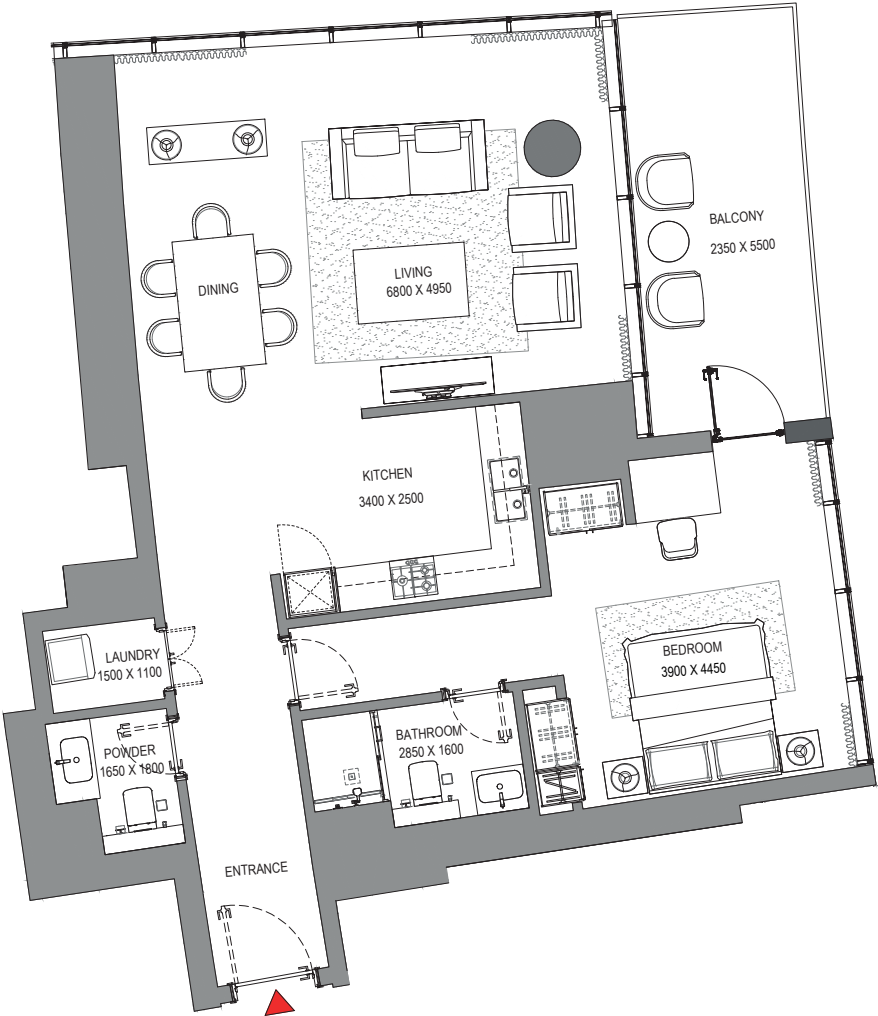
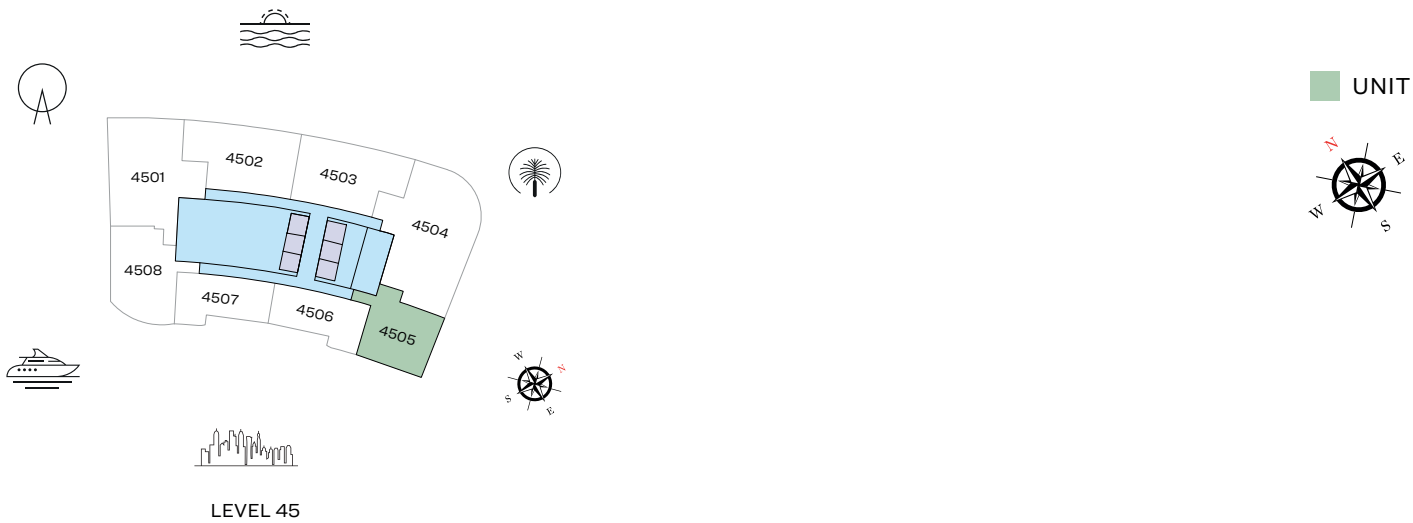
Disclaimer: 1. All dimensions are in metric, measured to wall finishes. 2. All materials, dimensions & drawings are approximate. 3. Information is subject to change without notice, at developer's absolute discretion. 4. Actual area may vary from the stated area. 5. Drawing are not to scale. 6. All images used are for illustrative purpose only and do not represent the actual size, features, specifications, fittings and furnishings. 7. The developer reserves the right to make revisions/ alterations, at its absolute discretion, without any liability whatsoever.

1 BEDROOM APARTMENT

TYPE C (with powder room + balcony)

TOTAL SALEABLE AREA

SUITE = 1,047.87 SQ.FT.
BALCONY = 151.88 SQ.FT.
TOTAL = 1,199.75 SQ.FT.



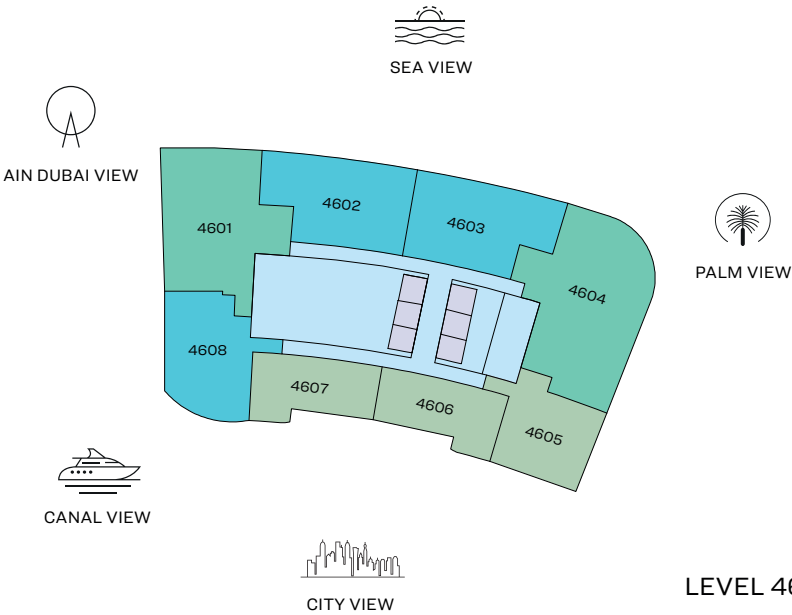
List of unit numbers with this unit plan:

VIEWS

Marina, Marina Skyline
4505

Disclaimer: 1. All dimensions are in metric, measured to wall finishes. 2. All materials, dimensions & drawings are approximate. 3. Information is subject to change without notice, at developer's absolute discretion. 4. Actual area may vary from the stated area. 5. Drawing are not to scale. 6. All images used are for illustrative purpose only and do not represent the actual size, features, specifications, fittings and furnishings. 7. The developer reserves the right to make revisions/ alterations, at its absolute discretion, without any liability whatsoever.

FLOOR PLAN LAYOUT
TOWER A



- 1 BED UNIT
- 2 BED UNIT
- 3 BED UNIT
- LOBBIES, CORRIDORS & STAIRS
- LIFTS

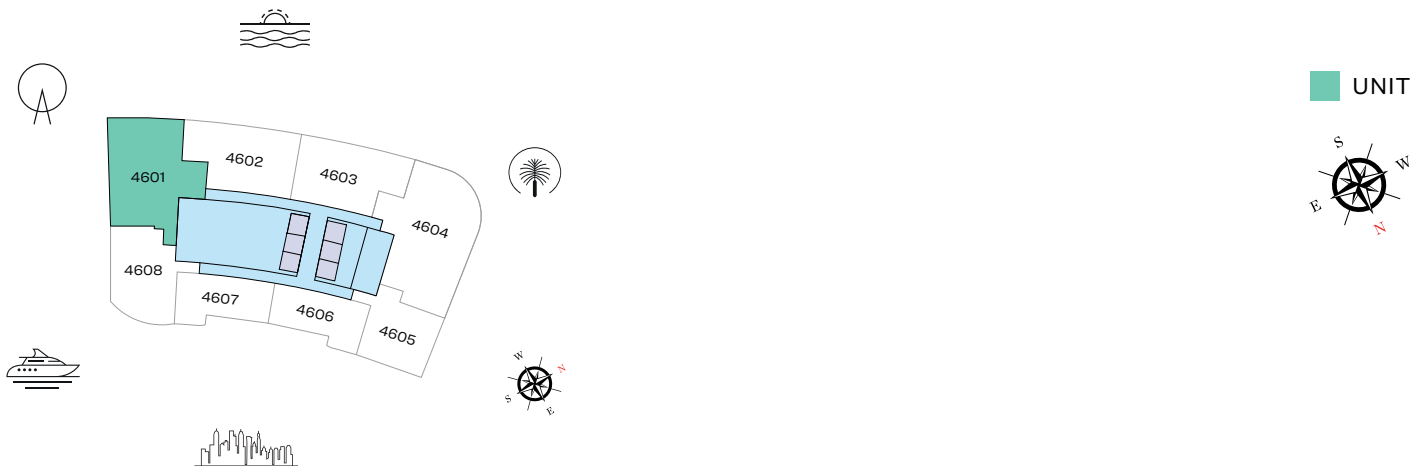
Disclaimer: 1. All dimensions are in metric, measured to wall finishes. 2. All materials, dimensions & drawings are approximate. 3. Information is subject to change without notice, at developer's absolute discretion. 4. Actual area may vary from the stated area. 5. Drawing are not to scale. 6. All images used are for illustrative purpose only and do not represent the actual size, features, specifications, fittings and furnishings. 7. The developer reserves the right to make revisions/ alterations, at its absolute discretion, without any liability whatsoever.

3 BEDROOM APARTMENT

TYPE A (with maid room and powder room + balcony)

TOTAL SALEABLE AREA

SUITE = 2,110.37 SQ.FT.
BALCONY = 222.81 SQ.FT.
TOTAL = 2,333.18 SQ.FT.



LEVEL 46



List of unit numbers with this unit plan:

VIEWS

Blue waters, Ain Dubai, Palm Jumeirah, Harbour, JBR Beach, Marina, Sea, Marina Skyline, Skydive 4601

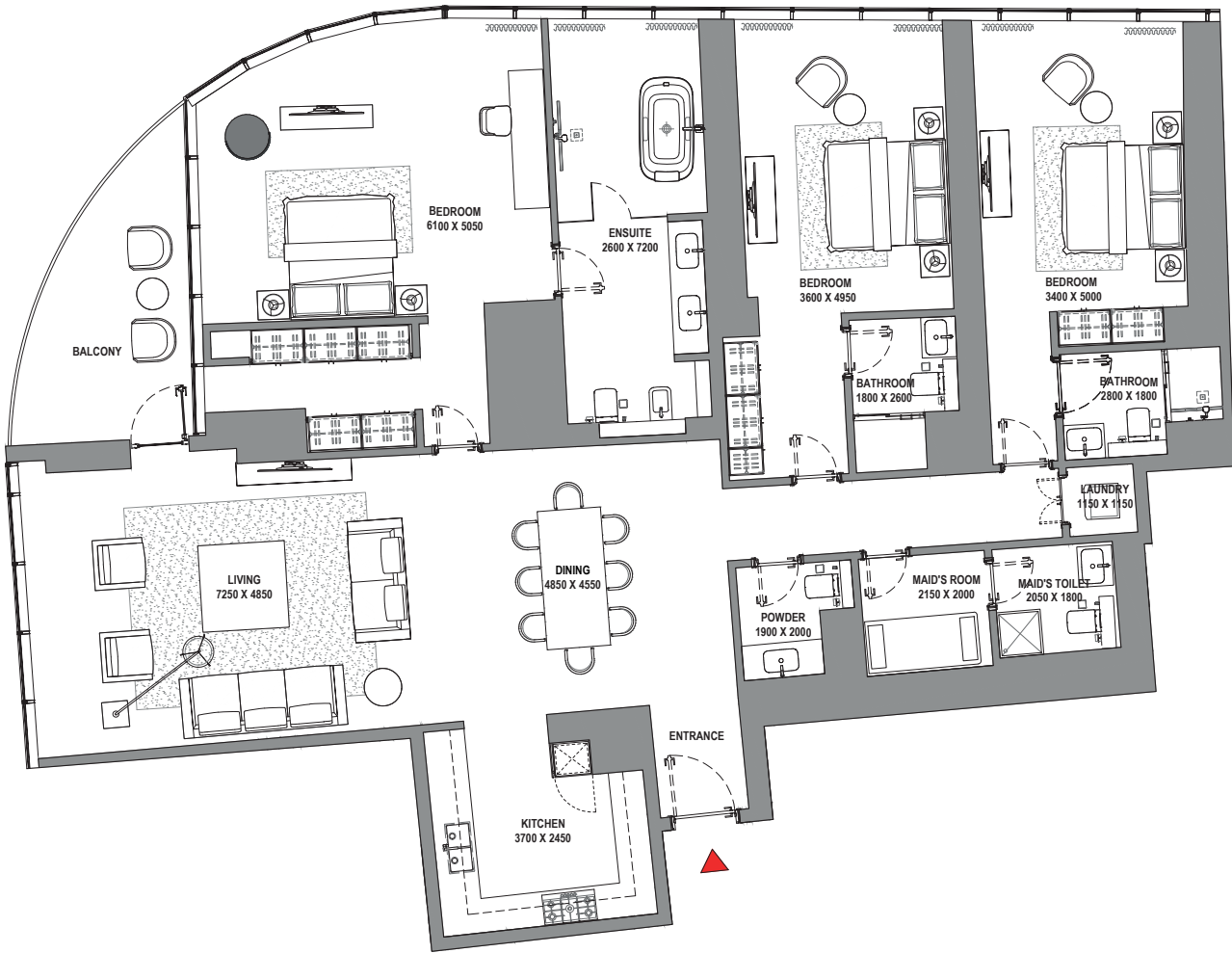

Disclaimer: 1. All dimensions are in metric, measured to wall finishes. 2. All materials, dimensions & drawings are approximate. 3. Information is subject to change without notice, at developer's absolute discretion. 4. Actual area may vary from the stated area. 5. Drawing are not to scale. 6. All images used are for illustrative purpose only and do not represent the actual size, features, specifications, fittings and furnishings. 7. The developer reserves the right to make revisions/ alterations, at its absolute discretion, without any liability whatsoever.

3 BEDROOM APARTMENT

TYPE C (with maid room and powder room + balcony)

TOTAL SALEABLE AREA

SUITE = 2,545.02 SQ.FT.
BALCONY = 145.85 SQ.FT.
TOTAL = 2,690.87 SQ.FT.



List of unit numbers with this unit plan:

VIEWS

Palm Jumeirah, Harbour, Sea, Skydive
4604

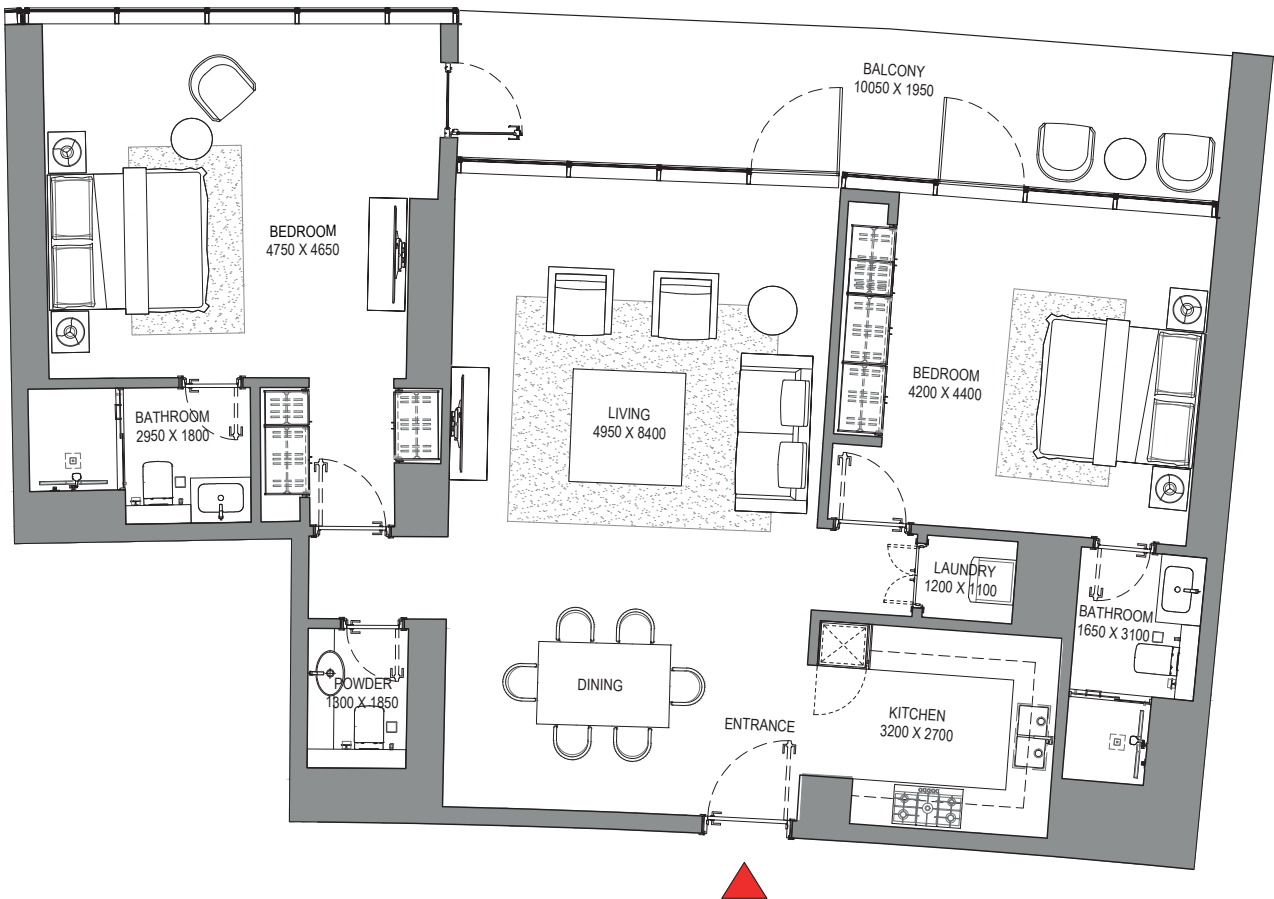

Disclaimer: 1. All dimensions are in metric, measured to wall finishes. 2. All materials, dimensions & drawings are approximate. 3. Information is subject to change without notice, at developer's absolute discretion. 4. Actual area may vary from the stated area. 5. Drawing are not to scale. 6. All images used are for illustrative purpose only and do not represent the actual size, features, specifications, fittings and furnishings. 7. The developer reserves the right to make revisions/ alterations, at its absolute discretion, without any liability whatsoever.

2 BEDROOM APARTMENT

TYPE A (with powder room + balcony)

TOTAL SALEABLE AREA

SUITE = 1,415.24 SQ.FT.
BALCONY = 236.16 SQ.FT.
TOTAL = 1,651.40 SQ.FT.



List of unit numbers with this unit plan:

VIEWS

Blue waters, Ain Dubai, Palm Jumeirah, Harbour, Sea, Skydive
4602

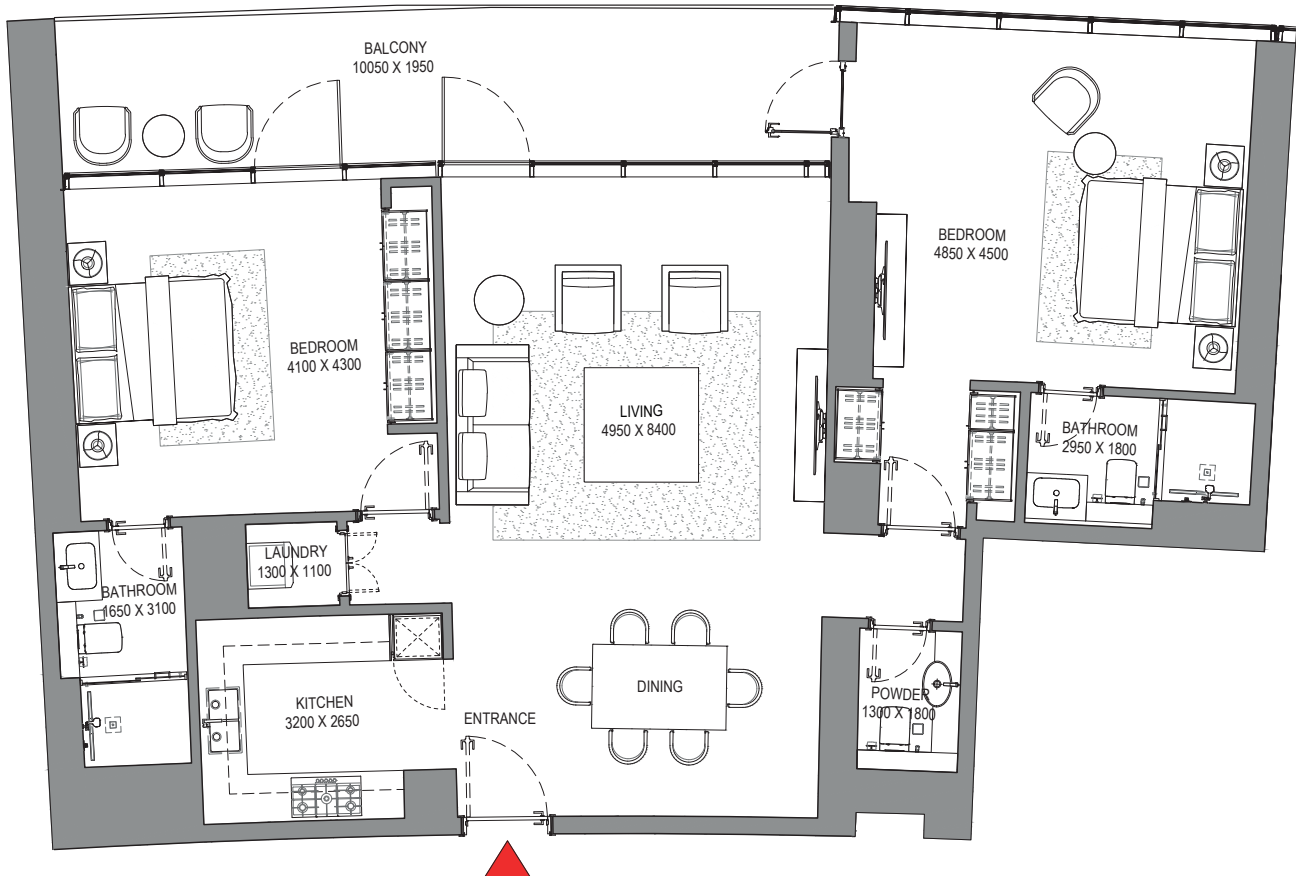

Disclaimer: 1. All dimensions are in metric, measured to wall finishes. 2. All materials, dimensions & drawings are approximate. 3. Information is subject to change without notice, at developer's absolute discretion. 4. Actual area may vary from the stated area. 5. Drawing are not to scale. 6. All images used are for illustrative purpose only and do not represent the actual size, features, specifications, fittings and furnishings. 7. The developer reserves the right to make revisions/ alterations, at its absolute discretion, without any liability whatsoever.

2 BEDROOM APARTMENT

TYPE B (with powder room + balcony)

TOTAL SALEABLE AREA

SUITE = 1,398.02 SQ.FT.
BALCONY = 239.82 SQ.FT.
TOTAL = 1,637.84 SQ.FT.



List of unit numbers with this unit plan:

VIEWS

Palm Jumeirah, Harbour, Sea, Skydive
4603

Disclaimer: 1. All dimensions are in metric, measured to wall finishes. 2. All materials, dimensions & drawings are approximate. 3. Information is subject to change without notice, at developer's absolute discretion. 4. Actual area may vary from the stated area. 5. Drawing are not to scale. 6. All images used are for illustrative purpose only and do not represent the actual size, features, specifications, fittings and furnishings. 7. The developer reserves the right to make revisions/ alterations, at its absolute discretion, without any liability whatsoever.

2 BEDROOM APARTMENT

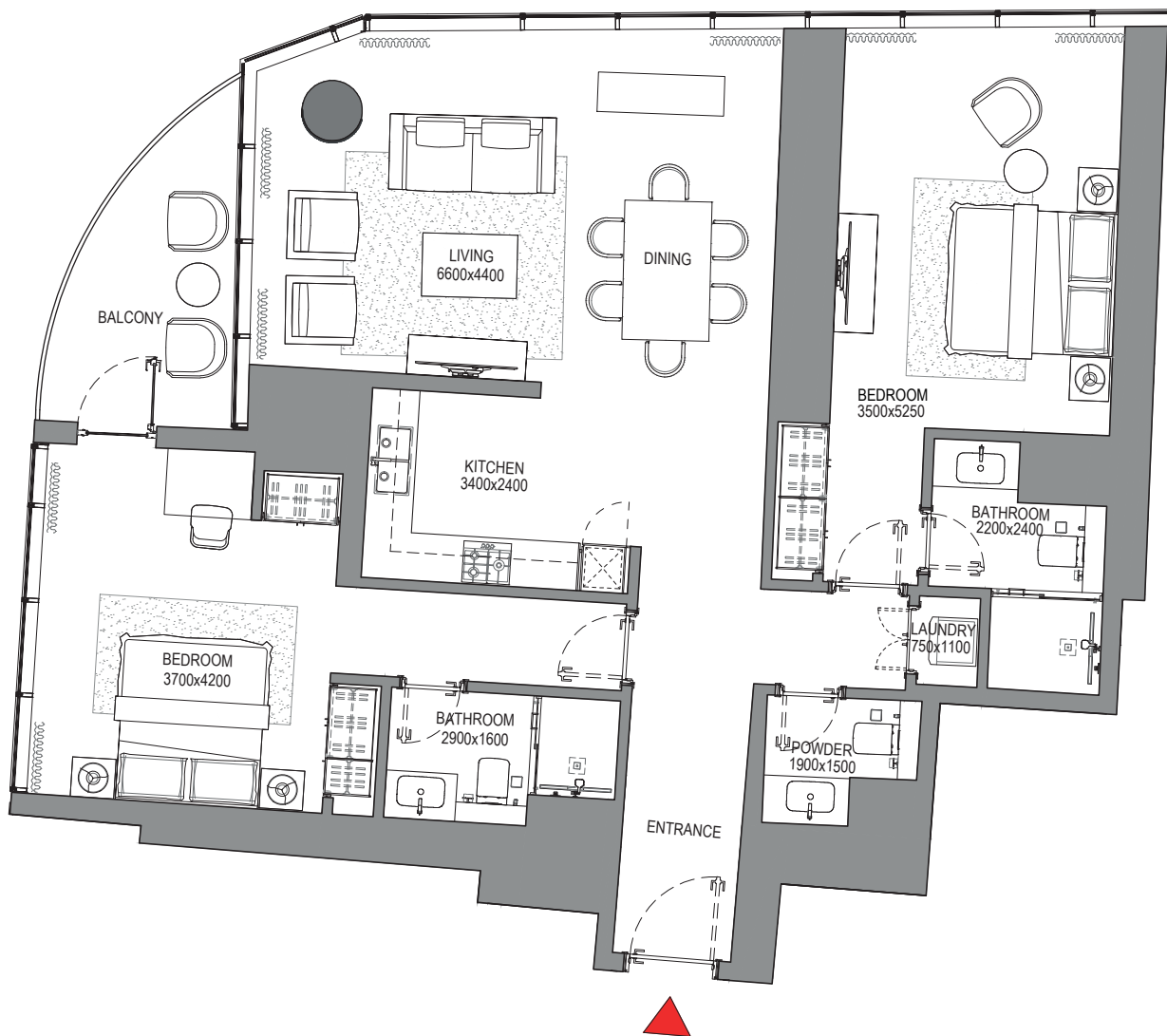

TYPE D (with powder room + balcony)

TOTAL SALEABLE AREA

SUITE = 1,340.11 SQ.FT.

BALCONY = 88.8 SQ.FT.

TOTAL = 1,428.91 SQ.FT.



List of unit numbers with this unit plan:

VIEWS

Blue waters, Ain Dubai, JBR Beach, Marina, Sea
4608

Disclaimer: 1. All dimensions are in metric, measured to wall finishes. 2. All materials, dimensions & drawings are approximate. 3. Information is subject to change without notice, at developer's absolute discretion. 4. Actual area may vary from the stated area. 5. Drawing are not to scale. 6. All images used are for illustrative purpose only and do not represent the actual size, features, specifications, fittings and furnishings. 7. The developer reserves the right to make revisions/ alterations, at its absolute discretion, without any liability whatsoever.

1 BEDROOM APARTMENT

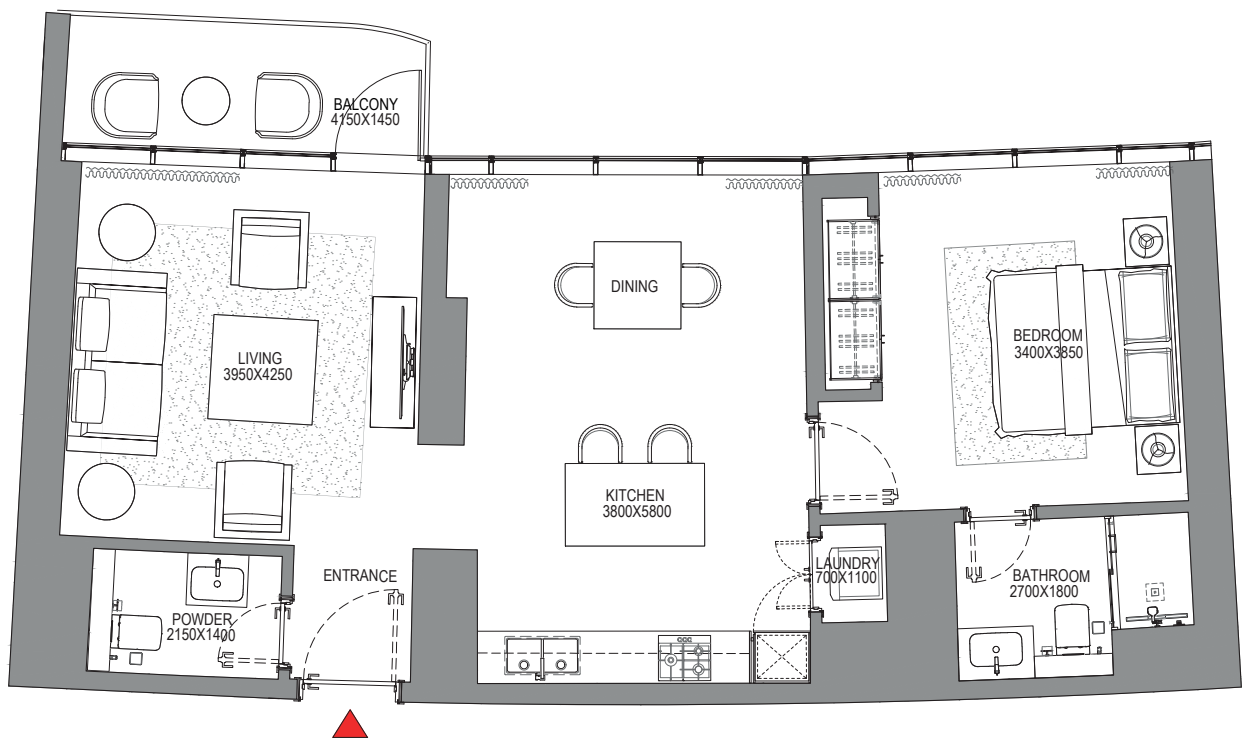
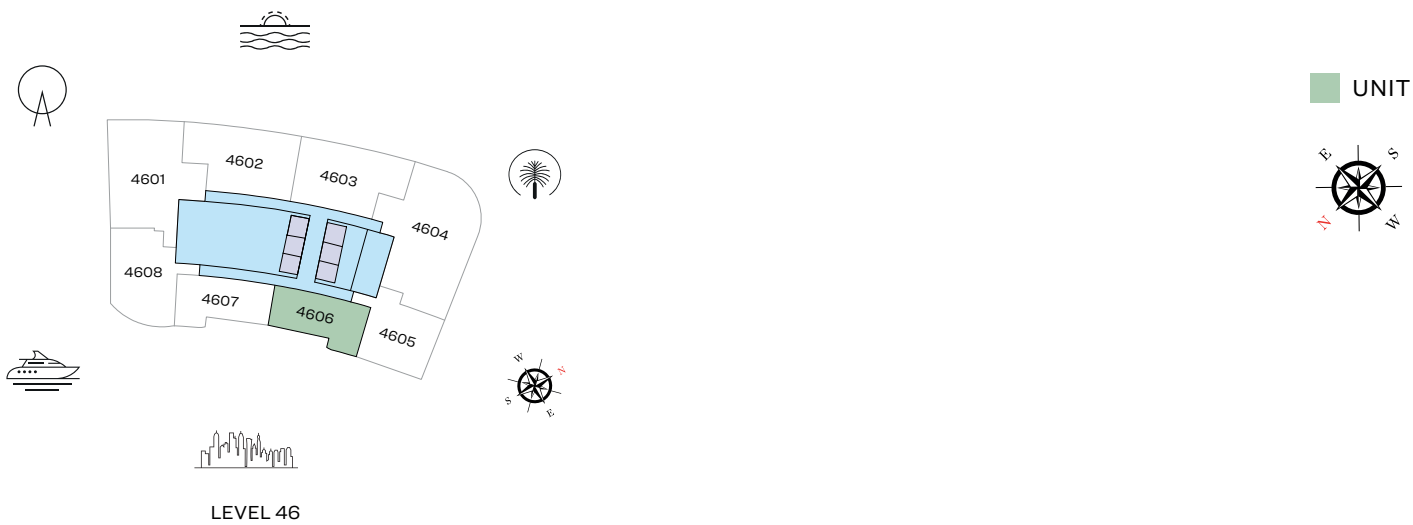
TYPE A (with powder room + balcony)

TOTAL SALEABLE AREA

SUITE = 836.25 SQ.FT.

BALCONY = 70.61 SQ.FT.

TOTAL = 906.86 SQ.FT.



List of unit numbers with this unit plan:

VIEWS

Marina, Marina Skyline
4606

Disclaimer: 1. All dimensions are in metric, measured to wall finishes. 2. All materials, dimensions & drawings are approximate. 3. Information is subject to change without notice, at developer's absolute discretion. 4. Actual area may vary from the stated area. 5. Drawing are not to scale. 6. All images used are for illustrative purpose only and do not represent the actual size, features, specifications, fittings and furnishings. 7. The developer reserves the right to make revisions/ alterations, at its absolute discretion, without any liability whatsoever.

1 BEDROOM APARTMENT

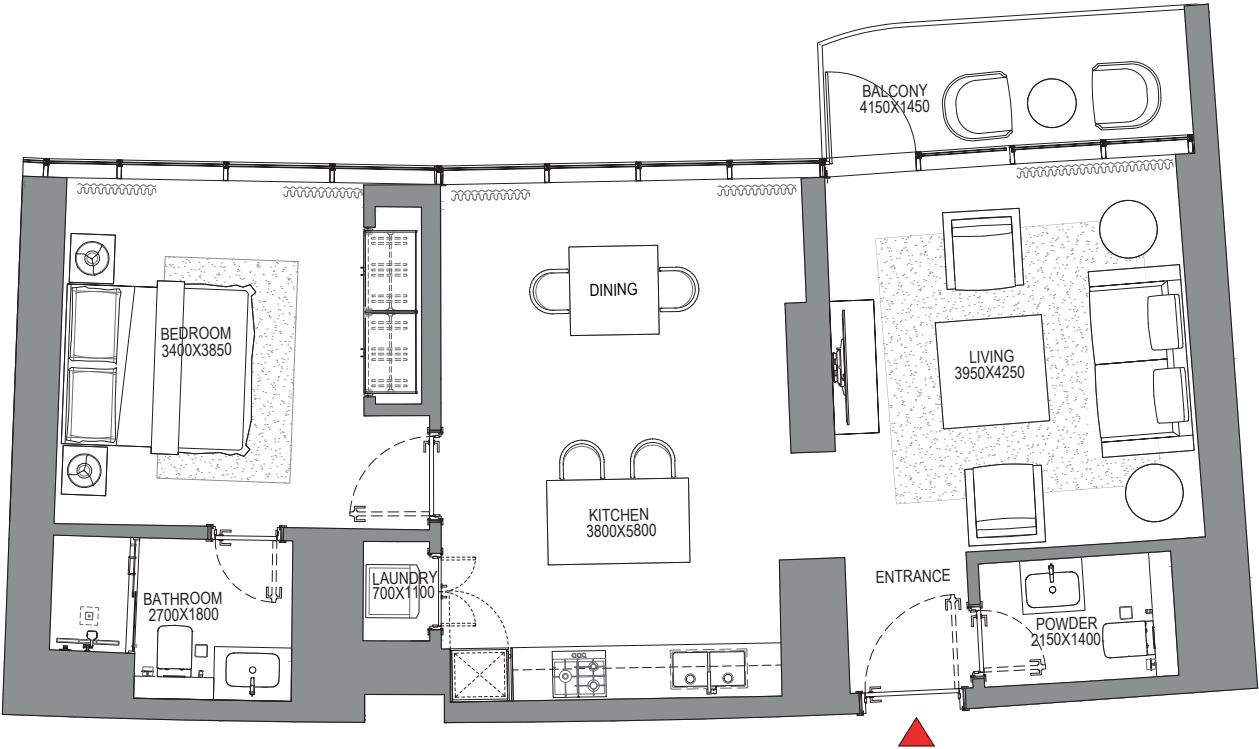
TYPE B (with powder room + balcony)

TOTAL SALEABLE AREA

SUITE = 834.53 SQ.FT.
BALCONY = 68.46 SQ.FT.
TOTAL = 902.99 SQ.FT.



LEVEL 46



List of unit numbers with this unit plan:

VIEWS

Marina, Marina Skyline
4607

Disclaimer: 1. All dimensions are in metric, measured to wall finishes. 2. All materials, dimensions & drawings are approximate. 3. Information is subject to change without notice, at developer's absolute discretion. 4. Actual area may vary from the stated area. 5. Drawing are not to scale. 6. All images used are for illustrative purpose only and do not represent the actual size, features, specifications, fittings and furnishings. 7. The developer reserves the right to make revisions/ alterations, at its absolute discretion, without any liability whatsoever.

1 BEDROOM APARTMENT

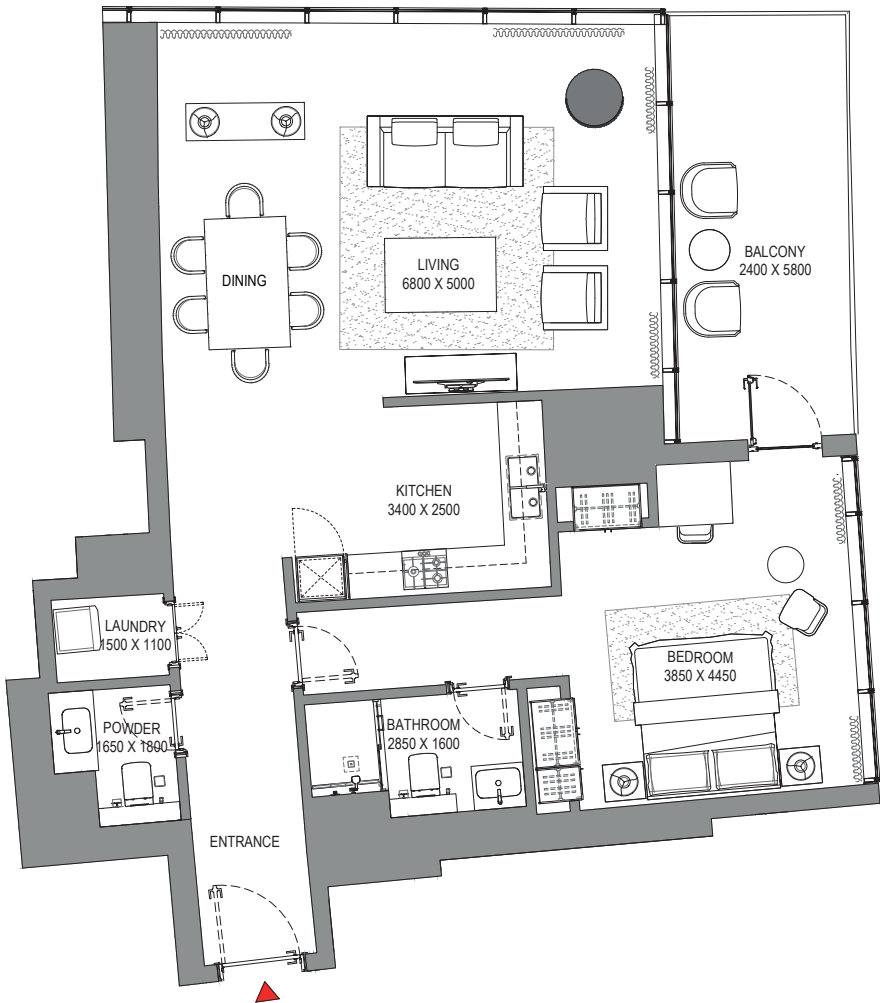
TYPE C (with powder room + balcony)

TOTAL SALEABLE AREA

SUITE = 1,052.71 SQ.FT.
BALCONY = 152.09 SQ.FT.
TOTAL = 1,204.80 SQ.FT.



LEVEL 46



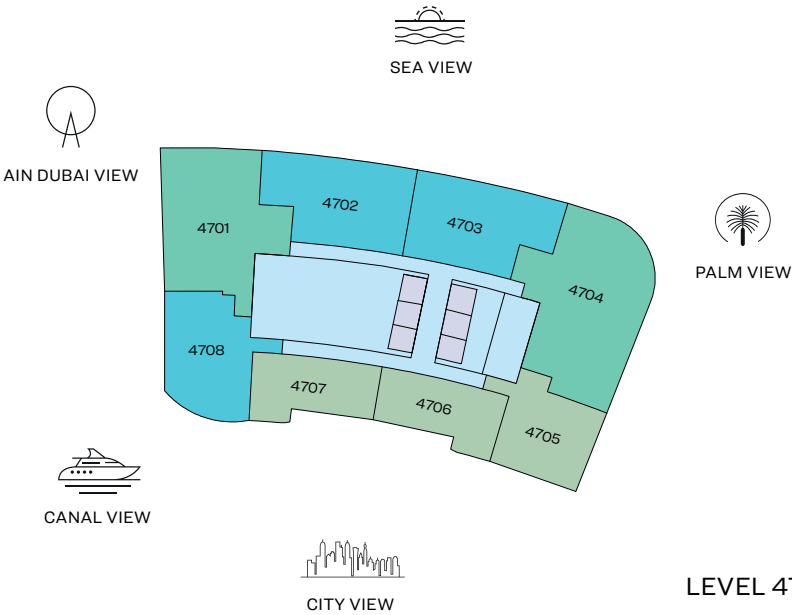
List of unit numbers with this unit plan:

VIEWS

Marina, Marina Skyline
4605

Disclaimer: 1. All dimensions are in metric, measured to wall finishes. 2. All materials, dimensions & drawings are approximate. 3. Information is subject to change without notice, at developer's absolute discretion. 4. Actual area may vary from the stated area. 5. Drawing are not to scale. 6. All images used are for illustrative purpose only and do not represent the actual size, features, specifications, fittings and furnishings. 7. The developer reserves the right to make revisions/ alterations, at its absolute discretion, without any liability whatsoever.

FLOOR PLAN LAYOUT
TOWER A



- 1 BED UNIT
- 2 BED UNIT
- 3 BED UNIT
- LOBBIES, CORRIDORS & STAIRS
- LIFTS

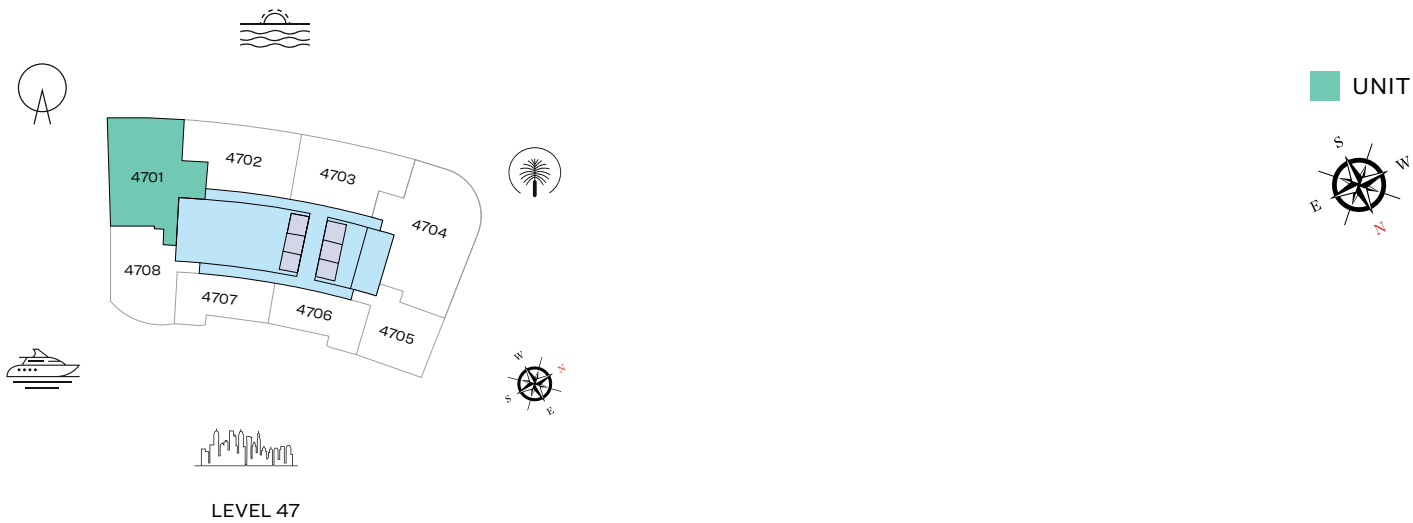
Disclaimer: 1. All dimensions are in metric, measured to wall finishes. 2. All materials, dimensions & drawings are approximate. 3. Information is subject to change without notice, at developer's absolute discretion. 4. Actual area may vary from the stated area. 5. Drawing are not to scale. 6. All images used are for illustrative purpose only and do not represent the actual size, features, specifications, fittings and furnishings. 7. The developer reserves the right to make revisions/ alterations, at its absolute discretion, without any liability whatsoever.

3 BEDROOM APARTMENT

TYPE A (with maid room and powder room + balcony)

TOTAL SALEABLE AREA

SUITE = 2,136.96 SQ.FT.
BALCONY = 227.76 SQ.FT.
TOTAL = 2,364.72 SQ.FT.



List of unit numbers with this unit plan:

VIEWS

Blue waters, Ain Dubai, Palm Jumeirah, Harbour, JBR Beach, Marina, Sea, Marina Skyline, Skydive
4701

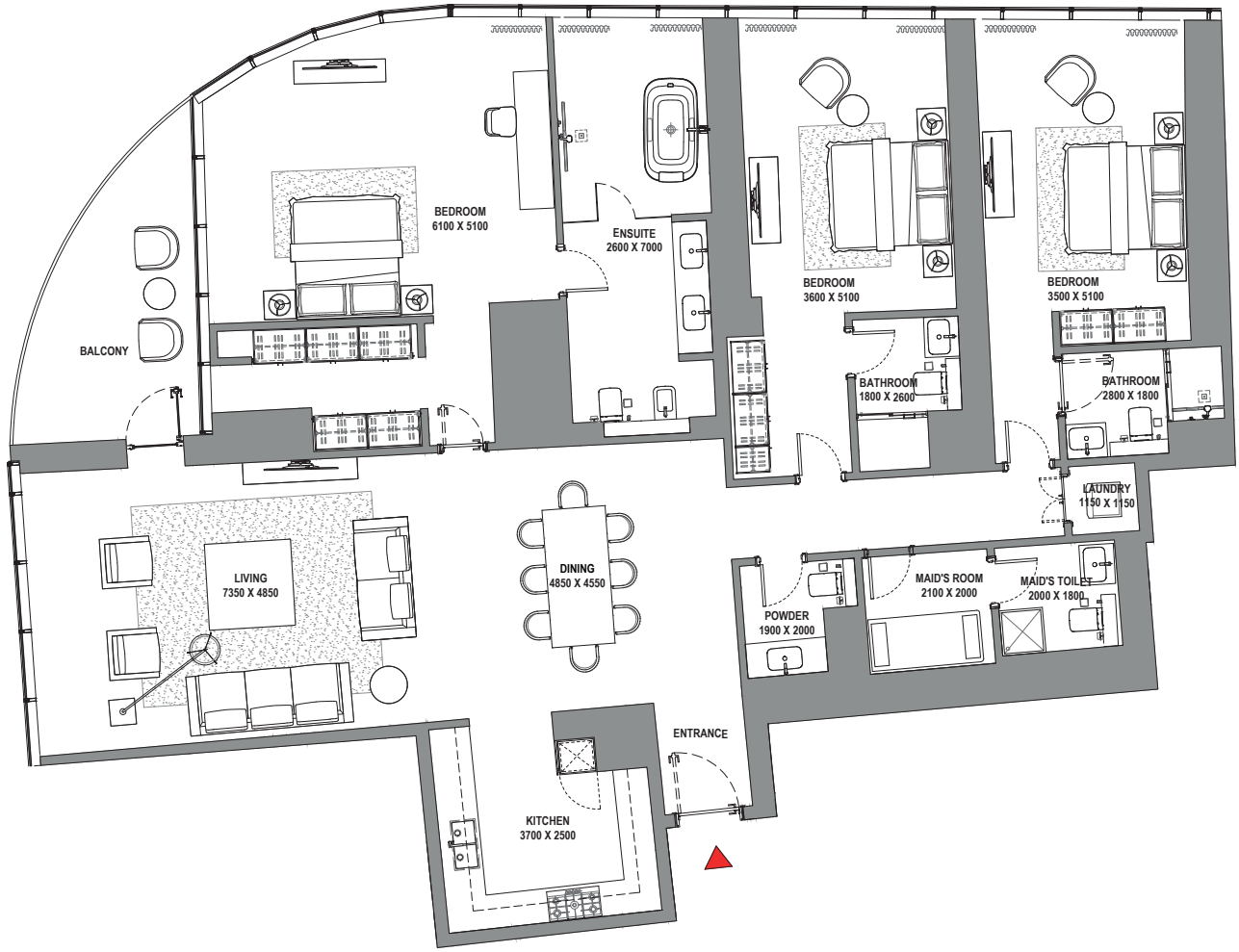

Disclaimer: 1. All dimensions are in metric, measured to wall finishes. 2. All materials, dimensions & drawings are approximate. 3. Information is subject to change without notice, at developer's absolute discretion. 4. Actual area may vary from the stated area. 5. Drawing are not to scale. 6. All images used are for illustrative purpose only and do not represent the actual size, features, specifications, fittings and furnishings. 7. The developer reserves the right to make revisions/ alterations, at its absolute discretion, without any liability whatsoever.

3 BEDROOM APARTMENT

TYPE C (with maid room and powder room + balcony)

TOTAL SALEABLE AREA

SUITE = 2,561.81 SQ.FT.
BALCONY = 150.80 SQ.FT.
TOTAL = 2,712.61 SQ.FT.



List of unit numbers with this unit plan:

VIEWS

Palm Jumeirah, Harbour, Sea, Skydive
4704

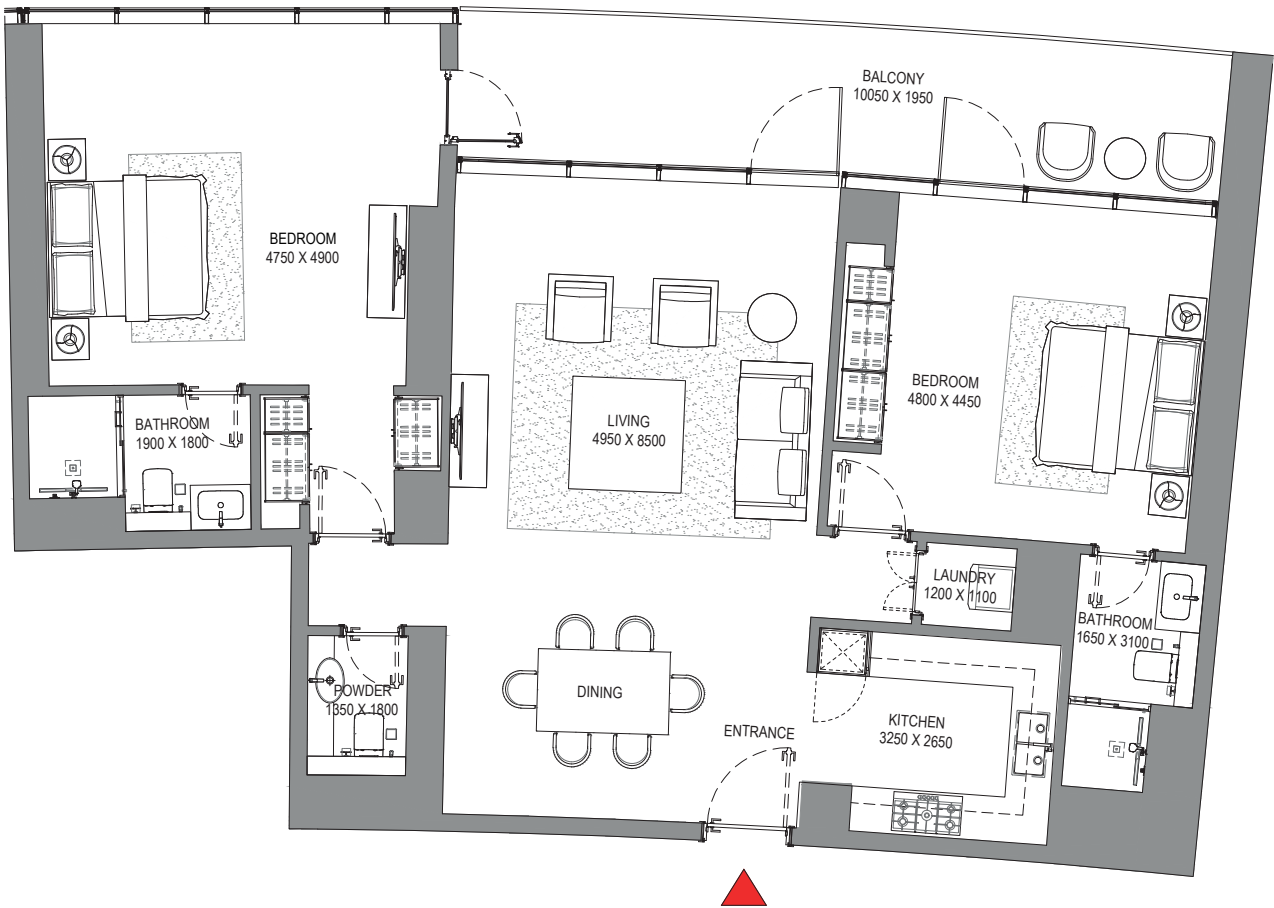

Disclaimer: 1. All dimensions are in metric, measured to wall finishes. 2. All materials, dimensions & drawings are approximate. 3. Information is subject to change without notice, at developer's absolute discretion. 4. Actual area may vary from the stated area. 5. Drawing are not to scale. 6. All images used are for illustrative purpose only and do not represent the actual size, features, specifications, fittings and furnishings. 7. The developer reserves the right to make revisions/ alterations, at its absolute discretion, without any liability whatsoever.

2 BEDROOM APARTMENT

TYPE A (with powder room + balcony)

TOTAL SALEABLE AREA

SUITE = 1,433.11 SQ.FT.
BALCONY = 236.27 SQ.FT.
TOTAL = 1,669.38 SQ.FT.



List of unit numbers with this unit plan:

VIEWS

Blue waters, Ain Dubai, Palm Jumeirah, Harbour, Sea, Skydive
4702

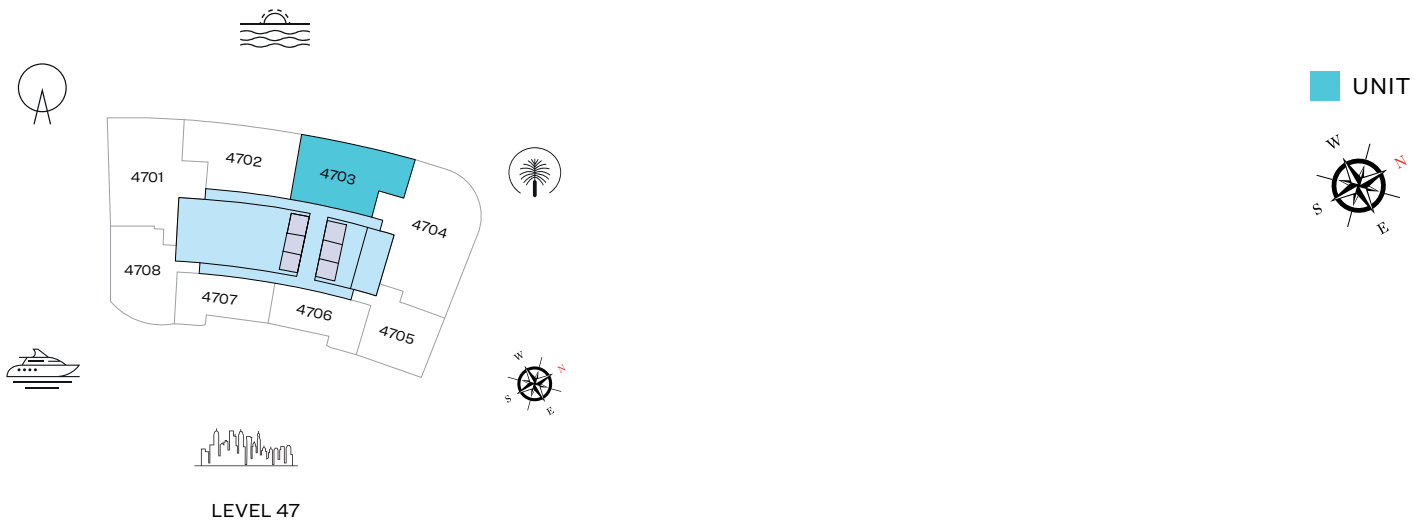
Disclaimer: 1. All dimensions are in metric, measured to wall finishes. 2. All materials, dimensions & drawings are approximate. 3. Information is subject to change without notice, at developer's absolute discretion. 4. Actual area may vary from the stated area. 5. Drawing are not to scale. 6. All images used are for illustrative purpose only and do not represent the actual size, features, specifications, fittings and furnishings. 7. The developer reserves the right to make revisions/ alterations, at its absolute discretion, without any liability whatsoever.

2 BEDROOM APARTMENT

TYPE B (with powder room + balcony)

TOTAL SALEABLE AREA

SUITE = 1,415.56 SQ.FT.
BALCONY = 240.04 SQ.FT.
TOTAL = 1,655.60 SQ.FT.



List of unit numbers with this unit plan:

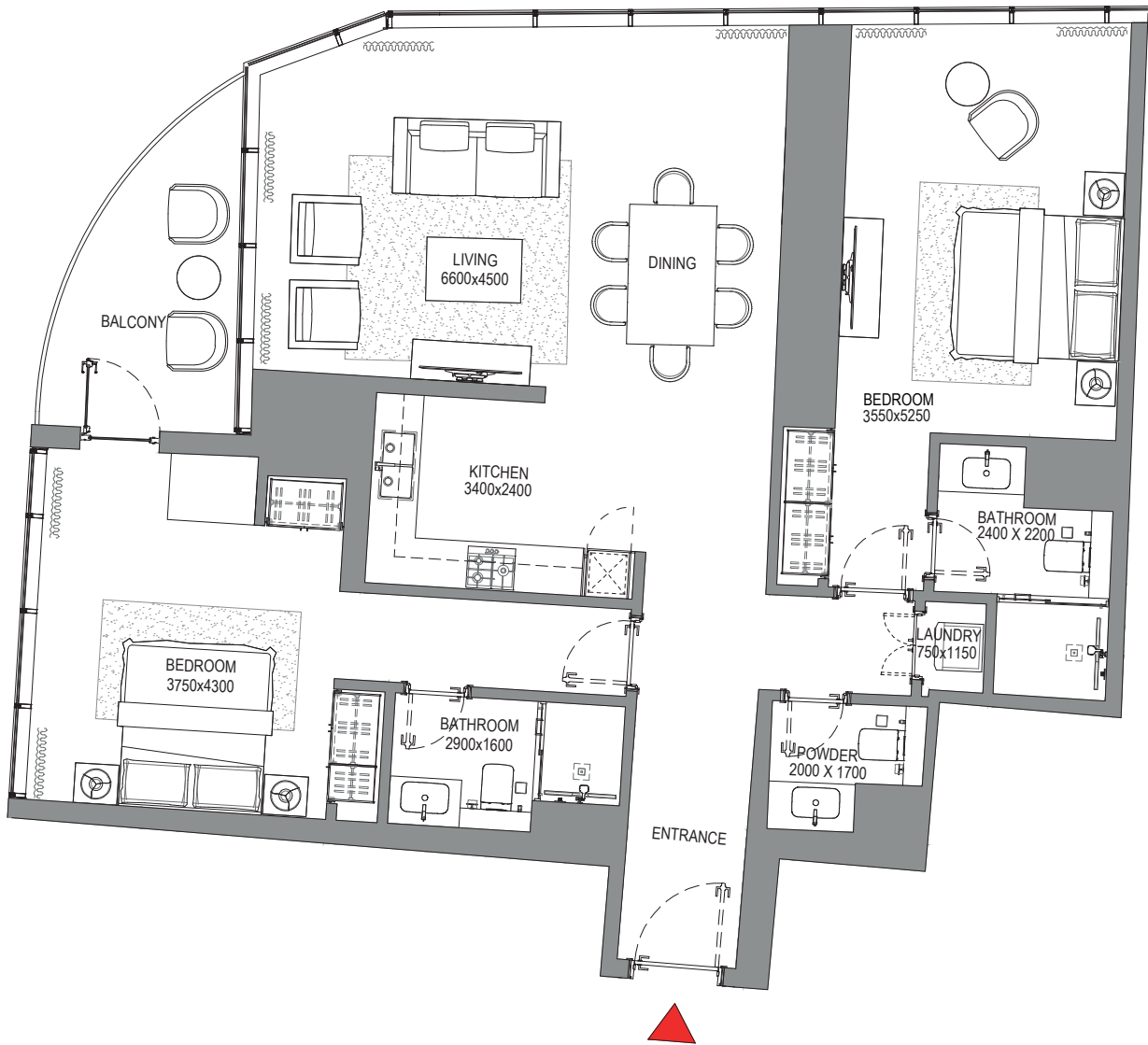
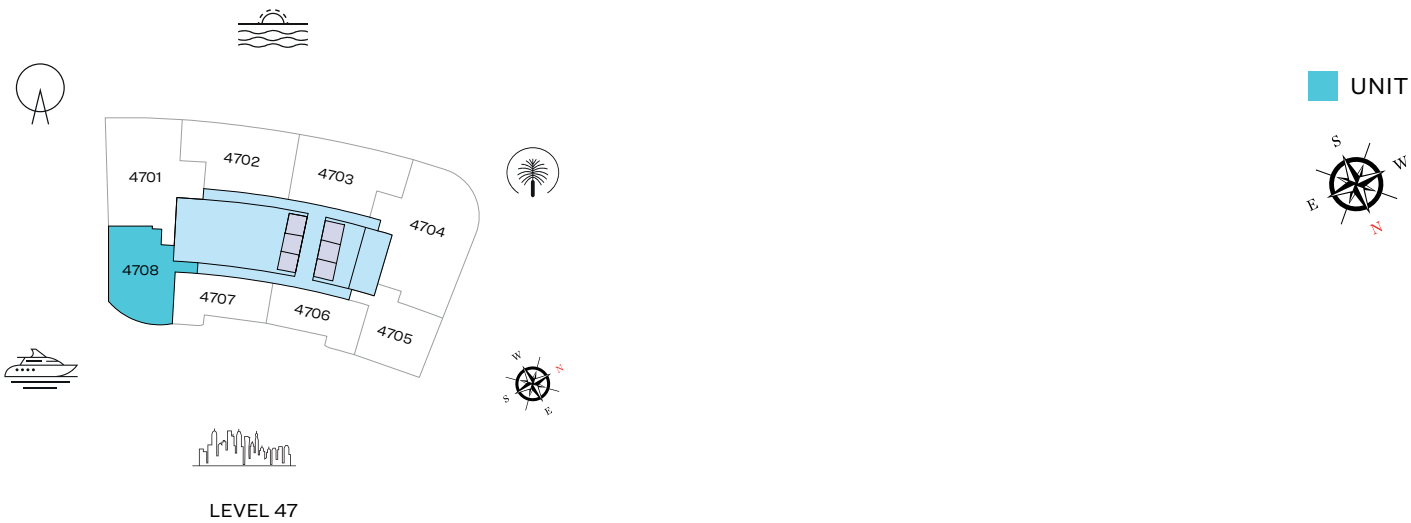
VIEWS

Palm Jumeirah, Harbour, Sea, Skydive
4703

Disclaimer: 1. All dimensions are in metric, measured to wall finishes. 2. All materials, dimensions & drawings are approximate. 3. Information is subject to change without notice, at developer's absolute discretion. 4. Actual area may vary from the stated area. 5. Drawing are not to scale. 6. All images used are for illustrative purpose only and do not represent the actual size, features, specifications, fittings and furnishings. 7. The developer reserves the right to make revisions/ alterations, at its absolute discretion, without any liability whatsoever.

2 BEDROOM APARTMENT
TYPE D (with powder room + balcony)

TOTAL SALEABLE AREA
SUITE = 1,351.73 SQ.FT.
BALCONY = 91.82 SQ.FT.
TOTAL = 1,443.55 SQ.FT.



List of unit numbers with this unit plan:

VIEWS

Blue waters, Ain Dubai, JBR Beach, Marina, Sea
4708

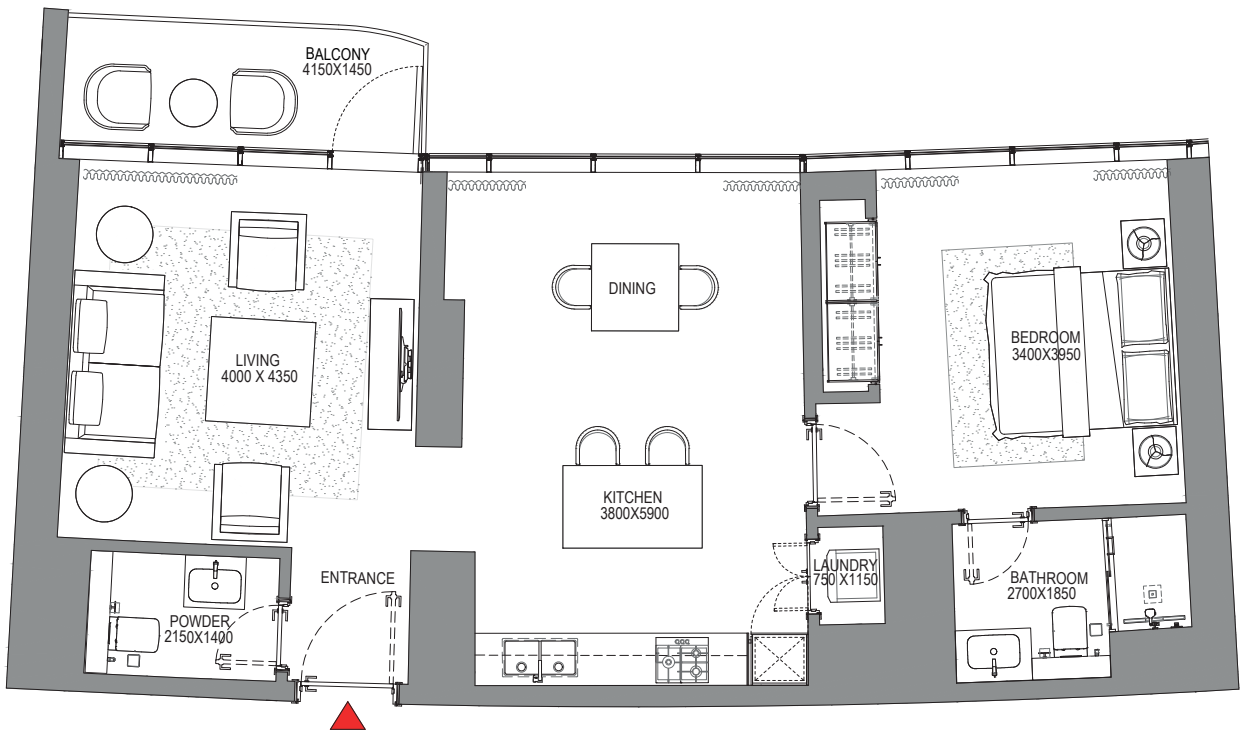
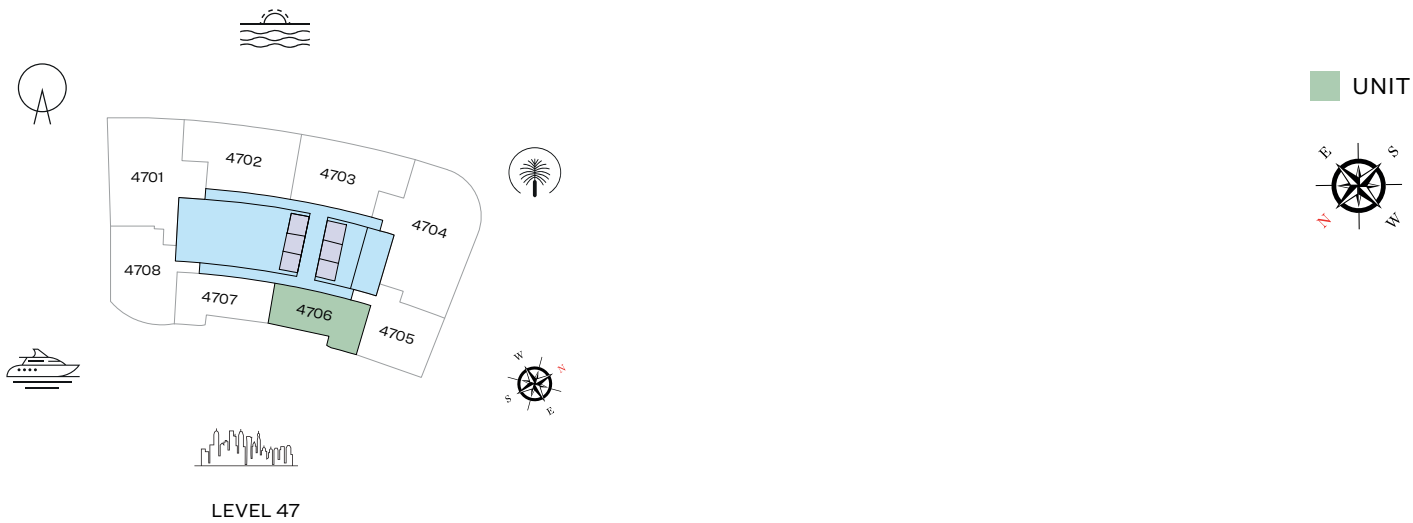
Disclaimer: 1. All dimensions are in metric, measured to wall finishes. 2. All materials, dimensions & drawings are approximate. 3. Information is subject to change without notice, at developer's absolute discretion. 4. Actual area may vary from the stated area. 5. Drawing are not to scale. 6. All images used are for illustrative purpose only and do not represent the actual size, features, specifications, fittings and furnishings. 7. The developer reserves the right to make revisions/ alterations, at its absolute discretion, without any liability whatsoever.

1 BEDROOM APARTMENT

TYPE A (with powder room + balcony)

TOTAL SALEABLE AREA

SUITE = 843.35 SQ.FT.
BALCONY = 68.24 SQ.FT.
TOTAL = 911.59 SQ.FT.



List of unit numbers with this unit plan:

VIEWS

Marina, Marina Skyline
4706

Disclaimer: 1. All dimensions are in metric, measured to wall finishes. 2. All materials, dimensions & drawings are approximate. 3. Information is subject to change without notice, at developer's absolute discretion. 4. Actual area may vary from the stated area. 5. Drawing are not to scale. 6. All images used are for illustrative purpose only and do not represent the actual size, features, specifications, fittings and furnishings. 7. The developer reserves the right to make revisions/ alterations, at its absolute discretion, without any liability whatsoever.

1 BEDROOM APARTMENT

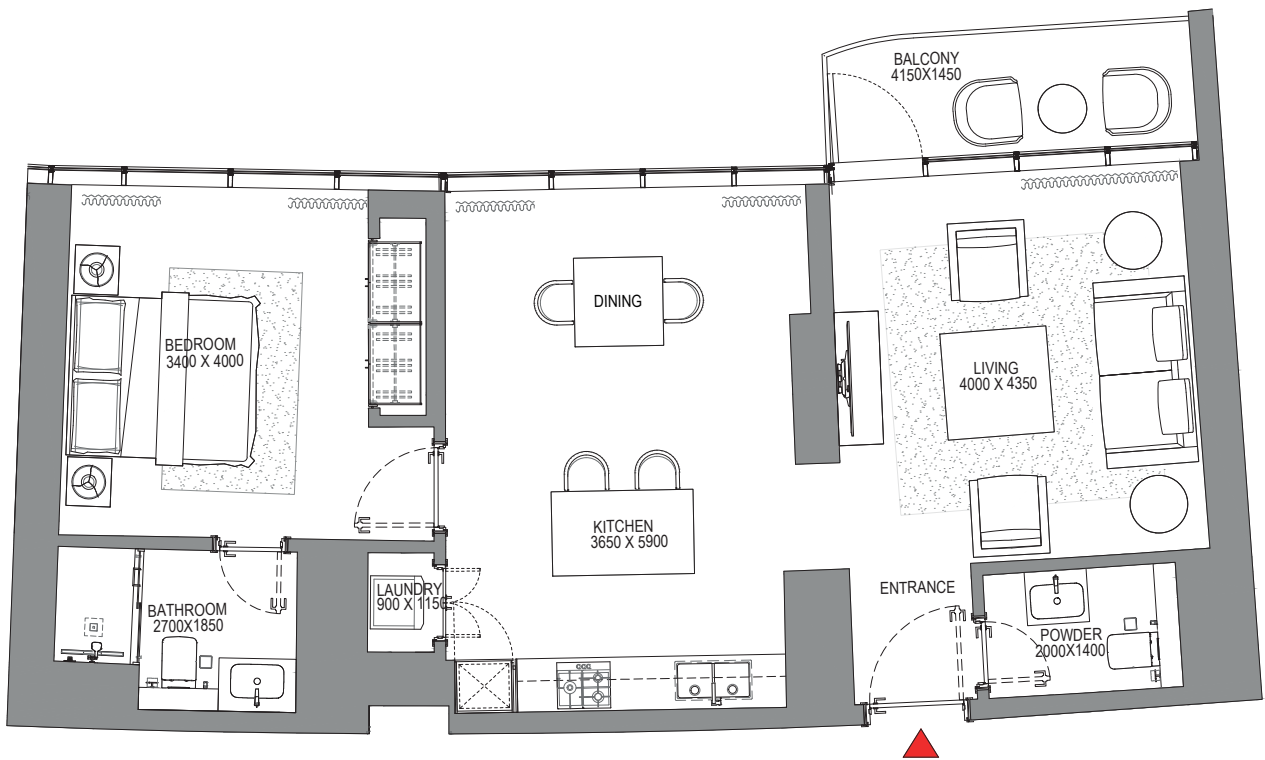
TYPE B (with powder room + balcony)

TOTAL SALEABLE AREA

SUITE = 841.63 SQ.FT.
BALCONY = 66.09 SQ.FT.
TOTAL = 907.72 SQ.FT.



LEVEL 47



List of unit numbers with this unit plan:

VIEWS

Marina, Marina Skyline
4707

Disclaimer: 1. All dimensions are in metric, measured to wall finishes. 2. All materials, dimensions & drawings are approximate. 3. Information is subject to change without notice, at developer's absolute discretion. 4. Actual area may vary from the stated area. 5. Drawing are not to scale. 6. All images used are for illustrative purpose only and do not represent the actual size, features, specifications, fittings and furnishings. 7. The developer reserves the right to make revisions/ alterations, at its absolute discretion, without any liability whatsoever.

1 BEDROOM APARTMENT

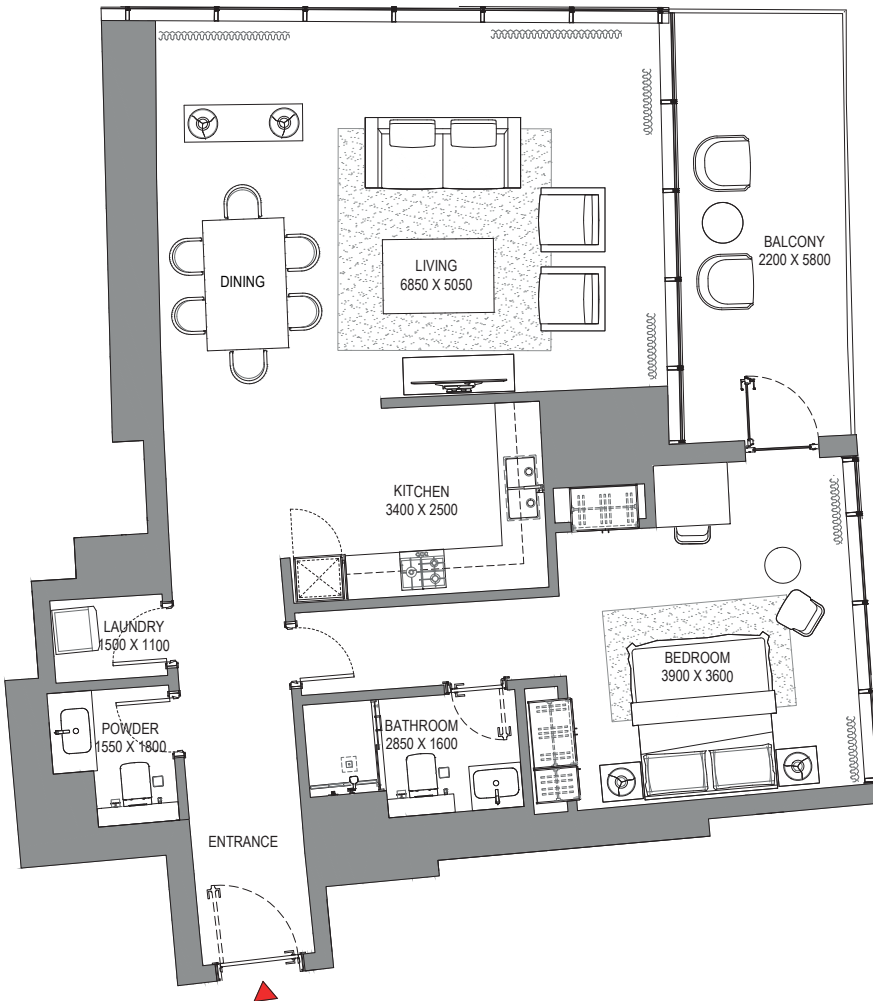

TYPE C (with powder room + balcony)

TOTAL SALEABLE AREA

SUITE = 1,065.09 SQ.FT.

BALCONY = 147.04 SQ.FT.

TOTAL = 1,212.13 SQ.FT.



List of unit numbers with this unit plan:

VIEWS

Marina, Marina Skyline
4705

Disclaimer: 1. All dimensions are in metric, measured to wall finishes. 2. All materials, dimensions & drawings are approximate. 3. Information is subject to change without notice, at developer's absolute discretion. 4. Actual area may vary from the stated area. 5. Drawing are not to scale. 6. All images used are for illustrative purpose only and do not represent the actual size, features, specifications, fittings and furnishings. 7. The developer reserves the right to make revisions/ alterations, at its absolute discretion, without any liability whatsoever.



SOBHA SEAHAVEN

