



SOBHA SEAHAVEN

SOBHA
REALTY





ГДЕ СТИХИИ ГАРМОНИРУЮТ

Когда океаны и горизонт соединяются, береговая линия оживает. Стоя на берегу моря, вы ловите лучи солнца, сверкающие на чистейших водах. Почувствуйте дуновение легкого бриза, когда корабли причаливают к берегу. Позвольте теплу дня охватить вас чувством удовлетворения.

Добро пожаловать в ваш райский уголок на берегу моря.



«НЕТ НИЧЕГО ПРЕКРАСНЕЕ, ЧЕМ НАБЛЮДАТЬ, КАК
ОКЕАН НЕ МОЖЕТ ОТКАЗАТЬСЯ ПЕРЕСТАТЬ
ЦЕЛОВАТЬ БЕРЕГ, НЕЗАВИСИМО ОТ ТОГО,
СКОЛЬКО БЫ РАЗ ЕГО НИ ОТБРАСЫВАЛО НАЗАД.»

ПРОБУДИТЕСЬ
ОТ СНОВ.

ЖИЗНЬ В SEAHAVEN СОВСЕМ ДРУГАЯ.
ДЕНЬ ДВИЖЕТСЯ НЕ ОТ ЧАСА К ЧАСУ,
А СКАЧЕТ ОТ НАСТРОЕНИЯ К МОМЕНТУ.

ВЫ ПЛЫВЕТЕ ПО ТЕЧЕНИЮ,
ДВИЖЕТЕСЬ ПО ПРИЛИВАМ И
ОТЛИВАМ И СЛЕДУЕТЕ ЗА СОЛНЦЕМ.





ОТГОЛОСКИ ТВОЕЙ ДУШИ

Забудьте суматоху, шум и суету безумного ритма жизни. Пусть море поглотит все это и задаст всему свой ритм.

В SEAHAVEN вы будете просыпаться под успокаивающий шум волн.

ОКЕАН - МЕСТО ОТДЫХА И РАЗВЛЕЧЕНИЙ

Расположенный в самом сердце нового Дубая, SeaHaven предлагает потрясающий вид на любимые достопримечательности города - культовую Пальму Джумейра, великолепную гавань Дубая и район Марина, знаменитый Айн-Дубай и величественный Бурдж-аль-Араб.

SeaHaven расположен в живописном месте у гавани на равном расстоянии от двух международных аэропортов и в двух шагах от самых популярных достопримечательностей Дубая.






ЗЕМЛЯ



ВОЗДУХ



ВОДА

ТРИ СТИХИИ В
ОДНОМ МЕСТЕ.

МОРЕ ВАШЕГО ВООБРАЖЕНИЯ

*Возвышаясь над горизонтом, вид
Sobha SeaHaven захватывает дух,
просто за гранью воображения,
насколько это красиво.*

На всех этажах каждому жителю будут доступны виды на океан с одной стороны, канал с другой, а также вид на Айн Дубай и на всемирно известные Айн Дубай и Пальму Джумейра.

Sobha SeaHaven величественно возвышается над шумным горизонтом Дубая, предлагая своим гостям уникальные впечатления.





МАЛЕНЬКИЙ УГОЛОК РАЯ

Тихий уголок в гавани Дубая и района Марина- идеальное место, чтобы отдохнуть от суеты повседневной жизни.

SeaHaven -маленький кусочек рая на земле рядом с тобой.
SeaHaven — это оазис для защиты того, что имеет значение
- вашего душевного спокойствия.

*Убежище, где вы можете
отдохнуть, восстановить
силы и просто побыть.*



УКРОЩЕНИЕ МОРЕЙ

Чтобы познать секреты моря, вы должны исследовать его сердце.

Каждый день приносит новую возможность бросить якорь в другой части света и открыть для себя самые эксклюзивные направления.

Отправляйтесь в путешествие воображения туда, куда оно еще никогда не ступало.



ЖИЗНЬ У МОРЯ

Воды моря безграничны и вечны и это начало и конец всего на земле.

В море есть особая магия, которую может почувствовать каждый, живущий у моря. Роскошь просыпаться и вдыхать хрустящий, соленый океанский воздух; умиротворение, которое приходит, когда смотришь, как волны ласкают берег, и красота заходящего солнца, отражающегося в воде.


*В Sobha SeaHaven вы можете
насладиться спокойствием и
безмятежностью
уникального образа жизни у
моря.*

Красота жизни кроется в простых вещах: в
ранних утренних прогулках вдоль кромки воды,
поздних ночных ужинах с видом на мерцающие
огни города.



Sobha SeaHaven расположен на берегу моря и предлагает роскошь, покой и красоту. Он имеет эксклюзивные удобства и пышный ландшафт, так что вы можете жить курортной жизнью у себя дома.

*Sobha SeaHaven
обеспечивает идеальные
условия для наслаждения
жизнью, независимо от
того, ищете ли вы место
для проживания или для
проведения отпуска.*





SEAHAVEN УСТАНАВЛИВАЕТ СТАНДАРТЫ

Это первый проект компании Sobha Realty в Дубайской гавани. Это уникальный район на набережной рядом с самыми любимыми достопримечательностями города.

Если вы хотите отдохнуть у бассейна, на яхте, прогуляться по набережной или просто насладиться невероятными видами, Sobha SeaHaven - идеальное место, чтобы найти свой кусочек рая.



Захватывающий вид на море



Вид на сверкающий горизонт



квартиры от 1 до 4 комнат



Характеристики высочайшего качества от Sobha





ПРИМИТЕ ЭТО КАК ДОЛЖНОЕ

Есть что-то такое в роскошных удобствах, которое делает жизнь более полноценной. Это покой и красота моря, или ощущение того, что вы один из немногих, кто имеет доступ к таким замечательным вещам.

Что бы это ни было, роскошные удобства стоят на ступень выше остальных. У нас есть все, что вам нужно: от нашего спа-салона мирового класса до бассейна с видом на Арабский залив.



КРАСОТА МИРА С ВЫСОТЫ

В ясный день вы можете смотреть на многие мили во всех направлениях. Полюбуйтесь панорамным видом на гавань или полюбуйтесь культовыми памятниками с высоты. Если смотреть сверху, город выглядит как миниатюрная страна чудес.

Полюбуйтесь Айн-Дубаем, полюбуйтесь восходом солнца и наблюдайте, как корабли плывут или швартуются.



ВСЕ УДОБСТВА

- Круизный терминал
- Торговый центр
- Общественные пляжи
- Досуг и развлечения
- гостеприимство
- Общественные объекты



ИЗЫСКАННАЯ
КУХНЯ ДОСТУПНА
ПРЯМО У ВАШЕГО
ПОРОГА

насладитесь блюдами мирового класса в ресторанах
на набережной с пристанью. Вы можете легко
пересечь с яхты за столик в ресторане.



ТРЕНАЖЕРНЫЙ ЗАЛ

если вы хотите привести себя в форму и оставаться в ней, роскошный тренажерный зал у вас дома – идеальное решение. Благодаря современному оборудованию и личному тренеру, который поможет вам достичь ваших целей в фитнесе, вы быстро придете в лучшую форму



ВОДНЫЕ ВИДЫ СПОРТА

от вейкбординга и серфинга до каякинга и гребли на каноэ предлагают любителям множество способов получить заряд адреналина в открытой воде.



ПРОГУЛКИ НА ЯХТЕ

Есть что-то особенное в свежем воздухе и шуме волн открытого моря. Просыпайтесь под шум волн, плещущихся о борт яхты, окунитесь в утренние морские воды и наслаждайтесь чашечкой кофе на палубе на восходе солнца.

Отправляйтесь в круизы самостоятельно, арендуйте яхту или организуйте круизные экскурсии. Выбор яхт огромен.



ХАРАКТЕРИСТИКИ

- Шкафы с отделкой из кожзаменителя и богатого шпона
- Высота от пола до пола 3,6 метра.
- Автоматизация умного дома
- Гибкое трековое освещение
- Полностью оборудованная кухня с современной бытовой техникой
(Mille или аналогичная фурнитура)
- Умный туалет



УДОБСТВА ПРОЕКТА

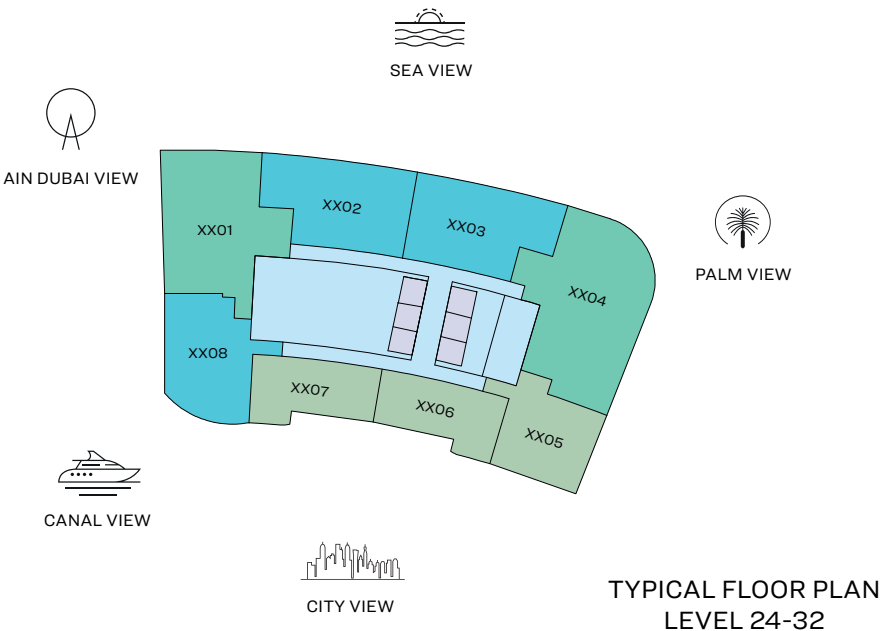
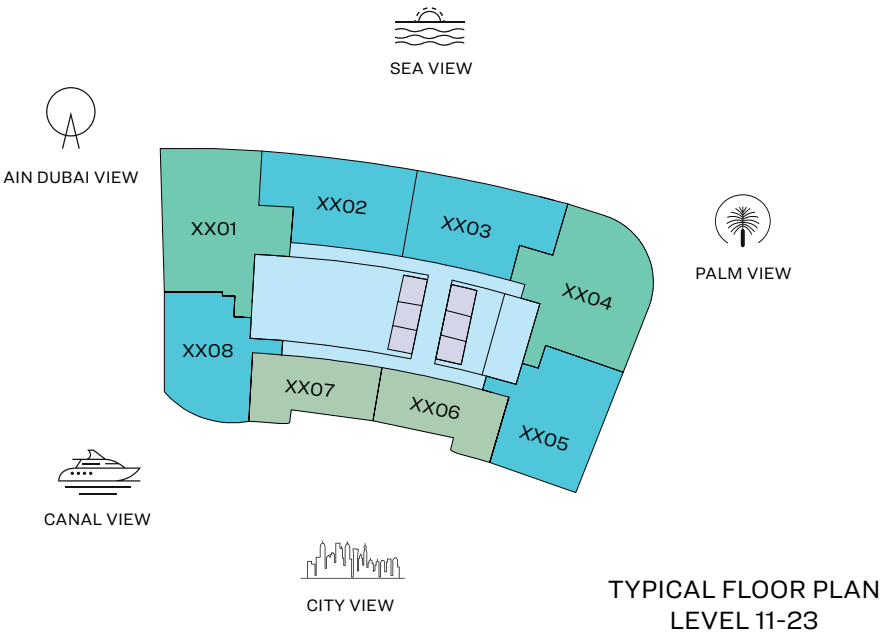
- Оздоровительный клуб с сауной и паровой
- Открытый кинотеатр
- Семейная зона с зоной барбекю
- Услуги парковщика и консьержа



LOCATION MAP



FLOOR PLAN LAYOUT
TOWER A



- 1 BED UNIT
- 3 BED UNIT
- LIFTS
- 2 BED UNIT
- LOBBIES, CORRIDORS & STAIRS

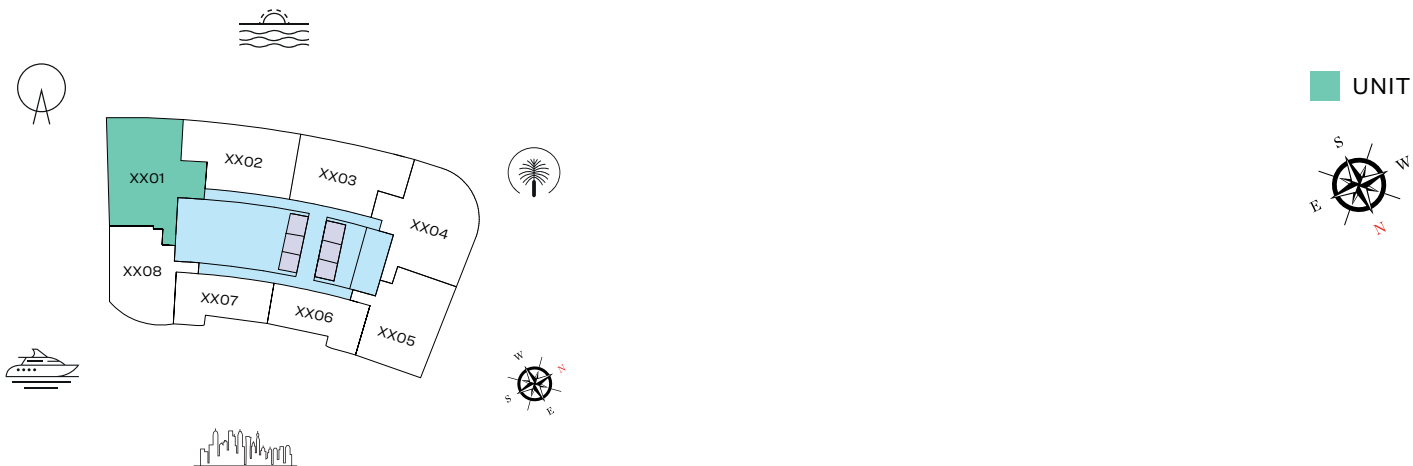
Disclaimer: 1. All dimensions are in metric, measured to wall finishes. 2. All materials, dimensions & drawings are approximate. 3. Information is subject to change without notice, at developer's absolute discretion. 4. Actual area may vary from the stated area. 5. Drawing are not to scale. 6. All images used are for illustrative purpose only and do not represent the actual size, features, specifications, fittings and furnishings. 7. The developer reserves the right to make revisions/ alterations, at its absolute discretion, without any liability whatsoever.

3 BEDROOM APARTMENT

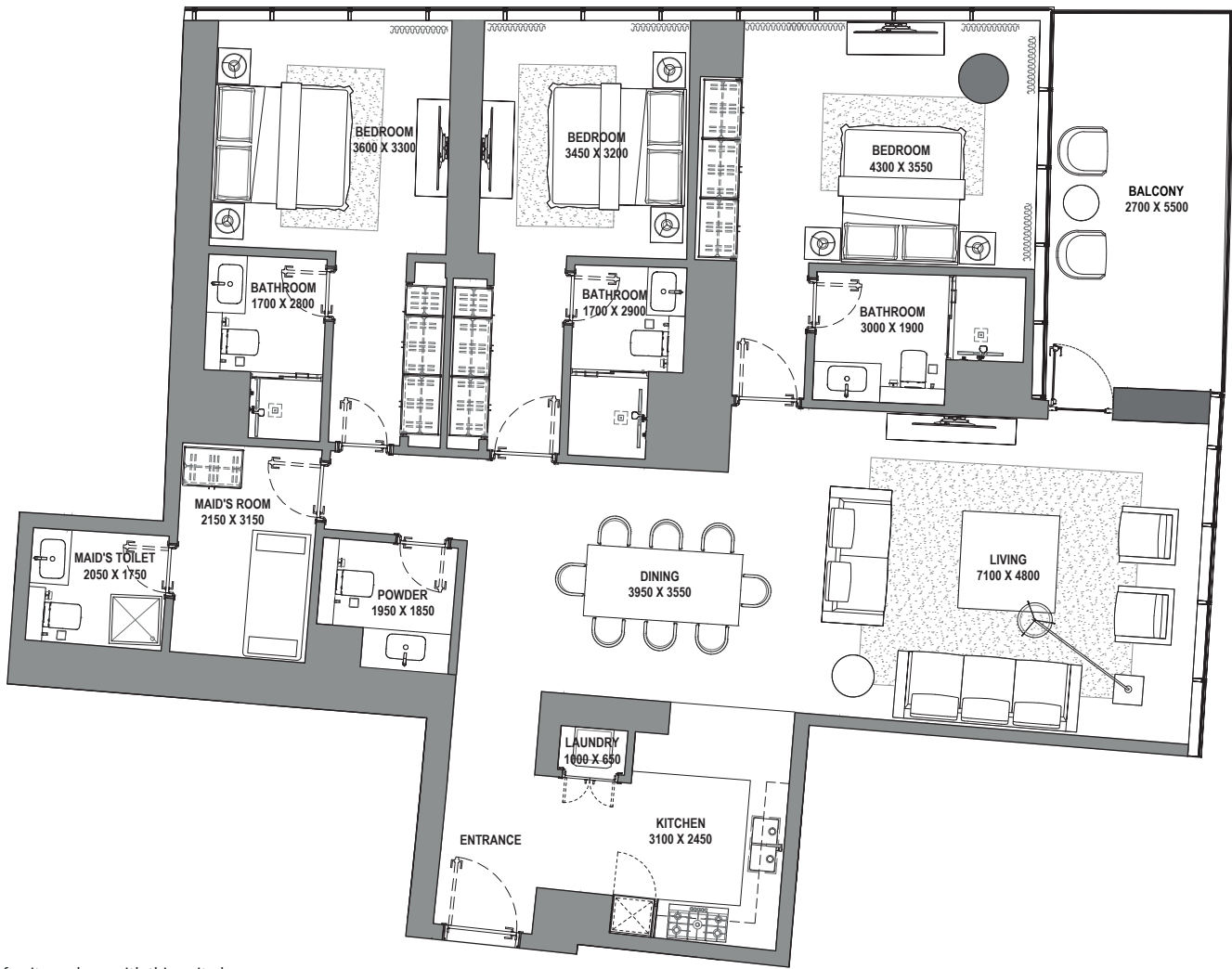
TYPE A (with maid room and powder room + balcony)

TOTAL SALEABLE AREA

SUITE = 1,852.47 SQ.FT.
BALCONY = 176.53 SQ.FT.
TOTAL = 2,029.00 SQ.FT.



TYPICAL FLOOR PLAN
LEVEL 11-32



List of unit numbers with this unit plan:

VIEWS

Blue waters, Ain Dubai, Palm Jumeirah, Harbour, JBR Beach, Sea, Marina Skyline, Skydive
1101

Blue waters, Ain Dubai, Palm Jumeirah, Harbour, JBR Beach, Marina, Sea, Marina Skyline, Skydive
1201, 1301, 1401, 1501, 1601, 1701, 1801, 1901, 2001, 2101, 2201, 2301, 2401, 2501, 2601, 2701, 2801, 2901, 3001, 3101, 3201

Disclaimer: 1. All dimensions are in metric, measured to wall finishes. 2. All materials, dimensions & drawings are approximate. 3. Information is subject to change without notice, at developer's absolute discretion. 4. Actual area may vary from the stated area. 5. Drawing are not to scale. 6. All images used are for illustrative purpose only and do not represent the actual size, features, specifications, fittings and furnishings. 7. The developer reserves the right to make revisions/ alterations, at its absolute discretion, without any liability whatsoever.

3 BEDROOM APARTMENT

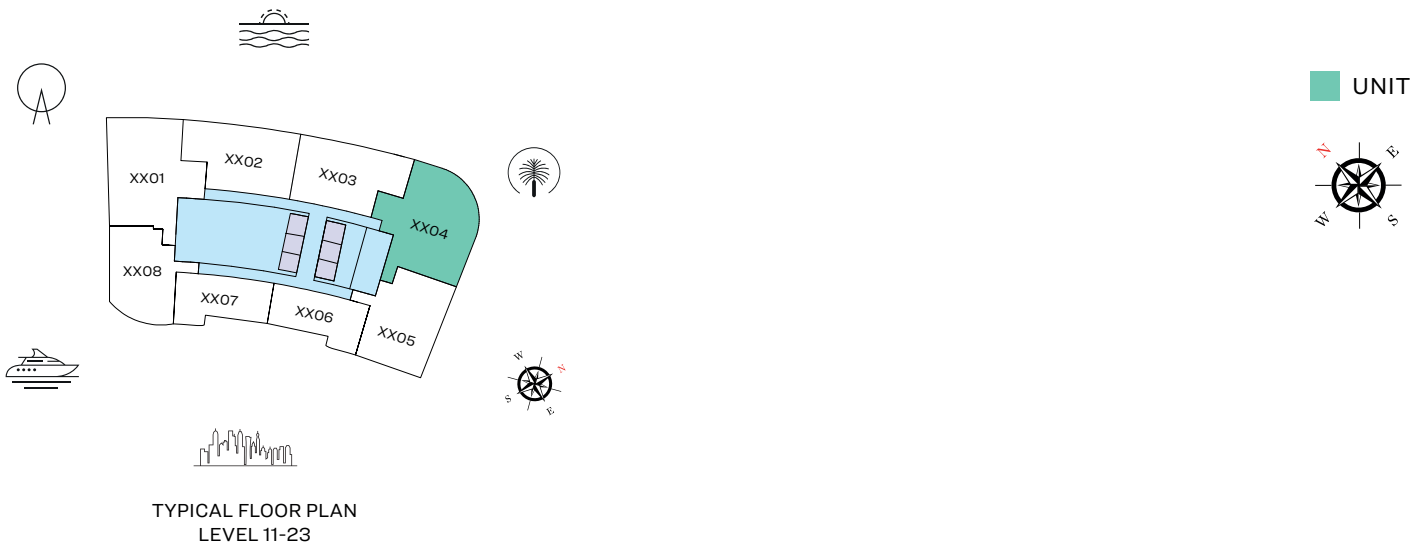
TYPE B (with maid room and powder room + balcony)

TOTAL SALEABLE AREA

SUITE = 1,963.55 SQ.FT.

BALCONY = 119.16 SQ.FT.

TOTAL = 2,082.71 SQ.FT.



List of unit numbers with this unit plan:

VIEWS

Palm Jumeirah, Harbour, Sea, Skydive
1104, 1204, 1304, 1404, 1504, 1604, 1704, 1804, 1904, 2004, 2104, 2204, 2304

Disclaimer: 1. All dimensions are in metric, measured to wall finishes. 2. All materials, dimensions & drawings are approximate. 3. Information is subject to change without notice, at developer's absolute discretion. 4. Actual area may vary from the stated area. 5. Drawing are not to scale. 6. All images used are for illustrative purpose only and do not represent the actual size, features, specifications, fittings and furnishings. 7. The developer reserves the right to make revisions/ alterations, at its absolute discretion, without any liability whatsoever.

3 BEDROOM APARTMENT


TYPE C (with maid room and powder room + balcony)

TOTAL SALEABLE AREA

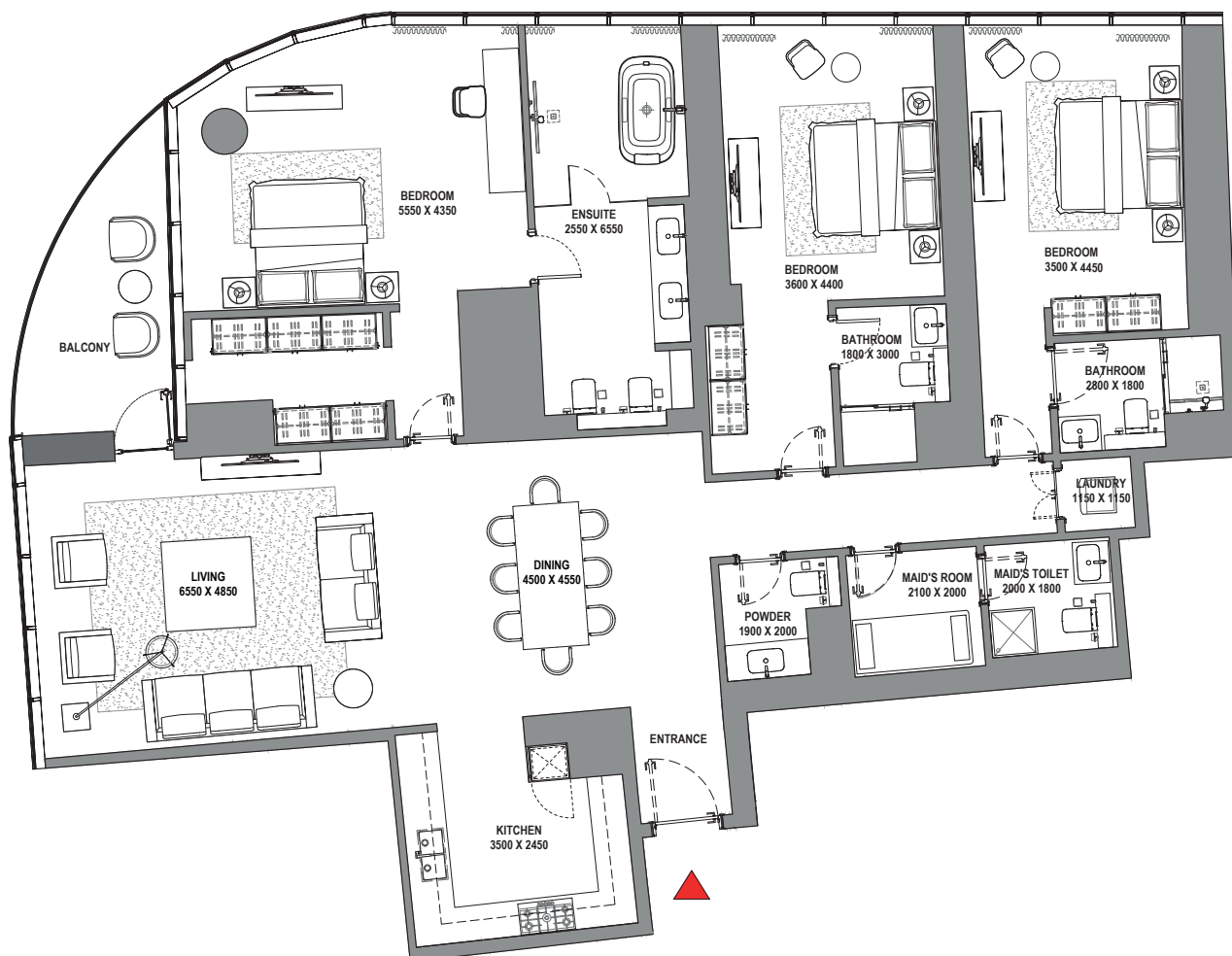
SUITE = 2,338.89 SQ.FT.

BALCONY = 119.16 SQ.FT.

TOTAL = 2,458.05 SQ.FT.



TYPICAL FLOOR PLAN
LEVEL 24-32



List of unit numbers with this unit plan:

VIEWS

Palm Jumeirah, Harbour, Sea, Skydive

2404, 2504, 2604, 2704, 2804, 2904, 3004, 3104, 3204

Disclaimer: 1. All dimensions are in metric, measured to wall finishes. 2. All materials, dimensions & drawings are approximate. 3. Information is subject to change without notice, at developer's absolute discretion. 4. Actual area may vary from the stated area. 5. Drawing are not to scale. 6. All images used are for illustrative purpose only and do not represent the actual size, features, specifications, fittings and furnishings. 7. The developer reserves the right to make revisions/ alterations, at its absolute discretion, without any liability whatsoever.

2 BEDROOM APARTMENT

TYPE A (with powder room + balcony)

TOTAL SALEABLE AREA

SUITE = 1,225.79 SQ.FT.

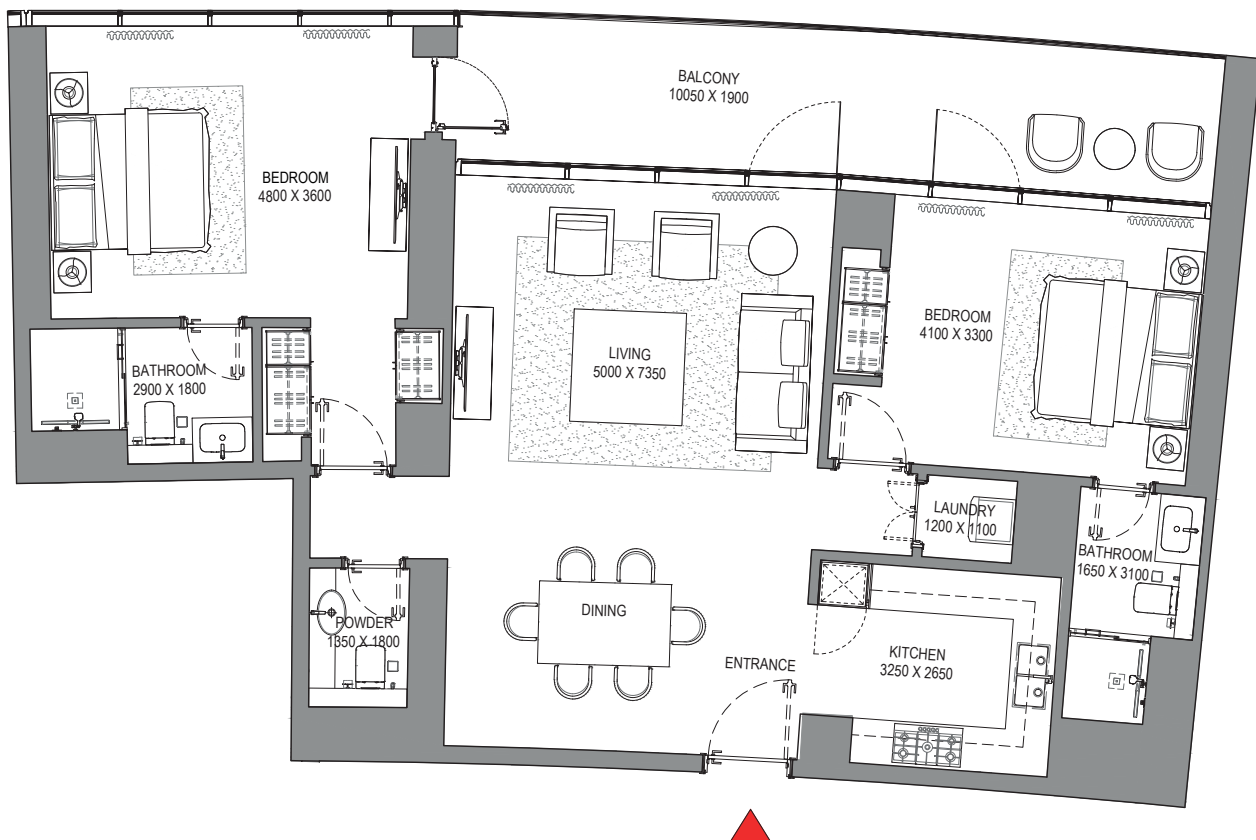
BALCONY = 230.89 SQ.FT.

TOTAL = 1,456.68 SQ.FT.



TYPICAL FLOOR PLAN
LEVEL 11-32

UNIT



List of unit numbers with this unit plan:

VIEWS

Blue waters, Ain Dubai, Palm Jumeirah, Harbour, Sea, Skydive

1102, 1202, 1302, 1402, 1502, 1602, 1702, 1802, 1902, 2002, 2102, 2202, 2302, 2402, 2502, 2602, 2702, 2802, 2902, 3002, 3102, 3202


Disclaimer: 1. All dimensions are in metric, measured to wall finishes. 2. All materials, dimensions & drawings are approximate. 3. Information is subject to change without notice, at developer's absolute discretion. 4. Actual area may vary from the stated area. 5. Drawing are not to scale. 6. All images used are for illustrative purpose only and do not represent the actual size, features, specifications, fittings and furnishings. 7. The developer reserves the right to make revisions/ alterations, at its absolute discretion, without any liability whatsoever.

2 BEDROOM APARTMENT

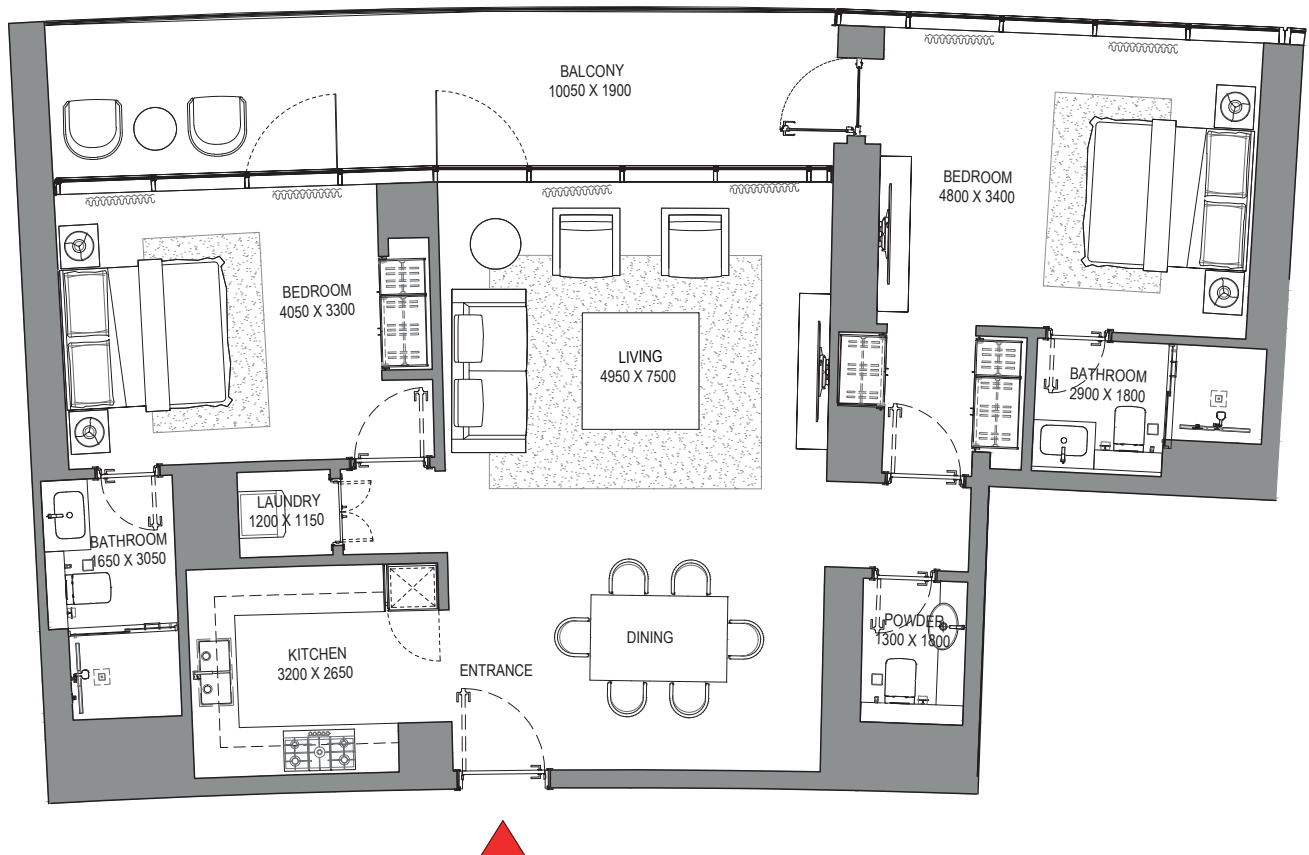
TYPE B (with powder room + balcony)

TOTAL SALEABLE AREA

SUITE RANGE = 1,213.95 - 1,214.28 SQ.FT.
BALCONY RANGE = 230.02 - 230.35 SQ.FT.
TOTAL = 1,444.30 SQ.FT.



TYPICAL FLOOR PLAN
LEVEL 11-32



List of unit numbers with this unit plan:

VIEWS

Palm Jumeirah, Harbour, Sea, Skydive

1103, 1203, 1303, 1403, 1503, 1603, 1703, 1803, 1903, 2003, 2103, 2203, 2303, 2403, 2503, 2603, 2703, 2803, 2903, 3003, 3103, 3203

Disclaimer: 1. All dimensions are in metric, measured to wall finishes. 2. All materials, dimensions & drawings are approximate. 3. Information is subject to change without notice, at developer's absolute discretion. 4. Actual area may vary from the stated area. 5. Drawing are not to scale. 6. All images used are for illustrative purpose only and do not represent the actual size, features, specifications, fittings and furnishings. 7. The developer reserves the right to make revisions/ alterations, at its absolute discretion, without any liability whatsoever.

2 BEDROOM APARTMENT

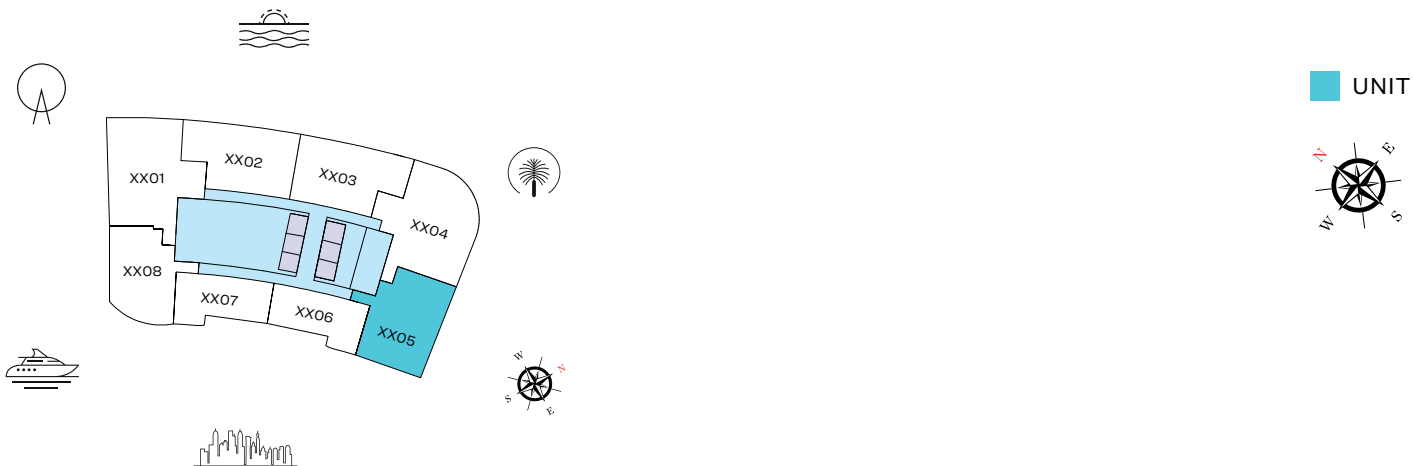
TYPE C (with powder room + balcony)

TOTAL SALEABLE AREA

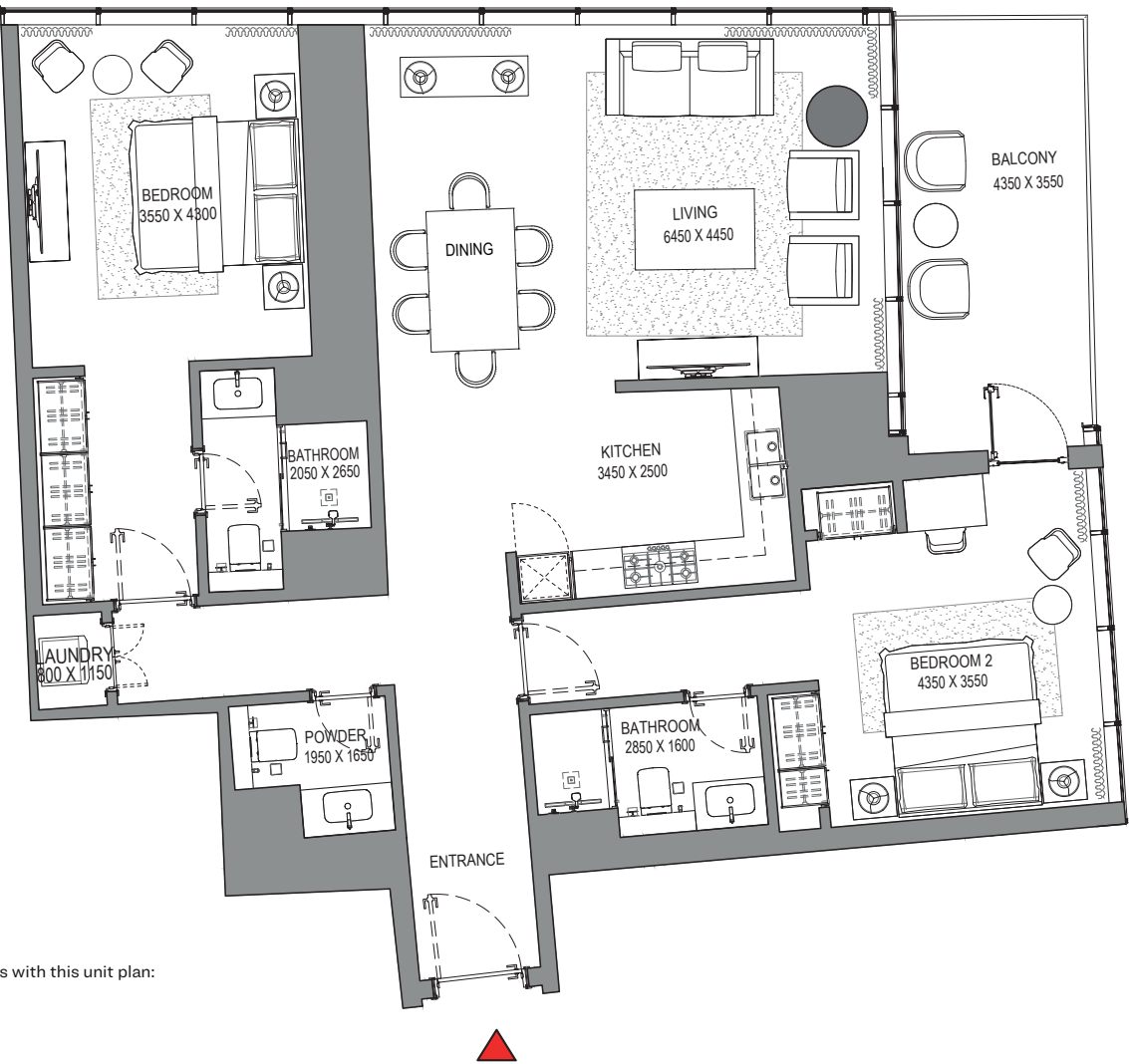
SUITE = 1,338.28 SQ.FT.

BALCONY = 136.49 SQ.FT.

TOTAL = 1,474.77 SQ.FT.



TYPICAL FLOOR PLAN
LEVEL 11-23



List of unit numbers with this unit plan:

VIEWS

Marina Skyline
1105

Marina, Marina Skyline
1205, 1305, 1405, 1505, 1605, 1705, 1805, 1905, 2005, 2105, 2205, 2305

Disclaimer: 1. All dimensions are in metric, measured to wall finishes. 2. All materials, dimensions & drawings are approximate. 3. Information is subject to change without notice, at developer's absolute discretion. 4. Actual area may vary from the stated area. 5. Drawing are not to scale. 6. All images used are for illustrative purpose only and do not represent the actual size, features, specifications, fittings and furnishings. 7. The developer reserves the right to make revisions/ alterations, at its absolute discretion, without any liability whatsoever.

2 BEDROOM APARTMENT

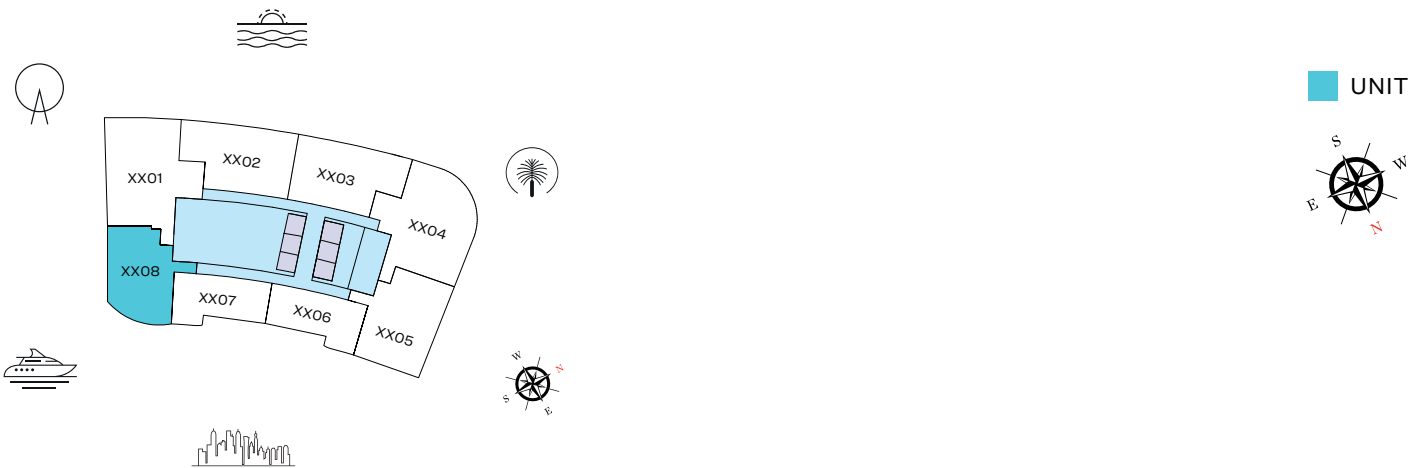
TYPE D (with powder room + balcony)

TOTAL SALEABLE AREA

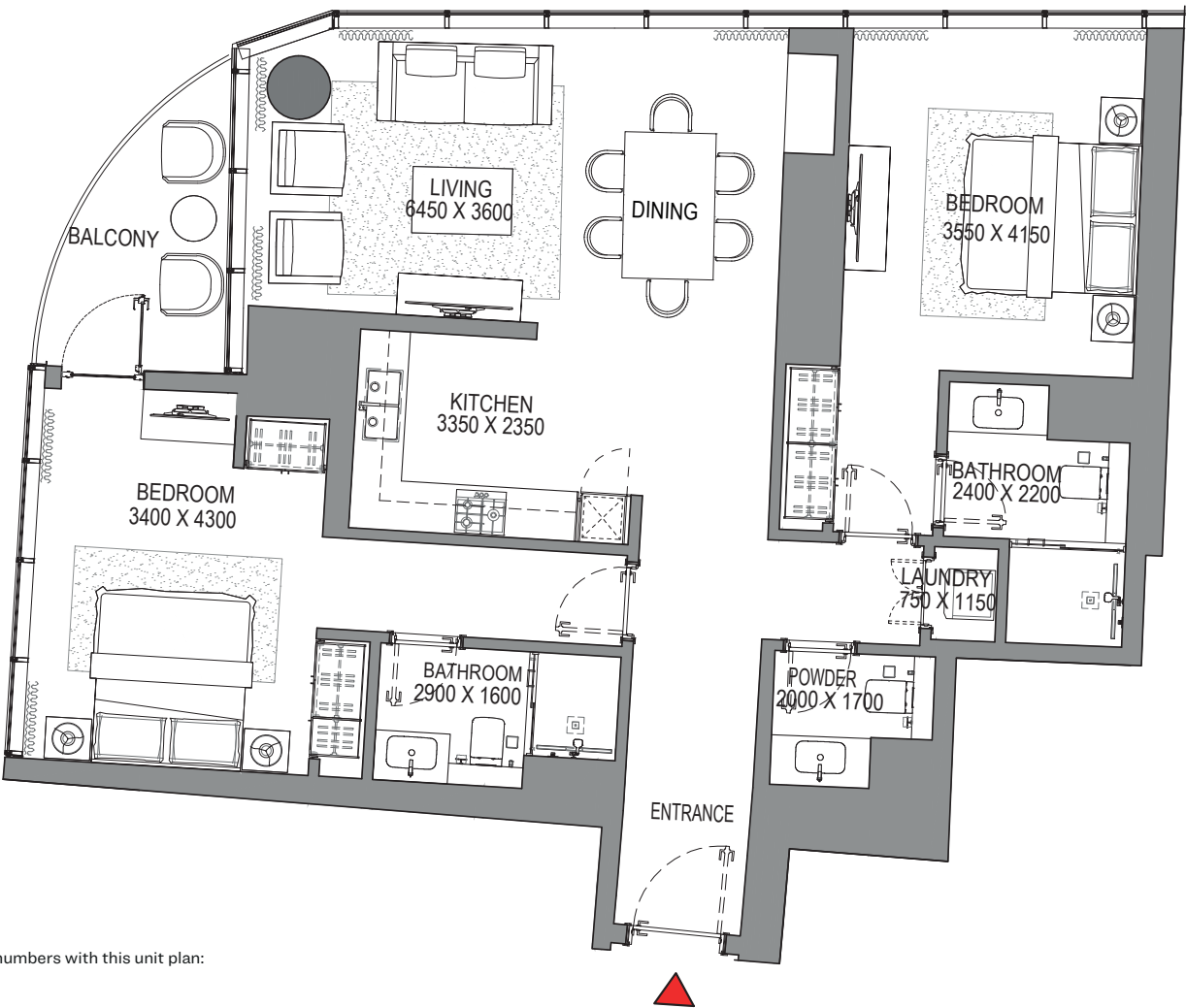
SUITE RANGE = 1,210.51 - 1,210.62 SQ.FT.

BALCONY RANGE = 70.93 - 71.04 SQ.FT.

TOTAL = 1,281.55 SQ.FT.



TYPICAL FLOOR PLAN
LEVEL 11-32



List of unit numbers with this unit plan:

VIEWS

Blue waters, Ain Dubai, JBR Beach, Sea
1108

Blue waters, Ain Dubai, JBR Beach, Marina, Sea
1208, 1308, 1408, 1508, 1608, 1708, 1808, 1908, 2008, 2108, 2208, 2308, 2408, 2508, 2608, 2708, 2808, 2908, 3008, 3108, 3208

Disclaimer: 1. All dimensions are in metric, measured to wall finishes. 2. All materials, dimensions & drawings are approximate. 3. Information is subject to change without notice, at developer's absolute discretion. 4. Actual area may vary from the stated area. 5. Drawing are not to scale. 6. All images used are for illustrative purpose only and do not represent the actual size, features, specifications, fittings and furnishings. 7. The developer reserves the right to make revisions/ alterations, at its absolute discretion, without any liability whatsoever.

1 BEDROOM APARTMENT

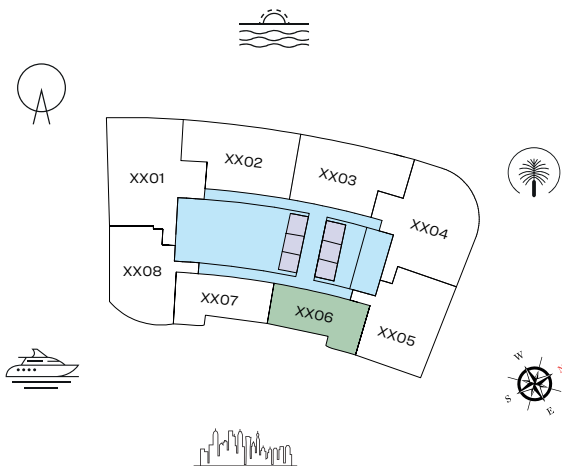
TYPE A (with powder room + balcony)

TOTAL SALEABLE AREA

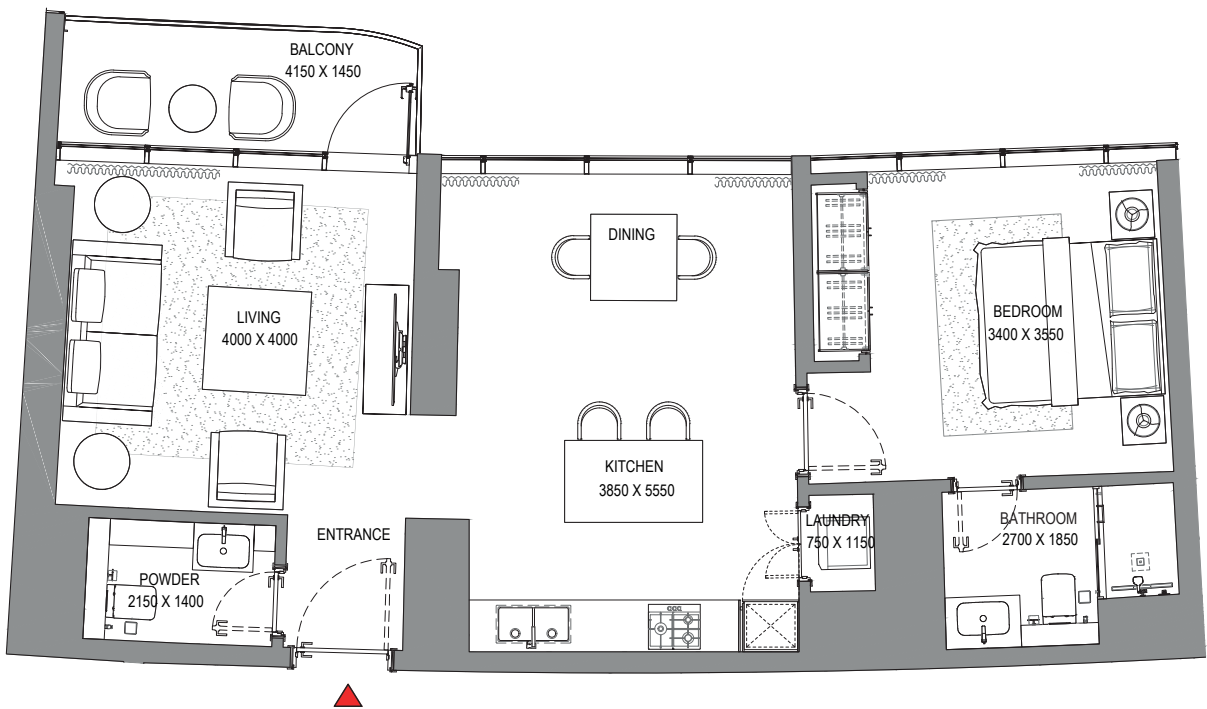
SUITE = 793.30 SQ.FT.

BALCONY = 68.67 SQ.FT.

TOTAL = 861.97 SQ.FT.



TYPICAL FLOOR PLAN
LEVEL 11-32



List of unit numbers with this unit plan:

VIEWS

Marina Skyline
1106

Marina, Marina Skyline
1206, 1306, 1406, 1506, 1606, 1706, 1806, 1906, 2006, 2106, 2206, 2306, 2406, 2506, 2606, 2706, 2806, 2906, 3006, 3106, 3206

Disclaimer: 1. All dimensions are in metric, measured to wall finishes. 2. All materials, dimensions & drawings are approximate. 3. Information is subject to change without notice, at developer's absolute discretion. 4. Actual area may vary from the stated area. 5. Drawing are not to scale. 6. All images used are for illustrative purpose only and do not represent the actual size, features, specifications, fittings and furnishings. 7. The developer reserves the right to make revisions/ alterations, at its absolute discretion, without any liability whatsoever.

1 BEDROOM APARTMENT

TYPE B (with powder room + balcony)

TOTAL SALEABLE AREA

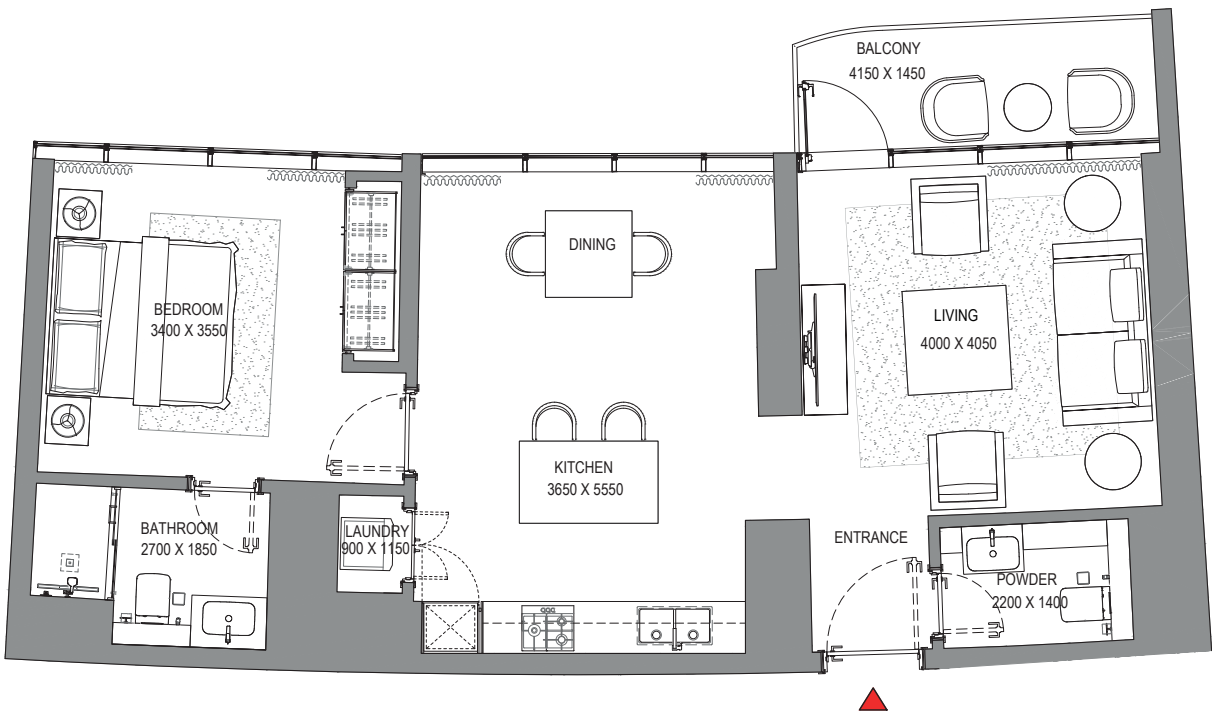
SUITE = 793.30 SQ.FT.

BALCONY = 67.38 SQ.FT.

TOTAL = 860.68 SQ.FT.



TYPICAL FLOOR PLAN
LEVEL 11-32



List of unit numbers with this unit plan:

VIEWS

Marina Skyline
1107

Marina, Marina Skyline
1207, 1307, 1407, 1507, 1607, 1707, 1807, 1907, 2007, 2107, 2207, 2307, 2407, 2507, 2607, 2707, 2807, 2907, 3007, 3107, 3207

Disclaimer: 1. All dimensions are in metric, measured to wall finishes. 2. All materials, dimensions & drawings are approximate. 3. Information is subject to change without notice, at developer's absolute discretion. 4. Actual area may vary from the stated area. 5. Drawing are not to scale. 6. All images used are for illustrative purpose only and do not represent the actual size, features, specifications, fittings and furnishings. 7. The developer reserves the right to make revisions/ alterations, at its absolute discretion, without any liability whatsoever.

1 BEDROOM APARTMENT

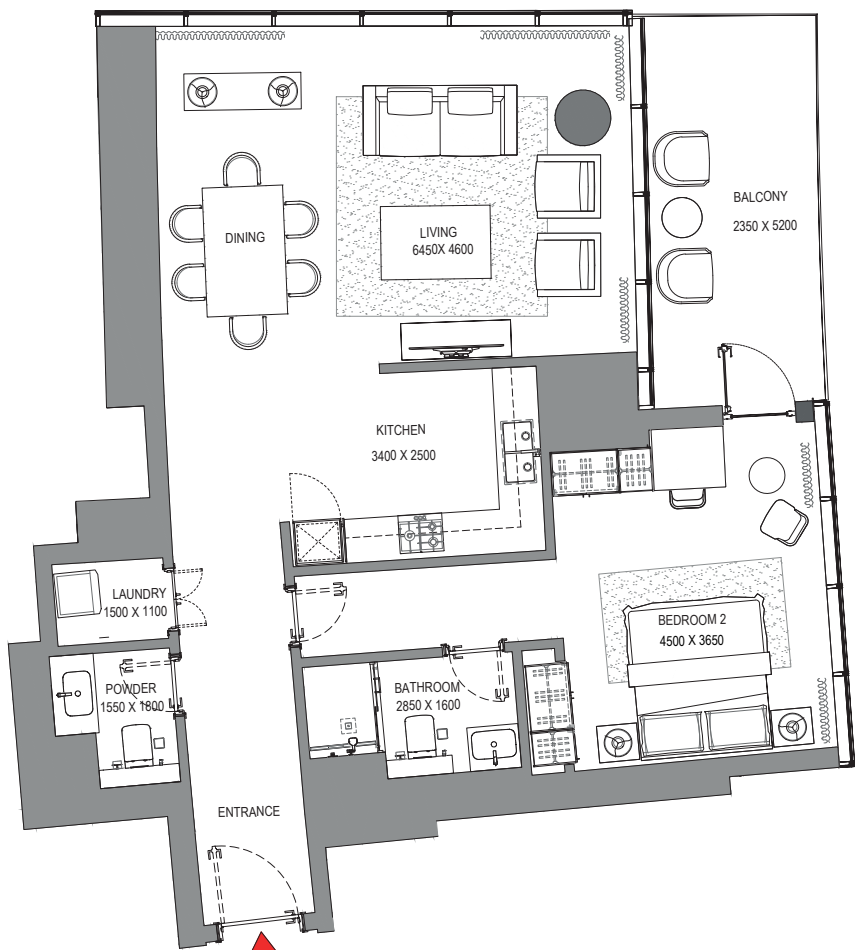
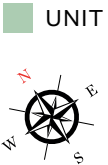
TYPE C (with powder room + balcony)

TOTAL SALEABLE AREA

SUITE = 969.61 SQ.FT.
BALCONY = 136.49 SQ.FT.
TOTAL = 1,106.10 SQ.FT.



TYPICAL FLOOR PLAN
LEVEL 24-32



List of unit numbers with this unit plan:

VIEWS

Marina, Marina Skyline

2405, 2505, 2605, 2705, 2805, 2905, 3005, 3105, 3205

Disclaimer: 1. All dimensions are in metric, measured to wall finishes. 2. All materials, dimensions & drawings are approximate. 3. Information is subject to change without notice, at developer's absolute discretion. 4. Actual area may vary from the stated area. 5. Drawing are not to scale. 6. All images used are for illustrative purpose only and do not represent the actual size, features, specifications, fittings and furnishings. 7. The developer reserves the right to make revisions/ alterations, at its absolute discretion, without any liability whatsoever.

FLOOR PLAN LAYOUT
TOWER A



- 1 BED UNIT
- 3 BED UNIT
- LIFTS
- 2 BED UNIT
- LOBBIES, CORRIDORS & STAIRS

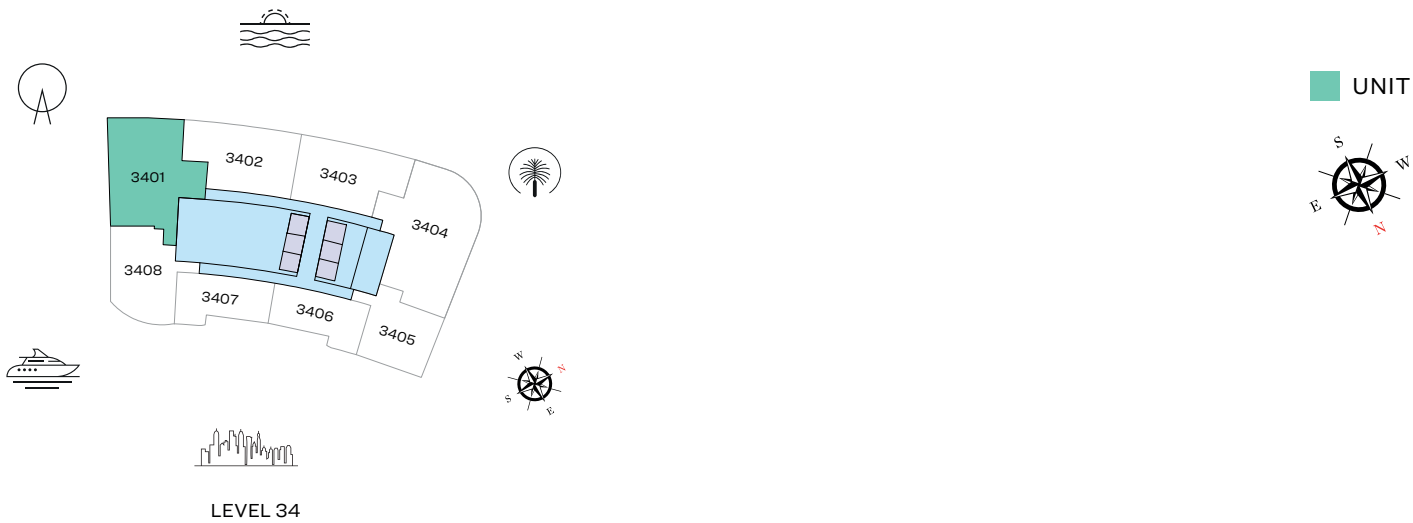
Disclaimer: 1. All dimensions are in metric, measured to wall finishes. 2. All materials, dimensions & drawings are approximate. 3. Information is subject to change without notice, at developer's absolute discretion. 4. Actual area may vary from the stated area. 5. Drawing are not to scale. 6. All images used are for illustrative purpose only and do not represent the actual size, features, specifications, fittings and furnishings. 7. The developer reserves the right to make revisions/ alterations, at its absolute discretion, without any liability whatsoever.

3 BEDROOM APARTMENT

TYPE A (with maid room and powder room + balcony)

TOTAL SALEABLE AREA

SUITE = 1,889.50 SQ.FT.
BALCONY = 181.05 SQ.FT.
TOTAL = 2,070.55 SQ.FT.



List of unit numbers with this unit plan:

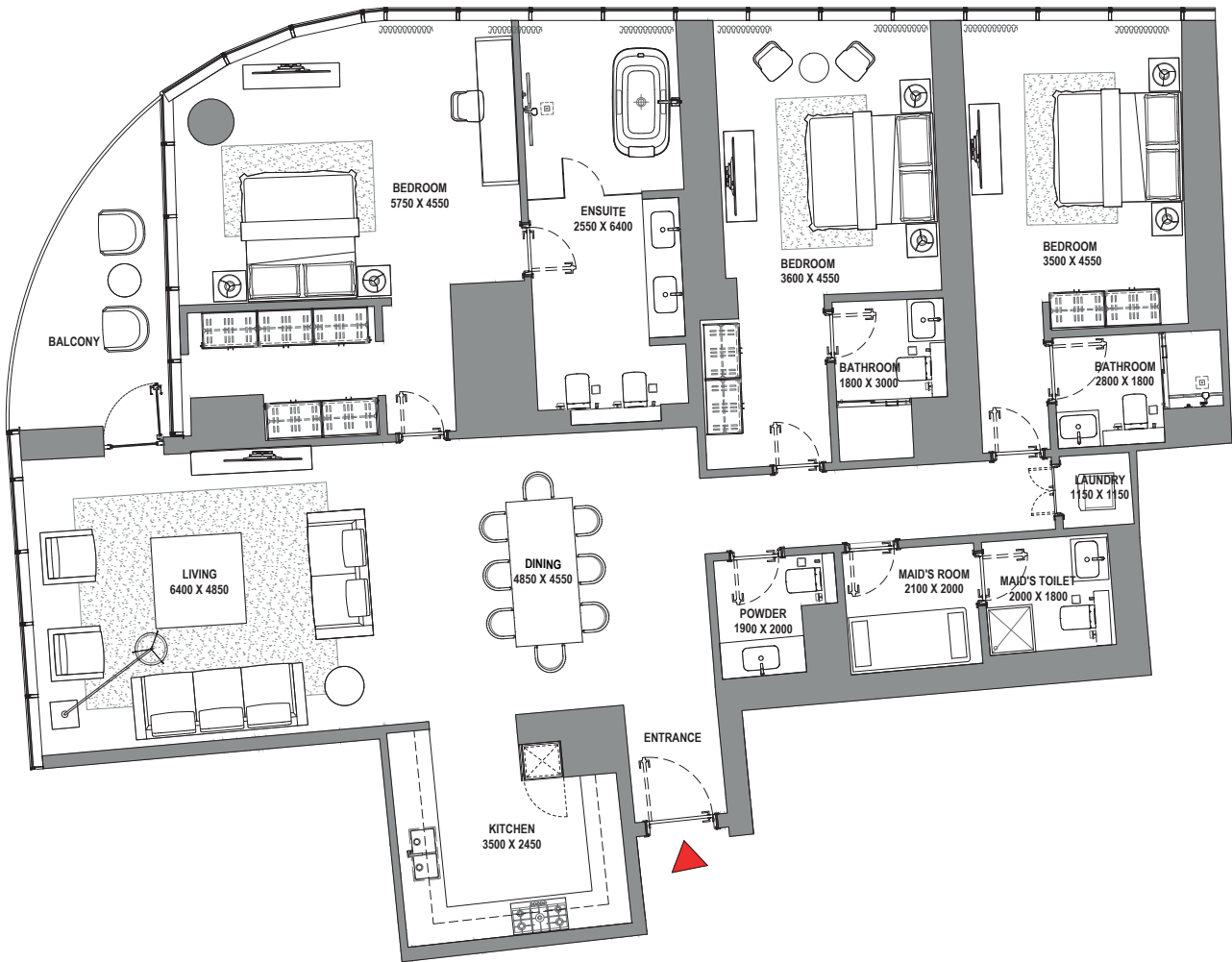

VIEWS

Blue waters, Ain Dubai, Palm Jumeirah, Harbour, JBR Beach, Marina, Sea, Marina Skyline, Skydive
3401

Disclaimer: 1. All dimensions are in metric, measured to wall finishes. 2. All materials, dimensions & drawings are approximate. 3. Information is subject to change without notice, at developer's absolute discretion. 4. Actual area may vary from the stated area. 5. Drawing are not to scale. 6. All images used are for illustrative purpose only and do not represent the actual size, features, specifications, fittings and furnishings. 7. The developer reserves the right to make revisions/ alterations, at its absolute discretion, without any liability whatsoever.

3 BEDROOM APARTMENT
TYPE C (with maid room and powder room + balcony)

TOTAL SALEABLE AREA
SUITE = 2,356.97 SQ.FT.
BALCONY = 117.11 SQ.FT.
TOTAL = 2,474.08SQ.FT.



List of unit numbers with this unit plan:

VIEWS

Palm Jumeirah, Harbour, Sea, Skydive
3404

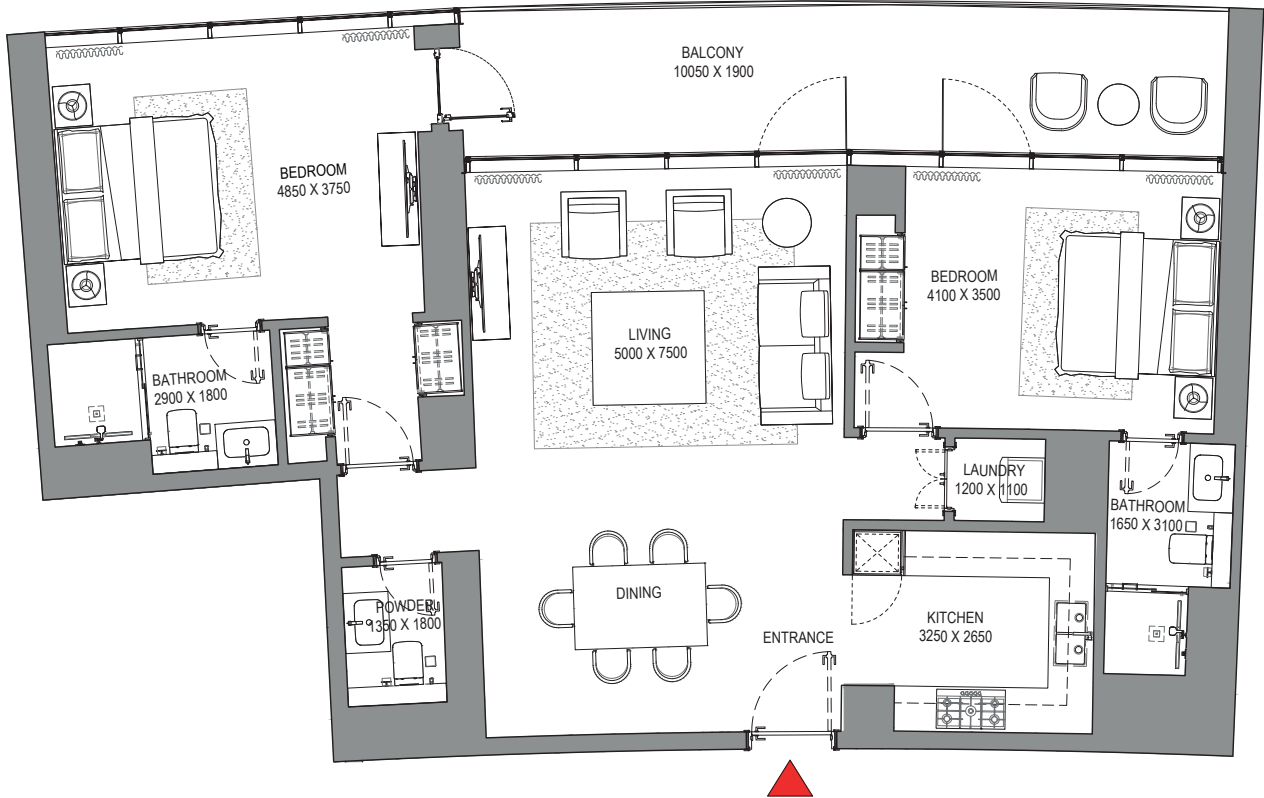
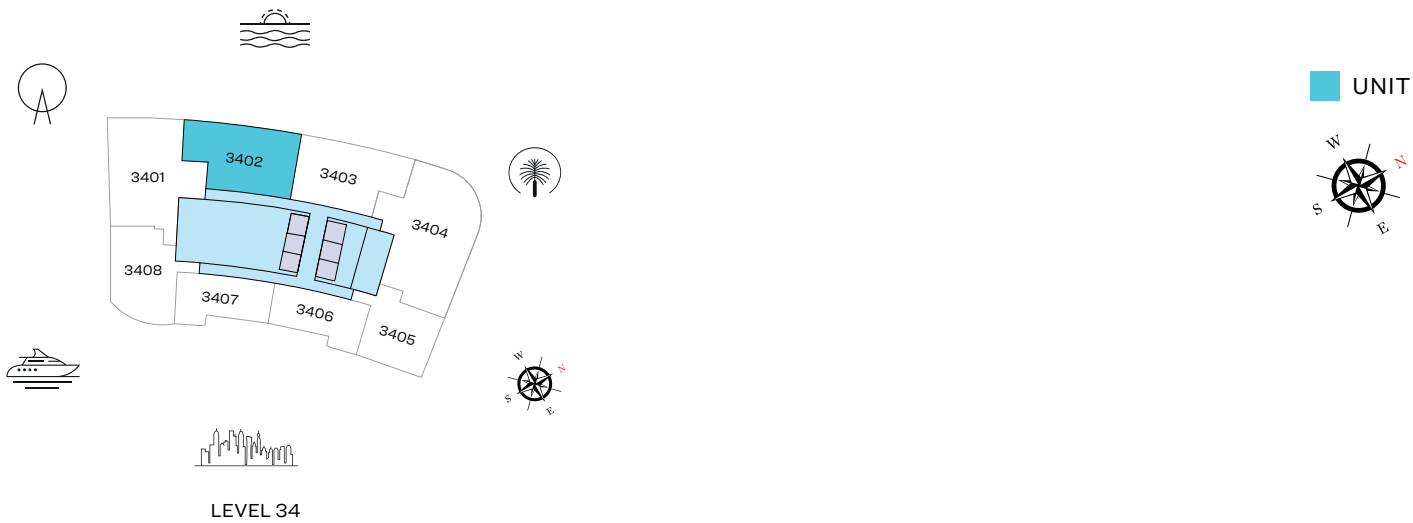
Disclaimer: 1. All dimensions are in metric, measured to wall finishes. 2. All materials, dimensions & drawings are approximate. 3. Information is subject to change without notice, at developer's absolute discretion. 4. Actual area may vary from the stated area. 5. Drawing are not to scale. 6. All images used are for illustrative purpose only and do not represent the actual size, features, specifications, fittings and furnishings. 7. The developer reserves the right to make revisions/ alterations, at its absolute discretion, without any liability whatsoever.

2 BEDROOM APARTMENT

TYPE A (with powder room + balcony)

TOTAL SALEABLE AREA

SUITE = 1,252.27 SQ.FT.
BALCONY = 232.29 SQ.FT.
TOTAL = 1,484.56 SQ.FT.



List of unit numbers with this unit plan:

VIEWS

Blue waters, Ain Dubai, Palm Jumeirah, Harbour, Sea, Skydive
3402

Disclaimer: 1. All dimensions are in metric, measured to wall finishes. 2. All materials, dimensions & drawings are approximate. 3. Information is subject to change without notice, at developer's absolute discretion. 4. Actual area may vary from the stated area. 5. Drawing are not to scale. 6. All images used are for illustrative purpose only and do not represent the actual size, features, specifications, fittings and furnishings. 7. The developer reserves the right to make revisions/ alterations, at its absolute discretion, without any liability whatsoever.

2 BEDROOM APARTMENT

TYPE B (with powder room + balcony)

TOTAL SALEABLE AREA

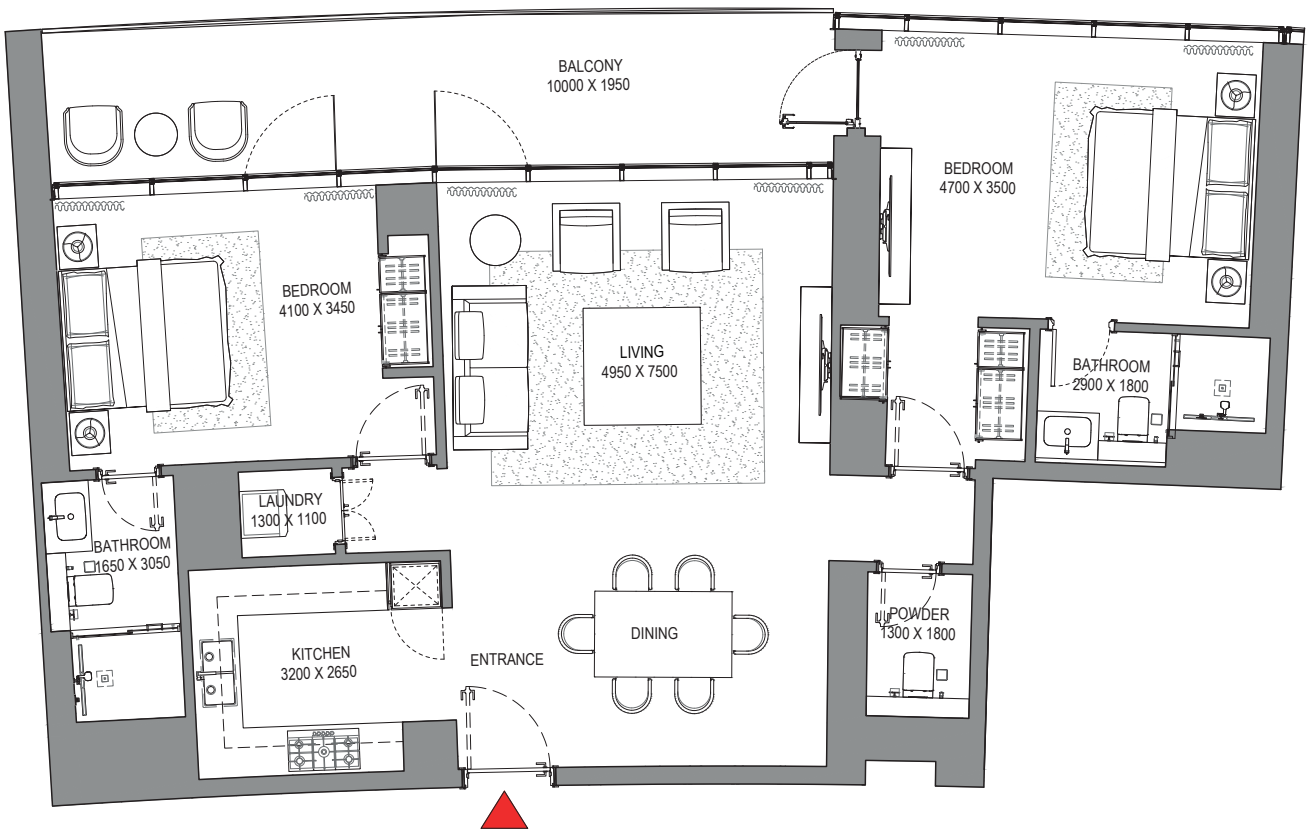
SUITE RANGE = 1,237.31 SQ.FT.

BALCONY RANGE = 229.7 SQ.FT.

TOTAL = 1,467.01 SQ.FT.



LEVEL 34



List of unit numbers with this unit plan:

VIEWS

Palm Jumeirah, Harbour, Sea, Skydive
3403

Disclaimer: 1. All dimensions are in metric, measured to wall finishes. 2. All materials, dimensions & drawings are approximate. 3. Information is subject to change without notice, at developer's absolute discretion. 4. Actual area may vary from the stated area. 5. Drawing are not to scale. 6. All images used are for illustrative purpose only and do not represent the actual size, features, specifications, fittings and furnishings. 7. The developer reserves the right to make revisions/ alterations, at its absolute discretion, without any liability whatsoever.

2 BEDROOM APARTMENT

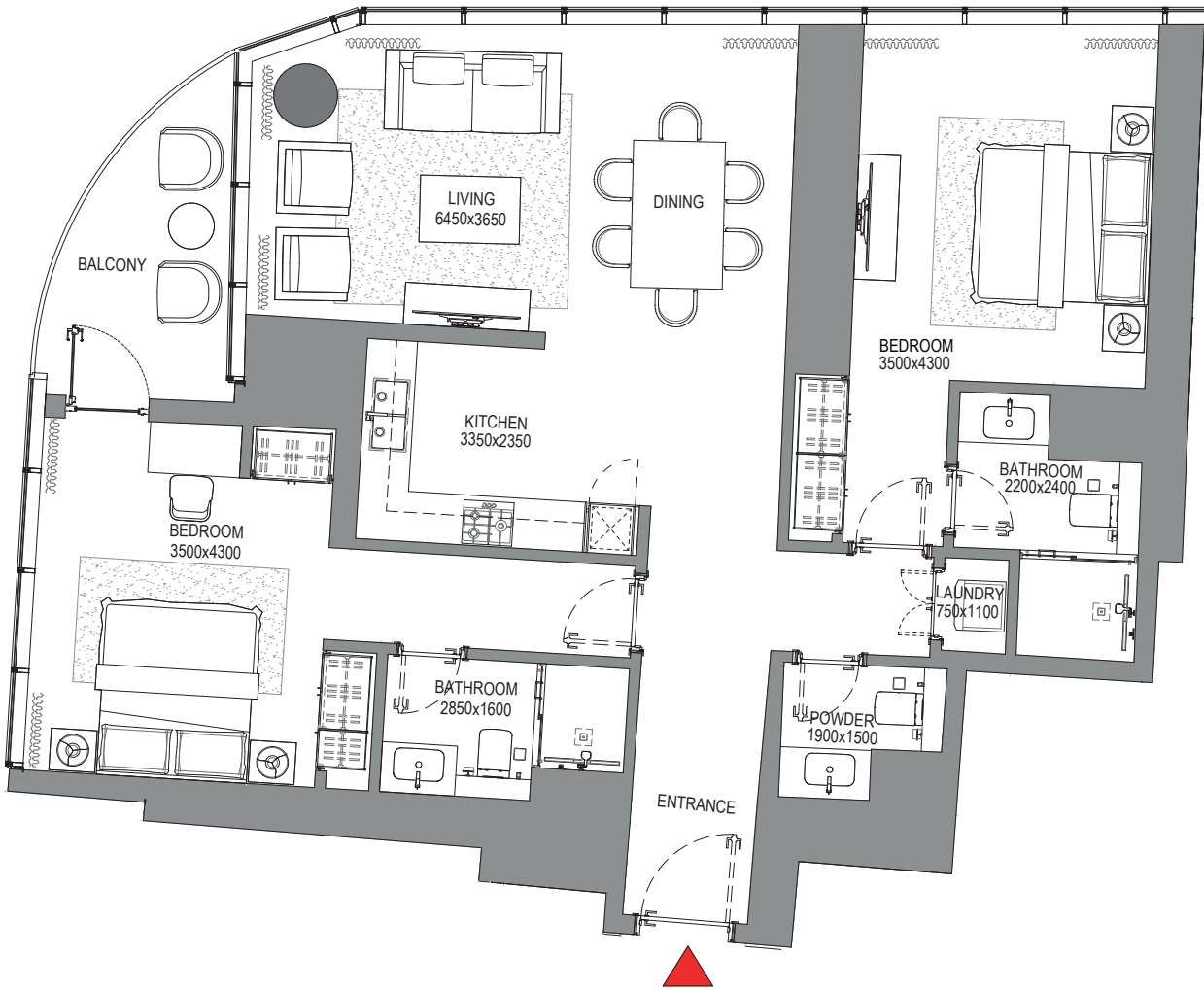

TYPE D (with powder room + balcony)

TOTAL SALEABLE AREA

SUITE = 1,229.78 SQ.FT.

BALCONY = 75.02 SQ.FT.

TOTAL = 1,304.80 SQ.FT.



List of unit numbers with this unit plan:

VIEWS

Blue waters, Ain Dubai, JBR Beach, Marina, Sea
3408

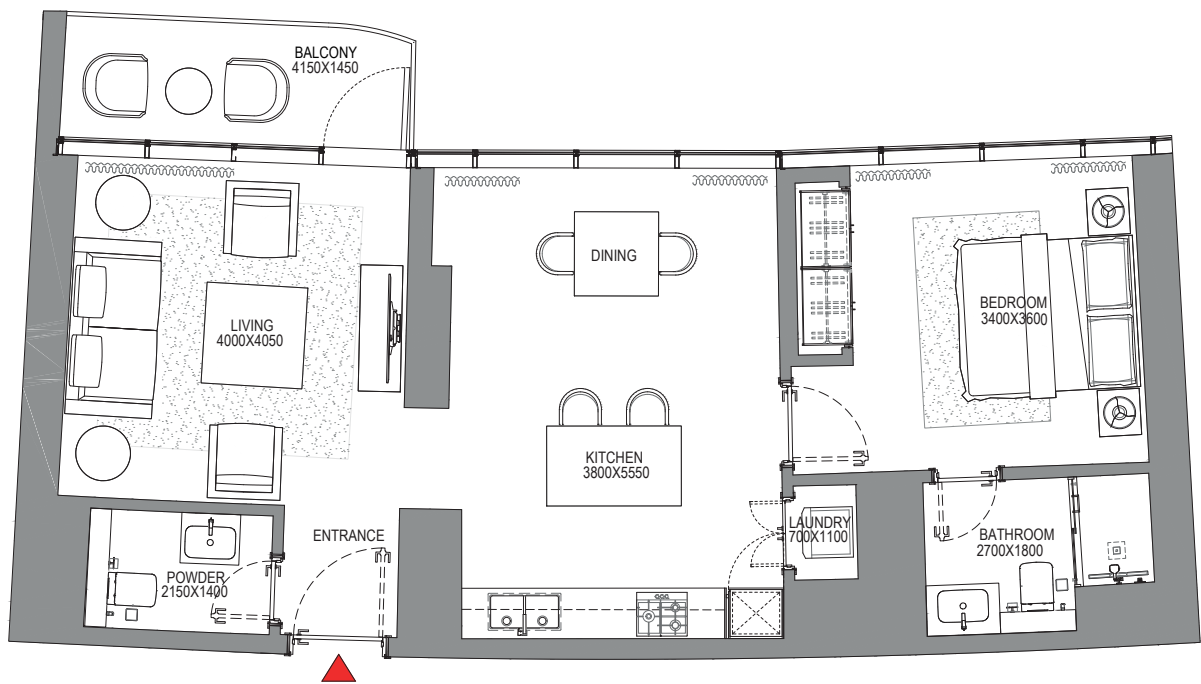
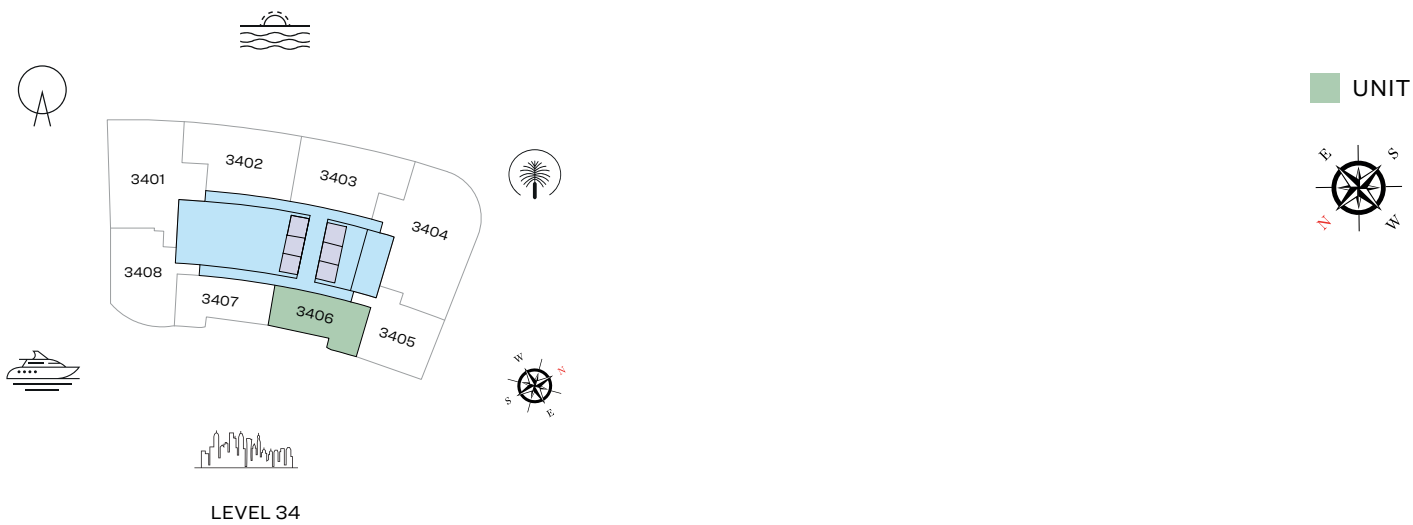
Disclaimer: 1. All dimensions are in metric, measured to wall finishes. 2. All materials, dimensions & drawings are approximate. 3. Information is subject to change without notice, at developer's absolute discretion. 4. Actual area may vary from the stated area. 5. Drawing are not to scale. 6. All images used are for illustrative purpose only and do not represent the actual size, features, specifications, fittings and furnishings. 7. The developer reserves the right to make revisions/ alterations, at its absolute discretion, without any liability whatsoever.

1 BEDROOM APARTMENT

TYPE A (with powder room + balcony)

TOTAL SALEABLE AREA

SUITE = 800.30 SQ.FT.
BALCONY = 70.07 SQ.FT.
TOTAL = 870.37 SQ.FT.



List of unit numbers with this unit plan:

VIEWS

Marina, Marina Skyline
3406

Disclaimer: 1. All dimensions are in metric, measured to wall finishes. 2. All materials, dimensions & drawings are approximate. 3. Information is subject to change without notice, at developer's absolute discretion. 4. Actual area may vary from the stated area. 5. Drawing are not to scale. 6. All images used are for illustrative purpose only and do not represent the actual size, features, specifications, fittings and furnishings. 7. The developer reserves the right to make revisions/ alterations, at its absolute discretion, without any liability whatsoever.

1 BEDROOM APARTMENT

TYPE B (with powder room + balcony)

TOTAL SALEABLE AREA

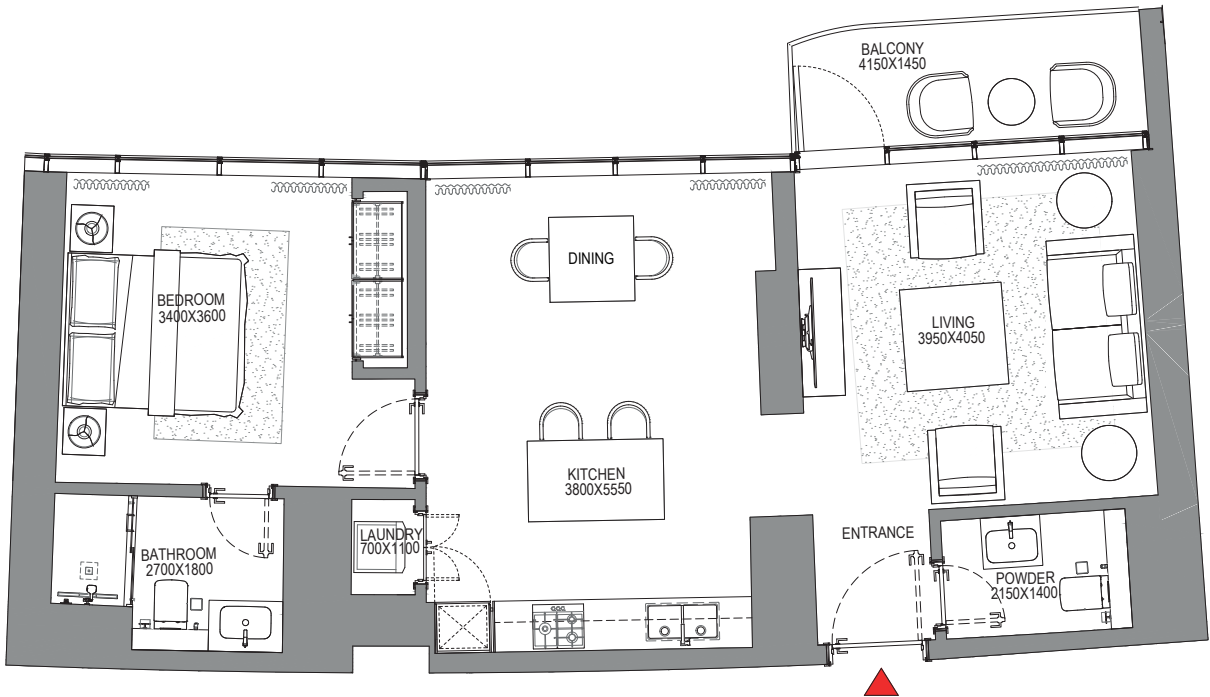
SUITE = 799.33 SQ.FT.

BALCONY = 68.57 SQ.FT.

TOTAL = 867.9 SQ.FT.



LEVEL 34



List of unit numbers with this unit plan:

VIEWS

Marina, Marina Skyline
3407

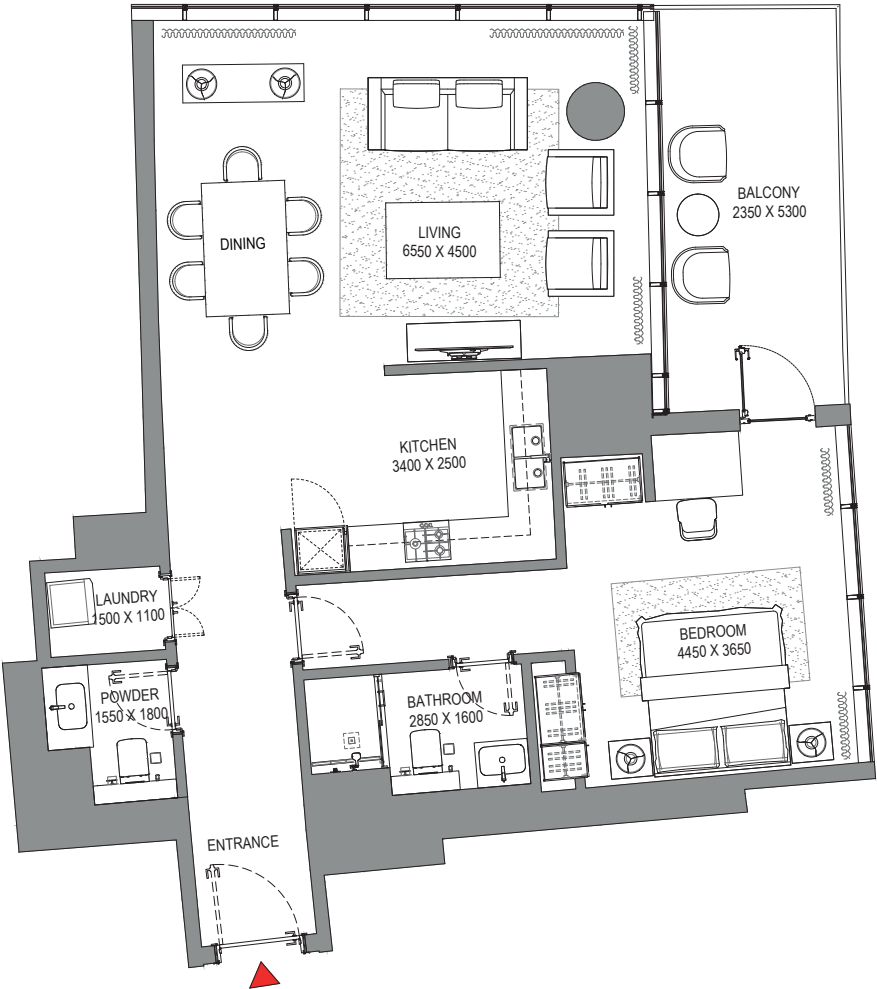
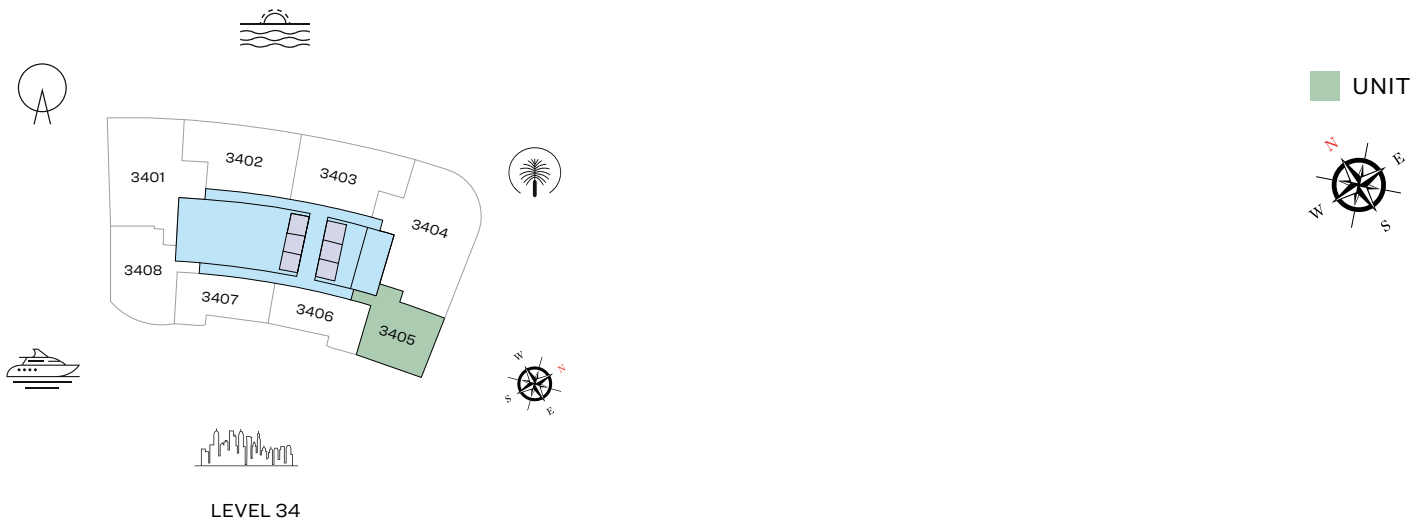
Disclaimer: 1. All dimensions are in metric, measured to wall finishes. 2. All materials, dimensions & drawings are approximate. 3. Information is subject to change without notice, at developer's absolute discretion. 4. Actual area may vary from the stated area. 5. Drawing are not to scale. 6. All images used are for illustrative purpose only and do not represent the actual size, features, specifications, fittings and furnishings. 7. The developer reserves the right to make revisions/ alterations, at its absolute discretion, without any liability whatsoever.

1 BEDROOM APARTMENT

TYPE C (with powder room + balcony)

TOTAL SALEABLE AREA

SUITE = 986.84 SQ.FT.
BALCONY = 138.90 SQ.FT.
TOTAL = 1125.74 SQ.FT.



List of unit numbers with this unit plan:

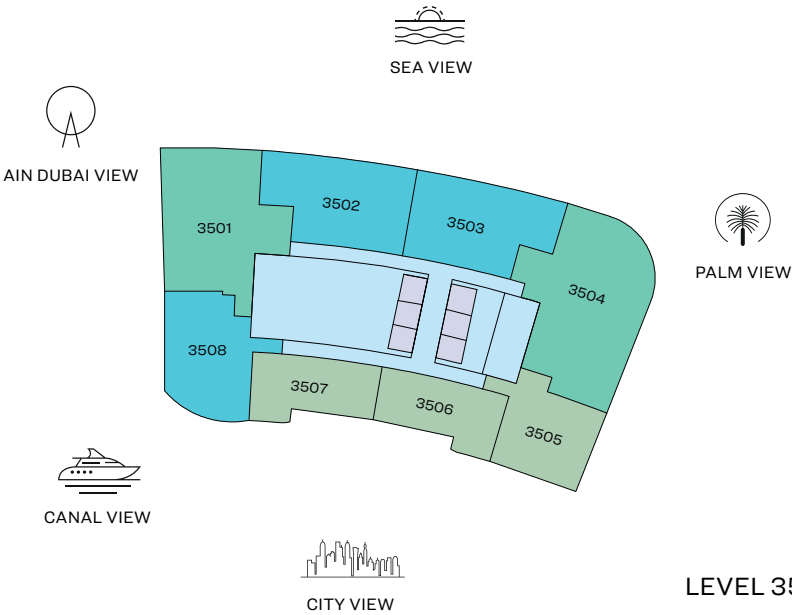
VIEWS

Marina, Marina Skyline
3405

Disclaimer: 1. All dimensions are in metric, measured to wall finishes. 2. All materials, dimensions & drawings are approximate. 3. Information is subject to change without notice, at developer's absolute discretion. 4. Actual area may vary from the stated area. 5. Drawing are not to scale. 6. All images used are for illustrative purpose only and do not represent the actual size, features, specifications, fittings and furnishings. 7. The developer reserves the right to make revisions/ alterations, at its absolute discretion, without any liability whatsoever.

FLOOR PLAN LAYOUT

TOWER A

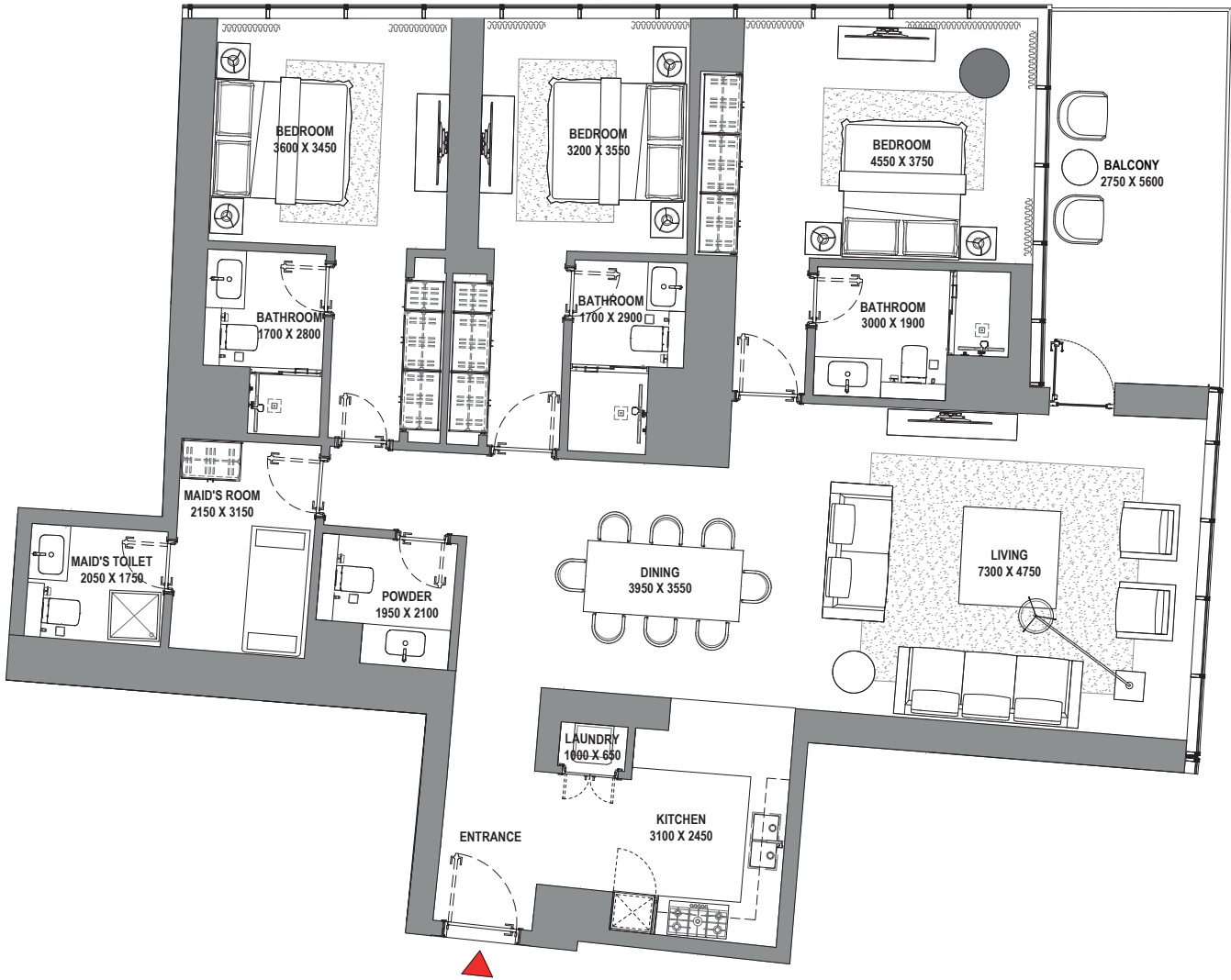



- 1 BED UNIT
- 2 BED UNIT
- 3 BED UNIT
- LOBBIES, CORRIDORS & STAIRS
- LIFTS

Disclaimer: 1. All dimensions are in metric, measured to wall finishes. 2. All materials, dimensions & drawings are approximate. 3. Information is subject to change without notice, at developer's absolute discretion. 4. Actual area may vary from the stated area. 5. Drawing are not to scale. 6. All images used are for illustrative purpose only and do not represent the actual size, features, specifications, fittings and furnishings. 7. The developer reserves the right to make revisions/ alterations, at its absolute discretion, without any liability whatsoever.

3 BEDROOM APARTMENT
TYPE A (with maid room and powder room + balcony)

TOTAL SALEABLE AREA
SUITE = 1,901.44 SQ.FT.
BALCONY = 182.88 SQ.FT.
TOTAL = 2,084.32 SQ.FT.



List of unit numbers with this unit plan:

VIEWS

Blue waters, Ain Dubai, Palm Jumeirah, Harbour, JBR Beach, Marina, Sea, Marina Skyline, Skydive
3501

Disclaimer: 1. All dimensions are in metric, measured to wall finishes. 2. All materials, dimensions & drawings are approximate. 3. Information is subject to change without notice, at developer's absolute discretion. 4. Actual area may vary from the stated area. 5. Drawing are not to scale. 6. All images used are for illustrative purpose only and do not represent the actual size, features, specifications, fittings and furnishings. 7. The developer reserves the right to make revisions/ alterations, at its absolute discretion, without any liability whatsoever.

3 BEDROOM APARTMENT

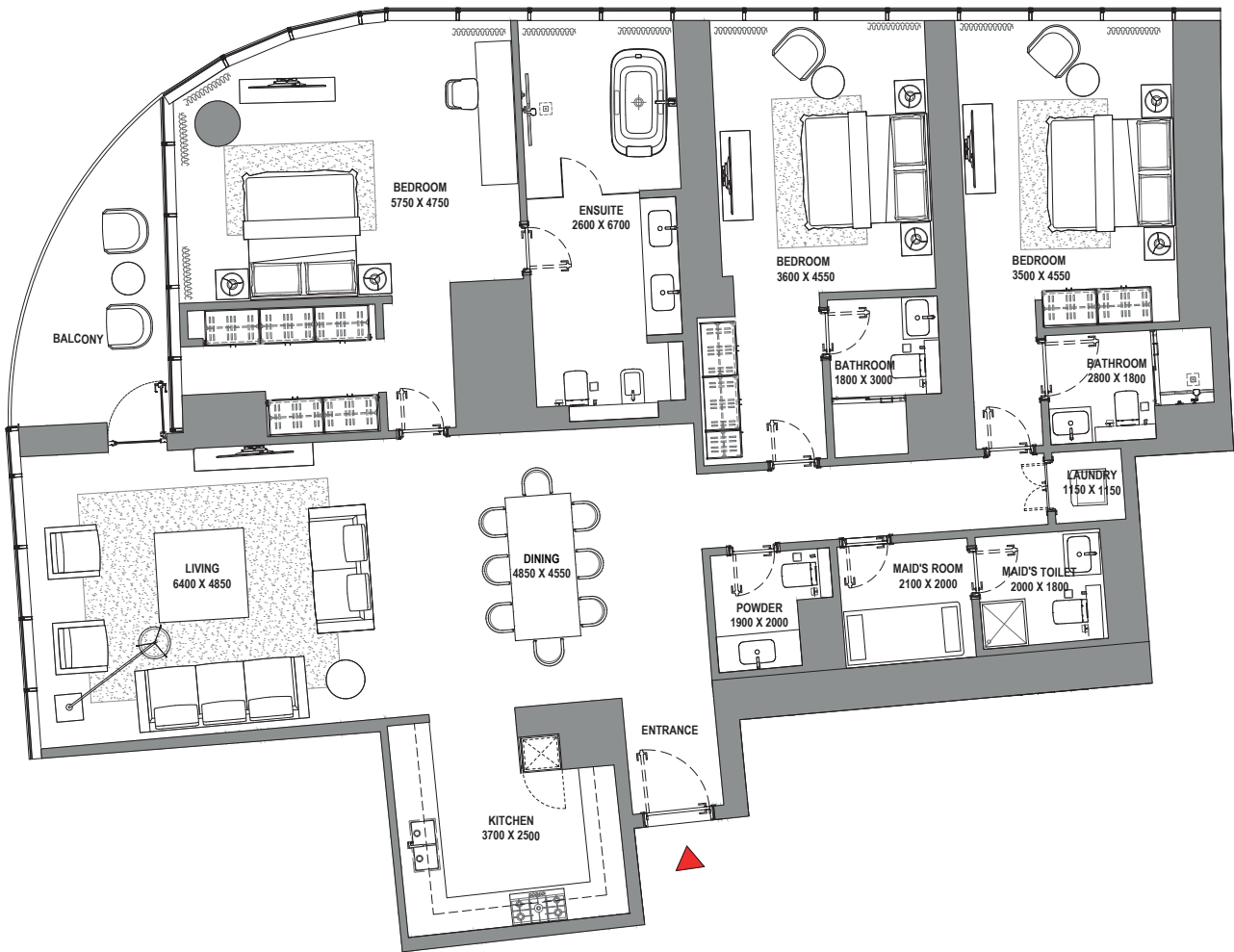

TYPE C (with maid room and powder room + balcony)

TOTAL SALEABLE AREA

SUITE = 2,370.00 SQ.FT.

BALCONY = 117.54 SQ.FT.

TOTAL = 2,487.54 SQ.FT.



List of unit numbers with this unit plan:

VIEWS

Palm Jumeirah, Harbour, Sea, Skydive
3504

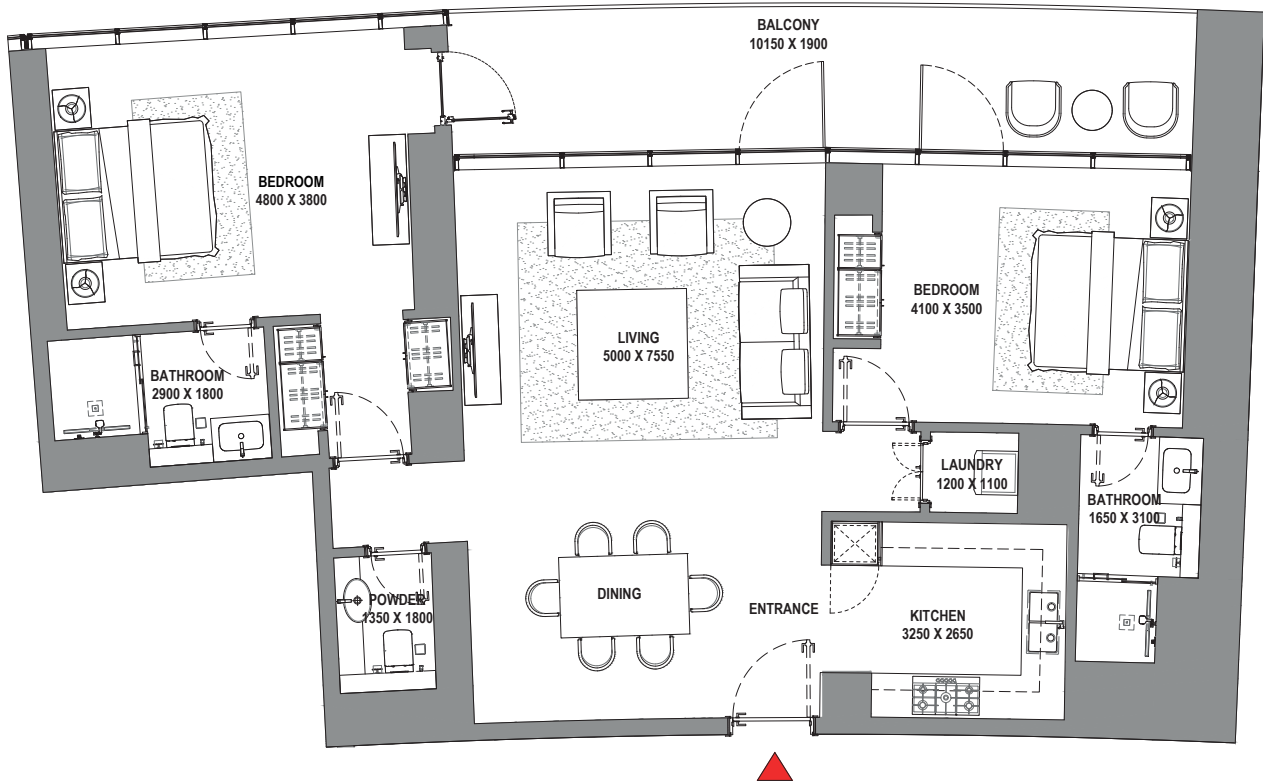

Disclaimer: 1. All dimensions are in metric, measured to wall finishes. 2. All materials, dimensions & drawings are approximate. 3. Information is subject to change without notice, at developer's absolute discretion. 4. Actual area may vary from the stated area. 5. Drawing are not to scale. 6. All images used are for illustrative purpose only and do not represent the actual size, features, specifications, fittings and furnishings. 7. The developer reserves the right to make revisions/ alterations, at its absolute discretion, without any liability whatsoever.

2 BEDROOM APARTMENT

TYPE A (with powder room + balcony)

TOTAL SALEABLE AREA

SUITE = 1,261.21 SQ.FT.
BALCONY = 232.39 SQ.FT.
TOTAL = 1,493.6 SQ.FT.



List of unit numbers with this unit plan:

VIEWS

Blue waters, Ain Dubai, Palm Jumeirah, Harbour, Sea, Skydive
3502

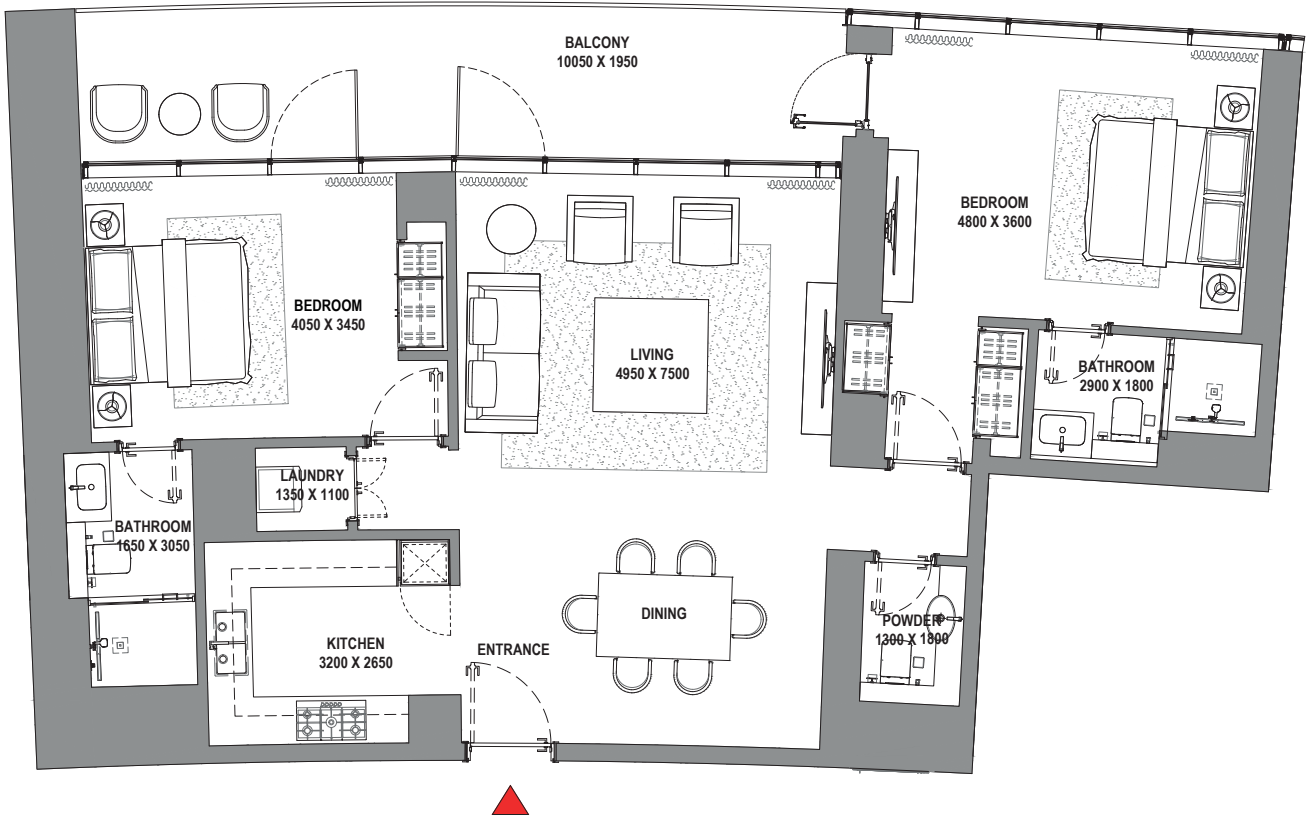
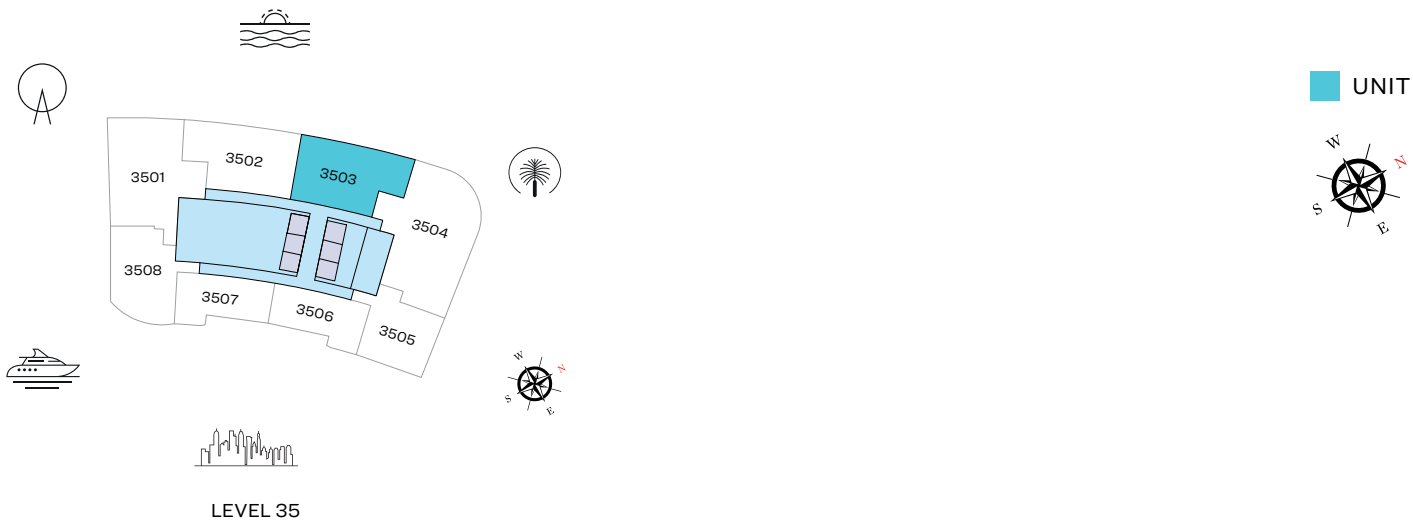
Disclaimer: 1. All dimensions are in metric, measured to wall finishes. 2. All materials, dimensions & drawings are approximate. 3. Information is subject to change without notice, at developer's absolute discretion. 4. Actual area may vary from the stated area. 5. Drawing are not to scale. 6. All images used are for illustrative purpose only and do not represent the actual size, features, specifications, fittings and furnishings. 7. The developer reserves the right to make revisions/ alterations, at its absolute discretion, without any liability whatsoever.

2 BEDROOM APARTMENT

TYPE B (with powder room + balcony)

TOTAL SALEABLE AREA

SUITE = 1,243.45 SQ.FT.
BALCONY = 235.51 SQ.FT.
TOTAL = 1,478.96 SQ.FT.



List of unit numbers with this unit plan:

VIEWS

Palm Jumeirah, Harbour, Sea, Skydive
3503

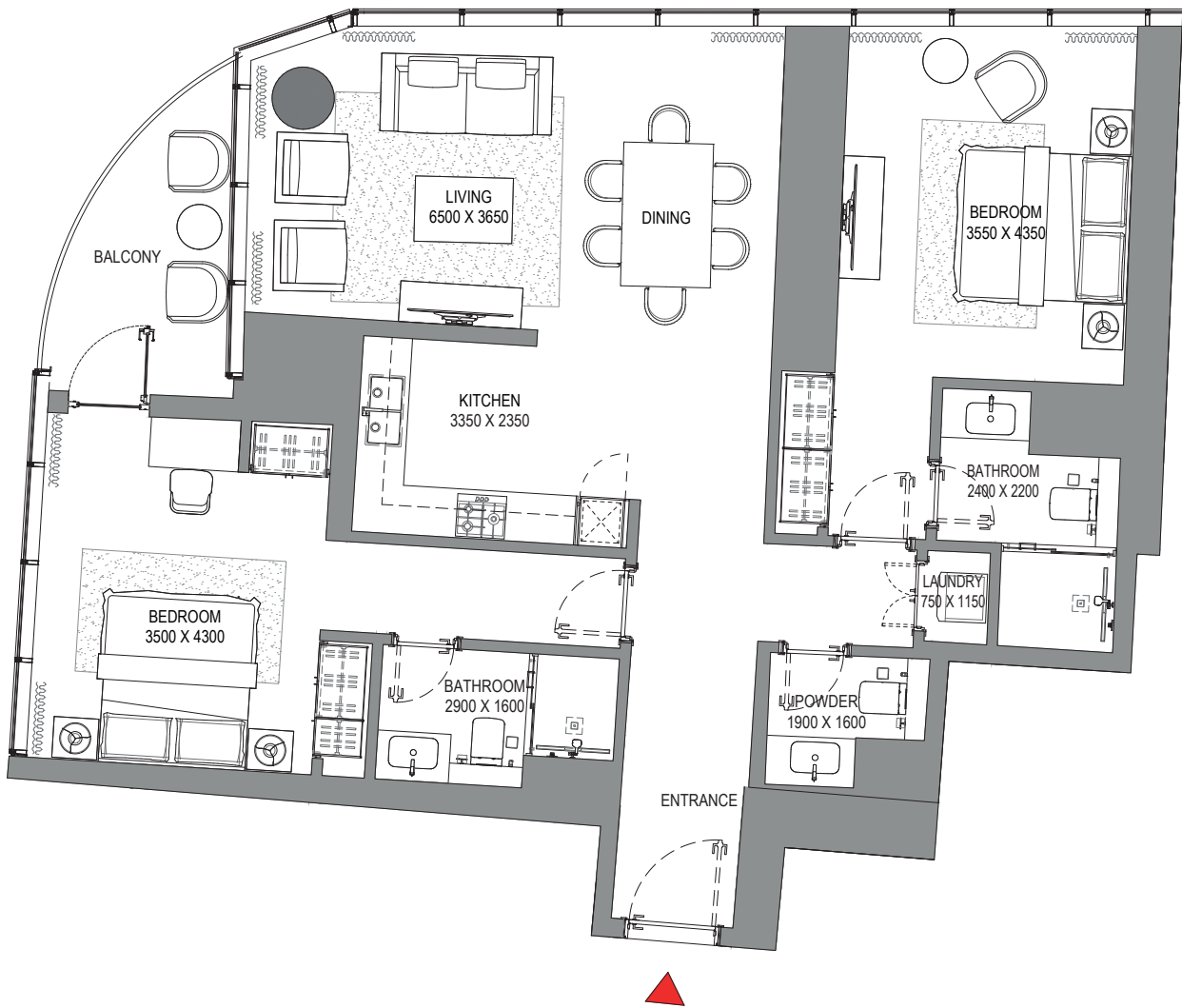

Disclaimer: 1. All dimensions are in metric, measured to wall finishes. 2. All materials, dimensions & drawings are approximate. 3. Information is subject to change without notice, at developer's absolute discretion. 4. Actual area may vary from the stated area. 5. Drawing are not to scale. 6. All images used are for illustrative purpose only and do not represent the actual size, features, specifications, fittings and furnishings. 7. The developer reserves the right to make revisions/ alterations, at its absolute discretion, without any liability whatsoever.

2 BEDROOM APARTMENT

TYPE D (with powder room + balcony)

TOTAL SALEABLE AREA

SUITE = 1,234.51 SQ.FT.
BALCONY = 75.02 SQ.FT.
TOTAL = 1,309.53 SQ.FT.



List of unit numbers with this unit plan:

VIEWS

Blue waters, Ain Dubai, JBR Beach, Marina, Sea
3508

Disclaimer: 1. All dimensions are in metric, measured to wall finishes. 2. All materials, dimensions & drawings are approximate. 3. Information is subject to change without notice, at developer's absolute discretion. 4. Actual area may vary from the stated area. 5. Drawing are not to scale. 6. All images used are for illustrative purpose only and do not represent the actual size, features, specifications, fittings and furnishings. 7. The developer reserves the right to make revisions/ alterations, at its absolute discretion, without any liability whatsoever.

1 BEDROOM APARTMENT

TYPE A (with powder room + balcony)

TOTAL SALEABLE AREA

SUITE = 800.30 SQ.FT.

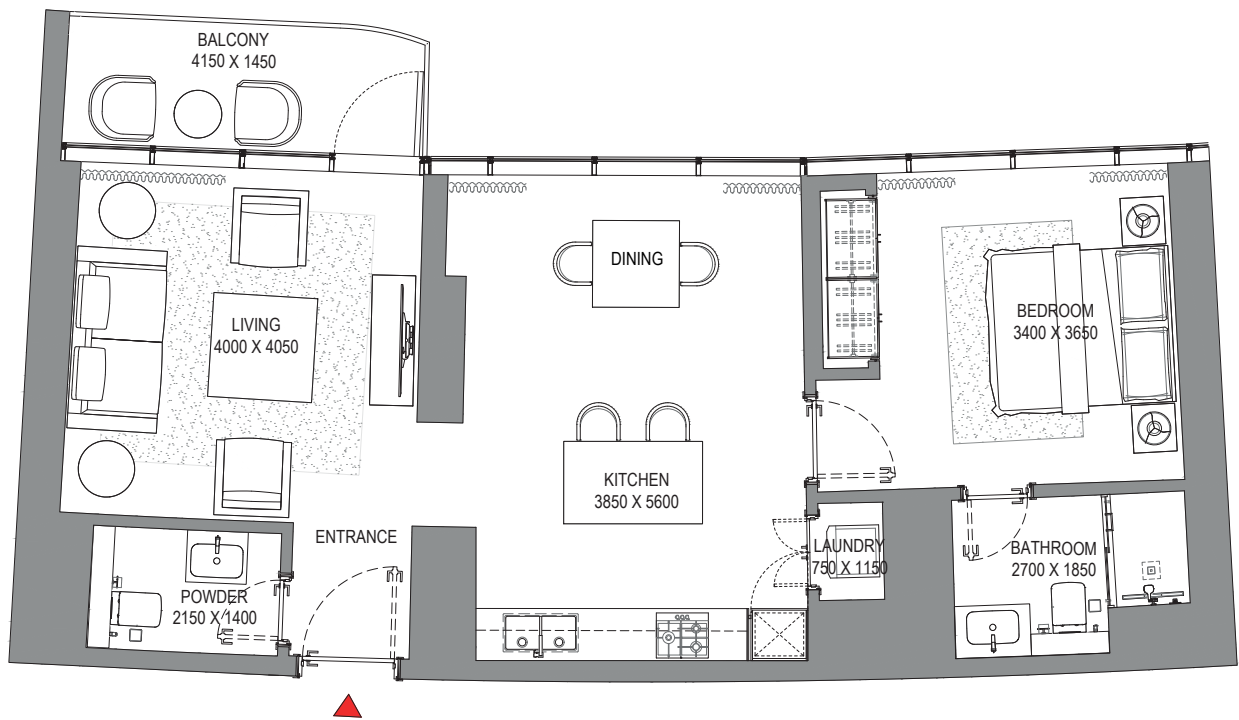
BALCONY = 70.72 SQ.FT.

TOTAL = 871.02 SQ.FT.



LEVEL 35

UNIT



List of unit numbers with this unit plan:

VIEWS

Marina, Marina Skyline
3506

Disclaimer: 1. All dimensions are in metric, measured to wall finishes. 2. All materials, dimensions & drawings are approximate. 3. Information is subject to change without notice, at developer's absolute discretion. 4. Actual area may vary from the stated area. 5. Drawing are not to scale. 6. All images used are for illustrative purpose only and do not represent the actual size, features, specifications, fittings and furnishings. 7. The developer reserves the right to make revisions/ alterations, at its absolute discretion, without any liability whatsoever.

1 BEDROOM APARTMENT

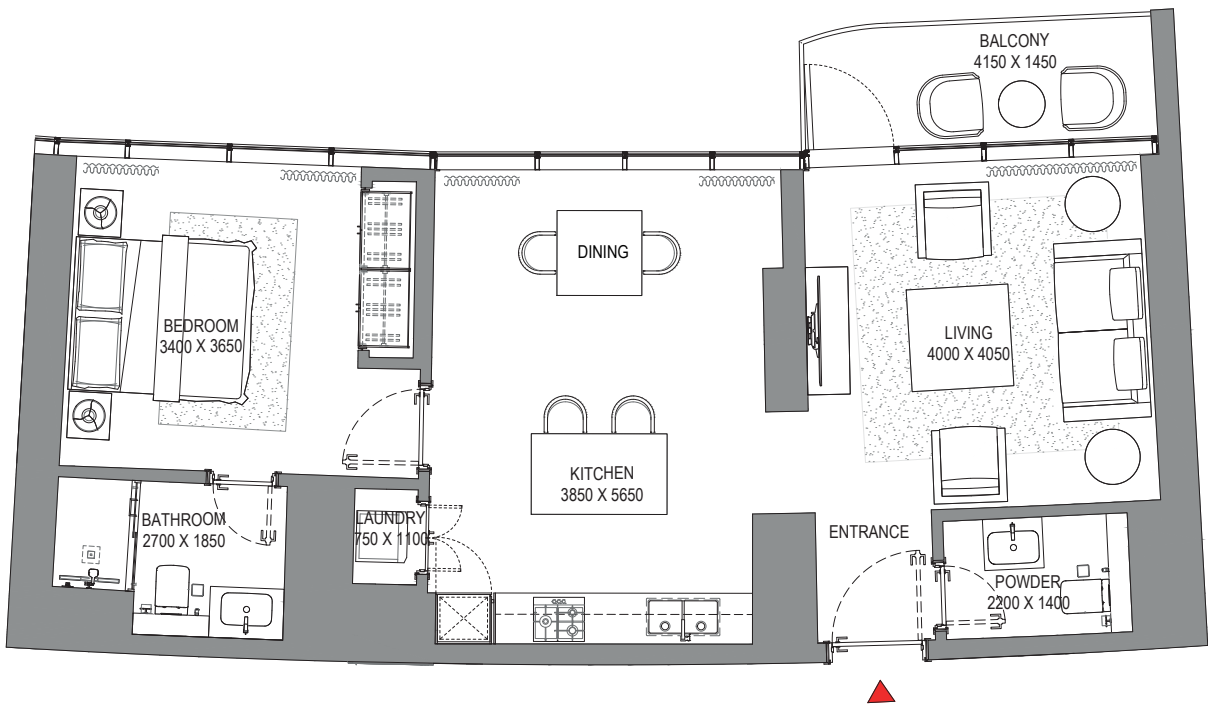
TYPE B (with powder room + balcony)

TOTAL SALEABLE AREA

SUITE = 799.33 SQ.FT.
BALCONY = 68.57 SQ.FT.
TOTAL = 867.9 SQ.FT.



LEVEL 35



List of unit numbers with this unit plan:

VIEWS

Marina, Marina Skyline
3507

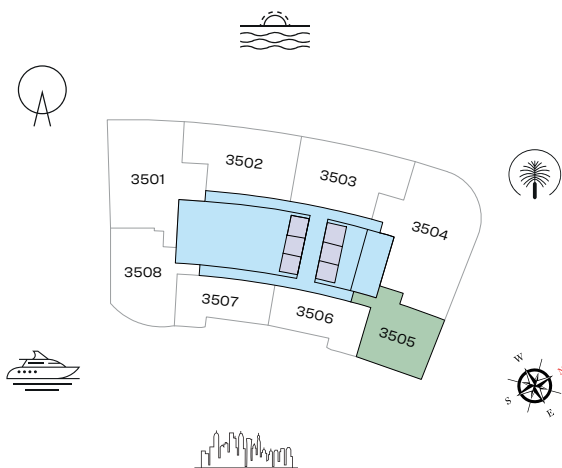
Disclaimer: 1. All dimensions are in metric, measured to wall finishes. 2. All materials, dimensions & drawings are approximate. 3. Information is subject to change without notice, at developer's absolute discretion. 4. Actual area may vary from the stated area. 5. Drawing are not to scale. 6. All images used are for illustrative purpose only and do not represent the actual size, features, specifications, fittings and furnishings. 7. The developer reserves the right to make revisions/ alterations, at its absolute discretion, without any liability whatsoever.

1 BEDROOM APARTMENT

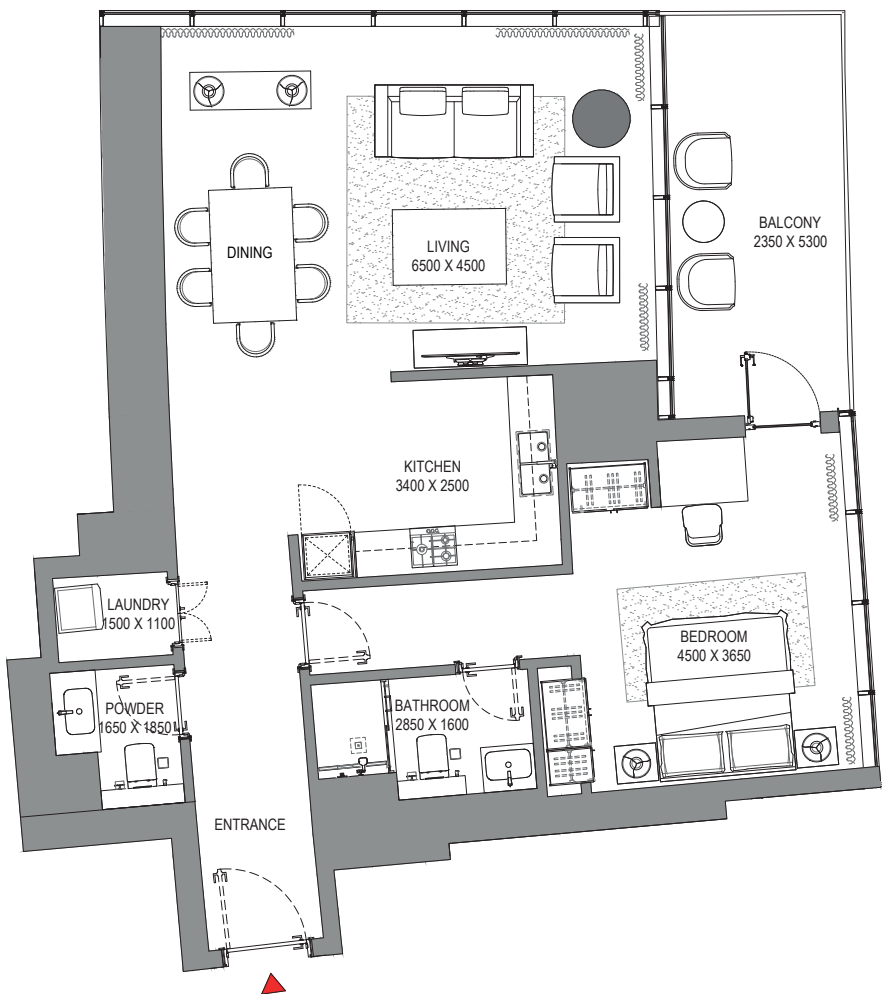
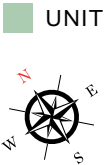
TYPE C (with powder room + balcony)

TOTAL SALEABLE AREA

SUITE = 988.34 SQ.FT.
BALCONY = 139.39 SQ.FT.
TOTAL = 1,127.73SQ.FT.



LEVEL 35



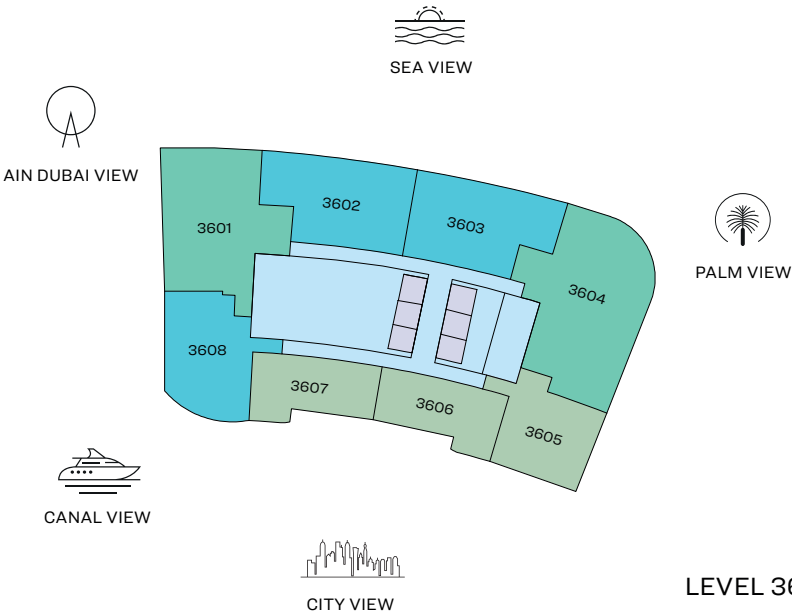
List of unit numbers with this unit plan:

VIEWS

Marina, Marina Skyline
3505

Disclaimer: 1. All dimensions are in metric, measured to wall finishes. 2. All materials, dimensions & drawings are approximate. 3. Information is subject to change without notice, at developer's absolute discretion. 4. Actual area may vary from the stated area. 5. Drawing are not to scale. 6. All images used are for illustrative purpose only and do not represent the actual size, features, specifications, fittings and furnishings. 7. The developer reserves the right to make revisions/ alterations, at its absolute discretion, without any liability whatsoever.

FLOOR PLAN LAYOUT
TOWER A



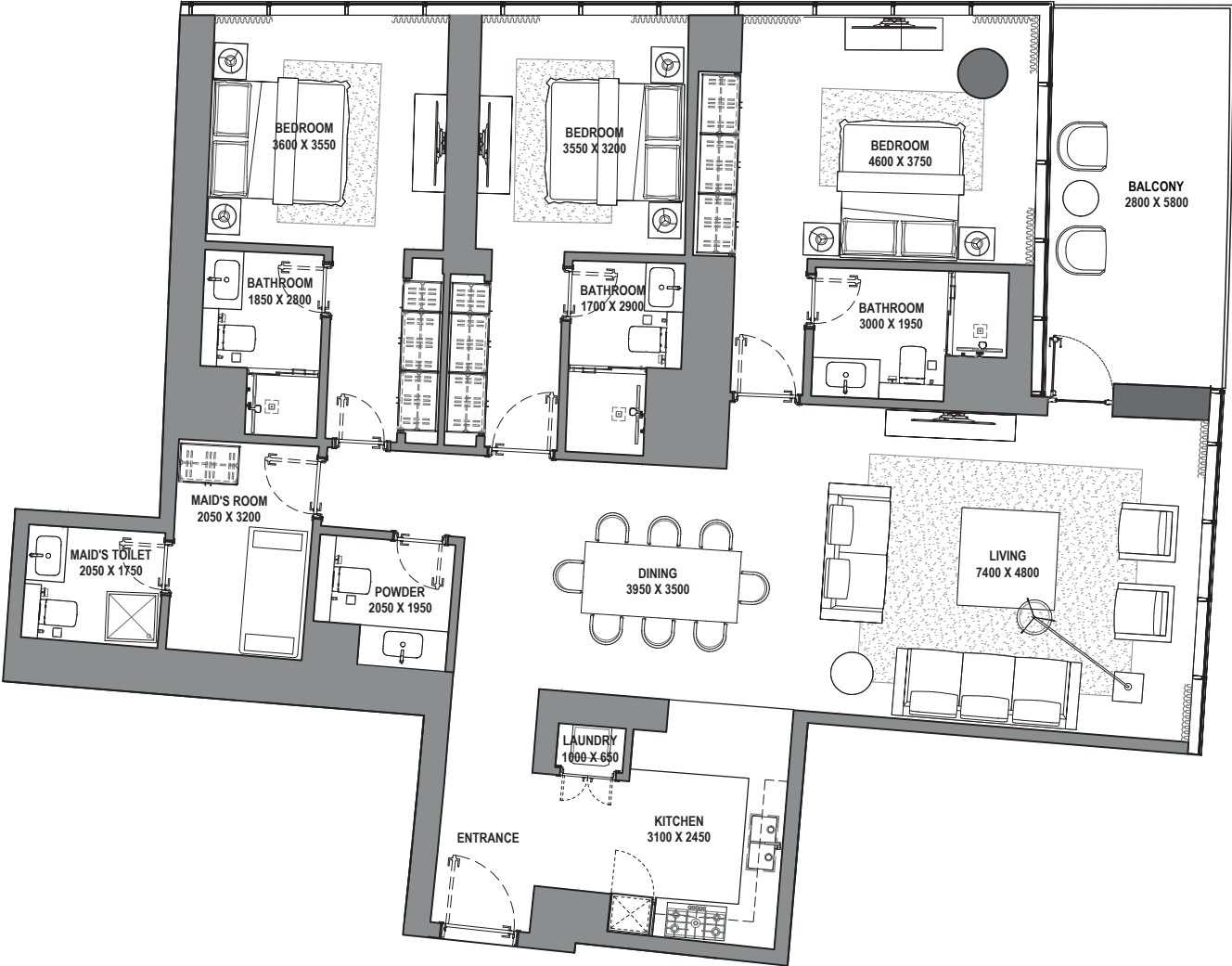

LEVEL 36

- 1 BED UNIT
- 3 BED UNIT
- LIFTS
- 2 BED UNIT
- LOBBIES, CORRIDORS & STAIRS

Disclaimer: 1. All dimensions are in metric, measured to wall finishes. 2. All materials, dimensions & drawings are approximate. 3. Information is subject to change without notice, at developer's absolute discretion. 4. Actual area may vary from the stated area. 5. Drawing are not to scale. 6. All images used are for illustrative purpose only and do not represent the actual size, features, specifications, fittings and furnishings. 7. The developer reserves the right to make revisions/ alterations, at its absolute discretion, without any liability whatsoever.

3 BEDROOM APARTMENT
TYPE A (with maid room and powder room + balcony)

TOTAL SALEABLE AREA
SUITE = 1,914.25 SQ.FT.
BALCONY = 184.17 SQ.FT.
TOTAL = 2,098.42 SQ.FT.



List of unit numbers with this unit plan:

VIEWS

Blue waters, Ain Dubai, Palm Jumeirah, Harbour, JBR Beach, Marina, Sea, Marina Skyline, Skydive
3601

Disclaimer: 1. All dimensions are in metric, measured to wall finishes. 2. All materials, dimensions & drawings are approximate. 3. Information is subject to change without notice, at developer's absolute discretion. 4. Actual area may vary from the stated area. 5. Drawing are not to scale. 6. All images used are for illustrative purpose only and do not represent the actual size, features, specifications, fittings and furnishings. 7. The developer reserves the right to make revisions/ alterations, at its absolute discretion, without any liability whatsoever.

3 BEDROOM APARTMENT

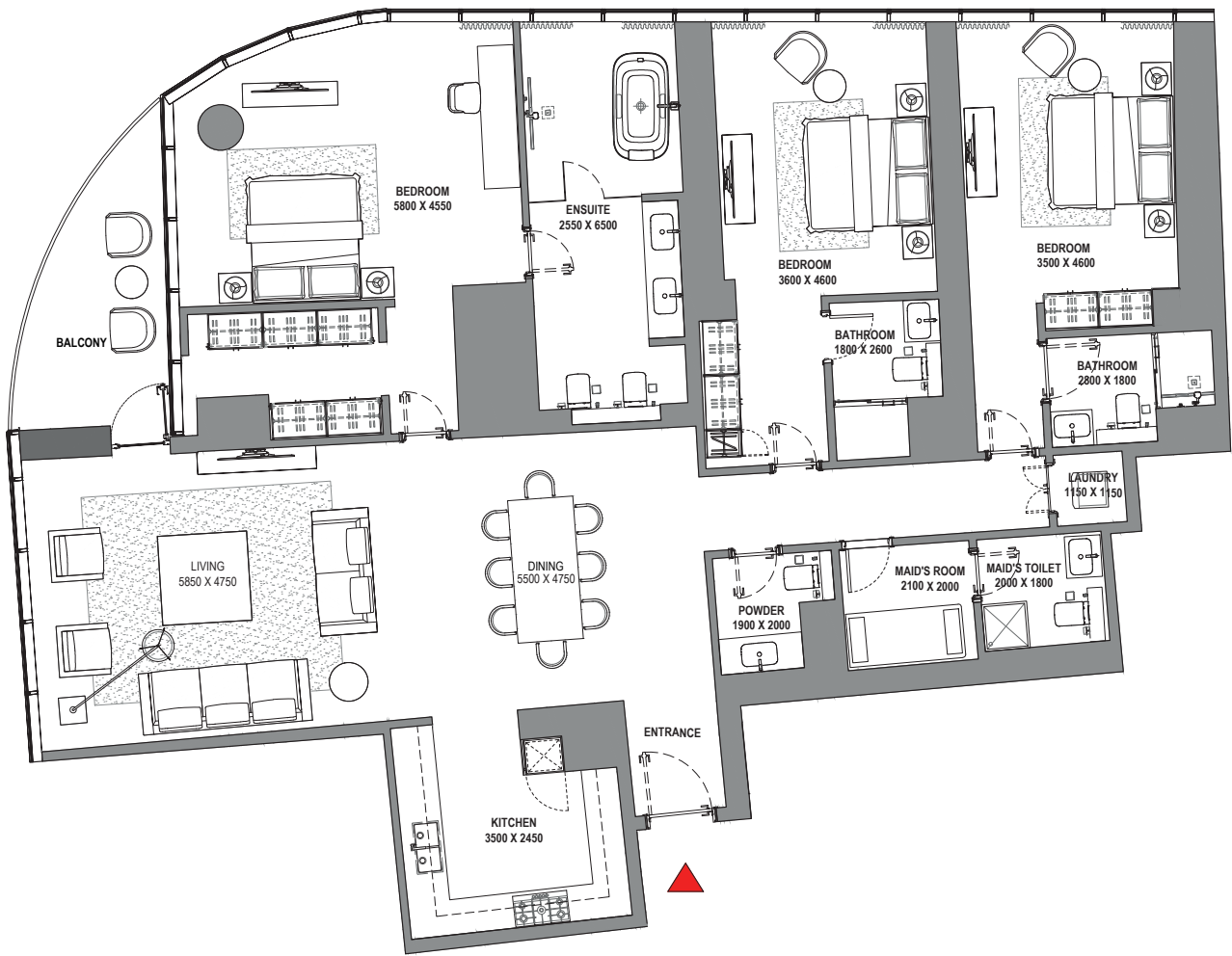

TYPE C (with maid room and powder room + balcony)

TOTAL SALEABLE AREA

SUITE = 2,385.93 SQ.FT.

BALCONY = 118.73 SQ.FT.

TOTAL = 2,504.66 SQ.FT.



List of unit numbers with this unit plan:

VIEWS

Palm Jumeirah, Harbour, Sea, Skydive
3604

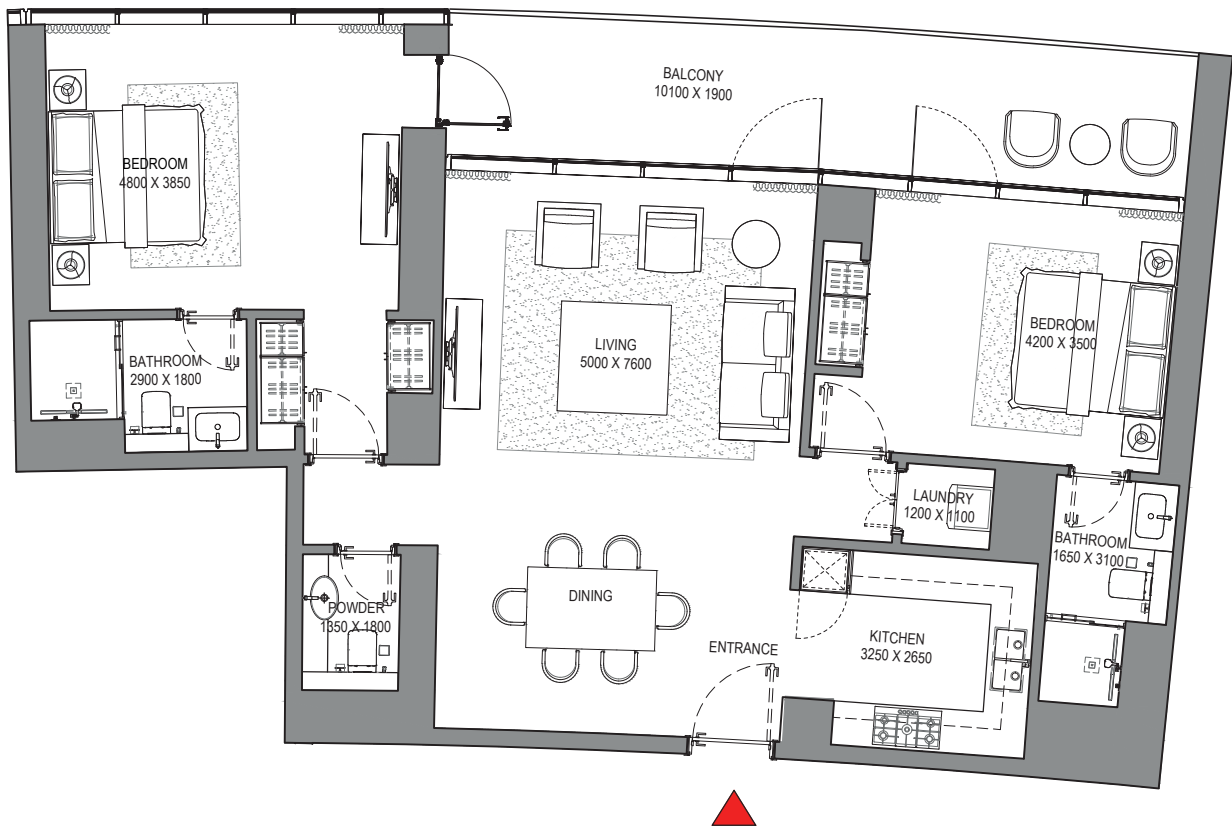

Disclaimer: 1. All dimensions are in metric, measured to wall finishes. 2. All materials, dimensions & drawings are approximate. 3. Information is subject to change without notice, at developer's absolute discretion. 4. Actual area may vary from the stated area. 5. Drawing are not to scale. 6. All images used are for illustrative purpose only and do not represent the actual size, features, specifications, fittings and furnishings. 7. The developer reserves the right to make revisions/ alterations, at its absolute discretion, without any liability whatsoever.

2 BEDROOM APARTMENT

TYPE A (with powder room + balcony)

TOTAL SALEABLE AREA

SUITE = 1,270.03 SQ.FT.
BALCONY = 232.39 SQ.FT.
TOTAL = 1,502.42 SQ.FT.



List of unit numbers with this unit plan:

VIEWS

Blue waters, Ain Dubai, Palm Jumeirah, Harbour, Sea, Skydive
3602

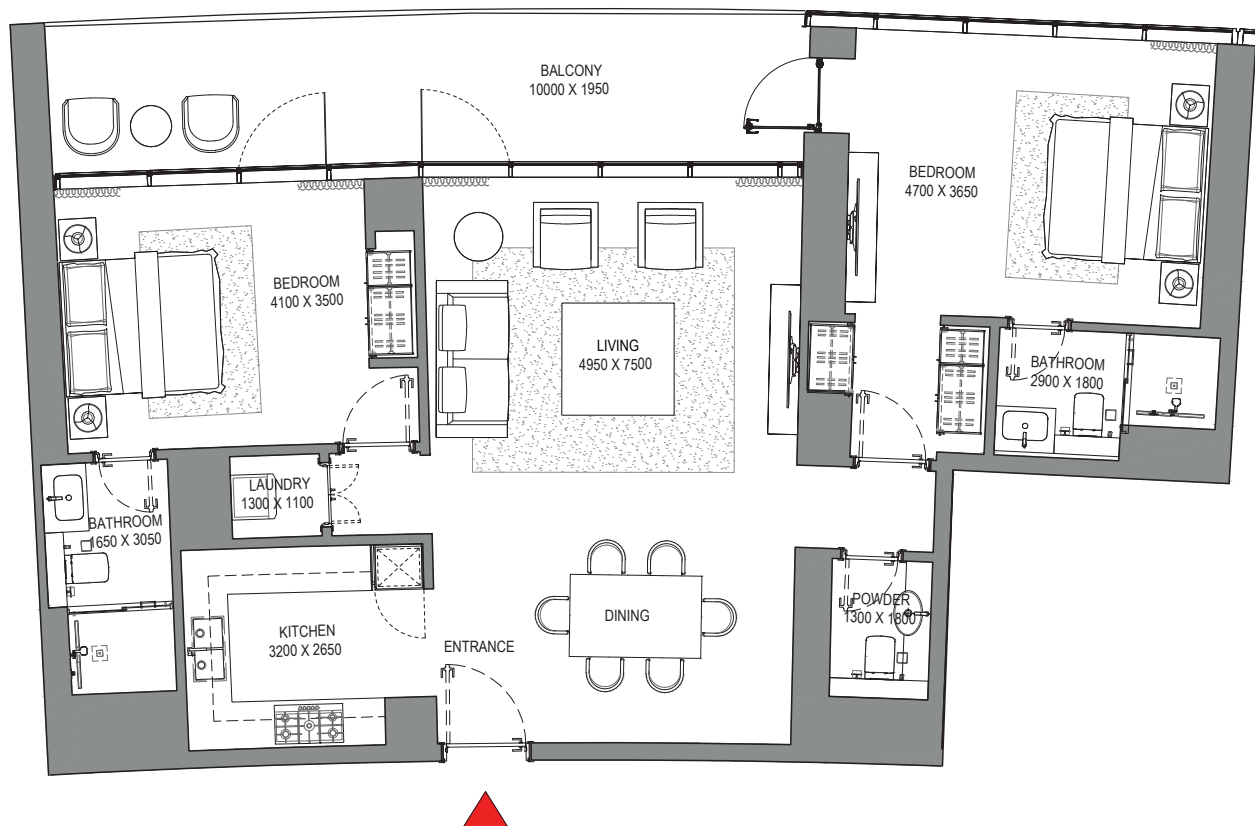

Disclaimer: 1. All dimensions are in metric, measured to wall finishes. 2. All materials, dimensions & drawings are approximate. 3. Information is subject to change without notice, at developer's absolute discretion. 4. Actual area may vary from the stated area. 5. Drawing are not to scale. 6. All images used are for illustrative purpose only and do not represent the actual size, features, specifications, fittings and furnishings. 7. The developer reserves the right to make revisions/ alterations, at its absolute discretion, without any liability whatsoever.

2 BEDROOM APARTMENT

TYPE B (with powder room + balcony)

TOTAL SALEABLE AREA

SUITE = 1,252.38 SQ.FT.
BALCONY = 235.62 SQ.FT.
TOTAL = 1,488.00 SQ.FT.



List of unit numbers with this unit plan:

VIEWS

Palm Jumeirah, Harbour, Sea, Skydive
3603

Disclaimer: 1. All dimensions are in metric, measured to wall finishes. 2. All materials, dimensions & drawings are approximate. 3. Information is subject to change without notice, at developer's absolute discretion. 4. Actual area may vary from the stated area. 5. Drawing are not to scale. 6. All images used are for illustrative purpose only and do not represent the actual size, features, specifications, fittings and furnishings. 7. The developer reserves the right to make revisions/ alterations, at its absolute discretion, without any liability whatsoever.

2 BEDROOM APARTMENT

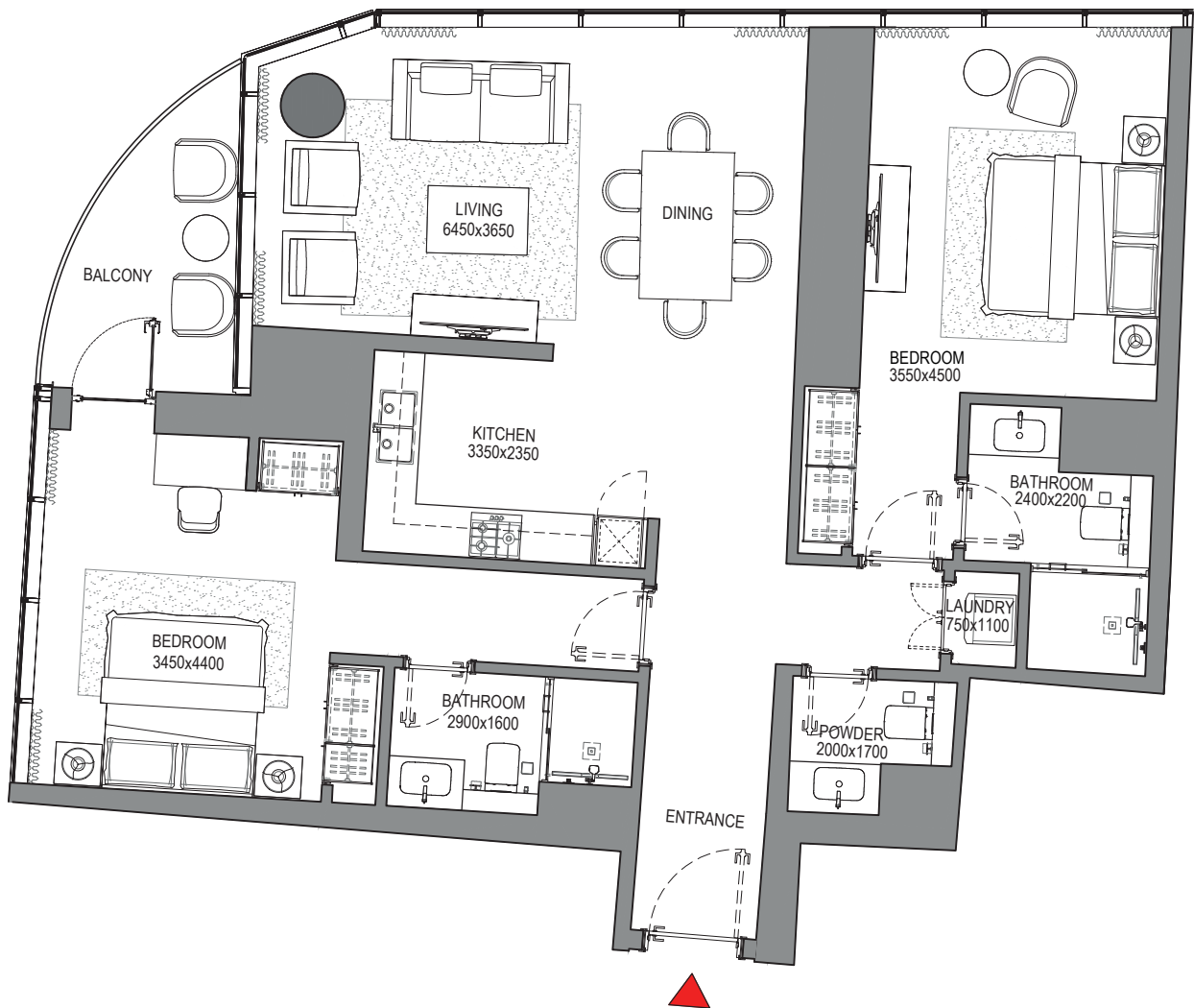
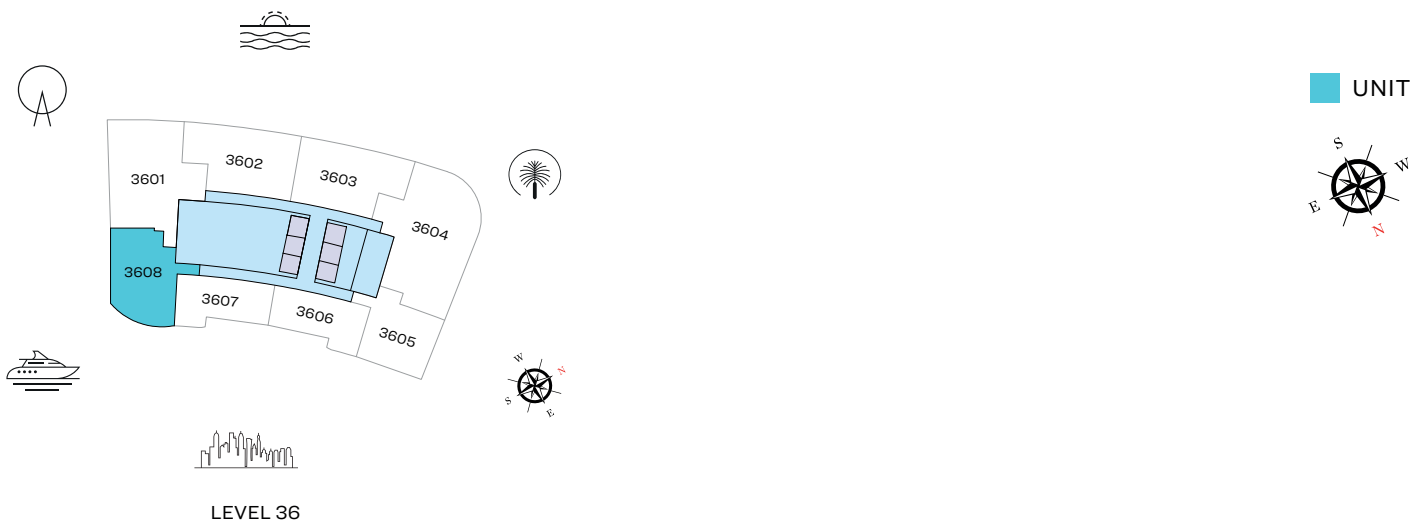
TYPE D (with powder room + balcony)

TOTAL SALEABLE AREA

SUITE = 1,239.68 SQ.FT.

BALCONY = 78.25 SQ.FT.

TOTAL = 1,317.93 SQ.FT.



List of unit numbers with this unit plan:

VIEWS

Blue waters, Ain Dubai, JBR Beach, Marina, Sea
3608

Disclaimer: 1. All dimensions are in metric, measured to wall finishes. 2. All materials, dimensions & drawings are approximate. 3. Information is subject to change without notice, at developer's absolute discretion. 4. Actual area may vary from the stated area. 5. Drawing are not to scale. 6. All images used are for illustrative purpose only and do not represent the actual size, features, specifications, fittings and furnishings. 7. The developer reserves the right to make revisions/ alterations, at its absolute discretion, without any liability whatsoever.

1 BEDROOM APARTMENT

TYPE A (with powder room + balcony)

TOTAL SALEABLE AREA

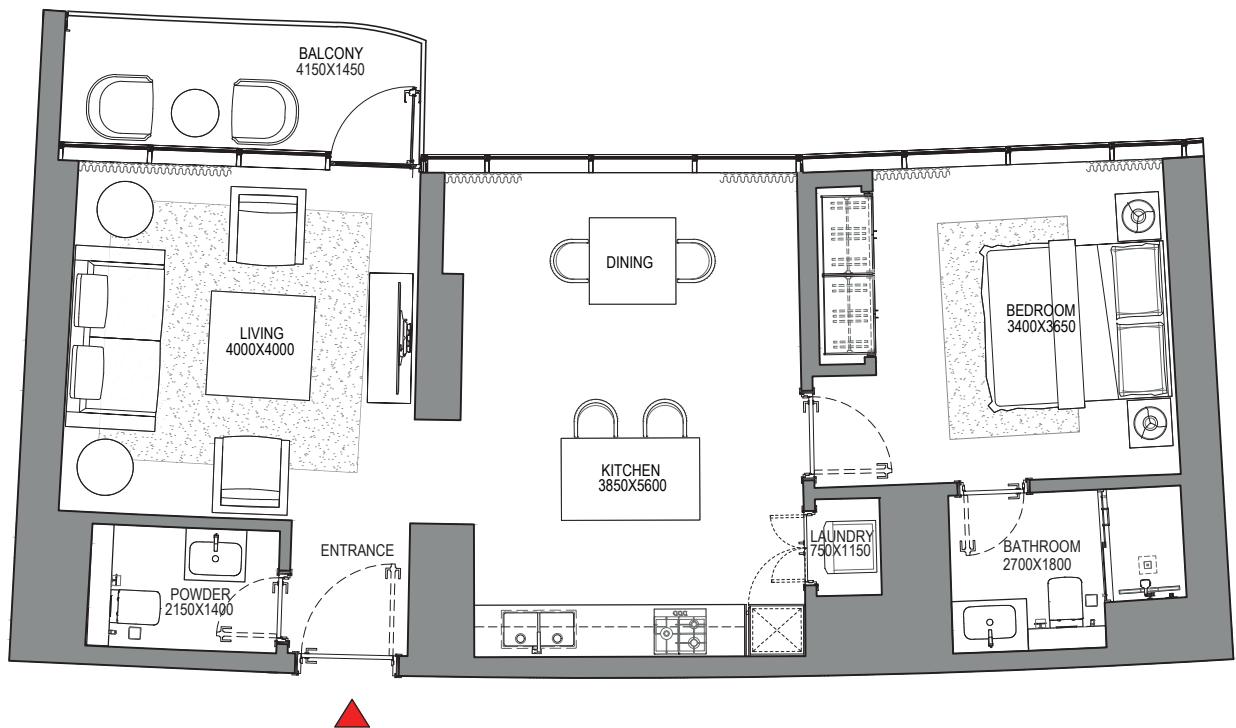
SUITE = 801.05 SQ.FT.

BALCONY = 70.83 SQ.FT.

TOTAL = 871.88 SQ.FT.



LEVEL 36



List of unit numbers with this unit plan:

VIEWS

Marina, Marina Skyline
3606

Disclaimer: 1. All dimensions are in metric, measured to wall finishes. 2. All materials, dimensions & drawings are approximate. 3. Information is subject to change without notice, at developer's absolute discretion. 4. Actual area may vary from the stated area. 5. Drawing are not to scale. 6. All images used are for illustrative purpose only and do not represent the actual size, features, specifications, fittings and furnishings. 7. The developer reserves the right to make revisions/ alterations, at its absolute discretion, without any liability whatsoever.

1 BEDROOM APARTMENT

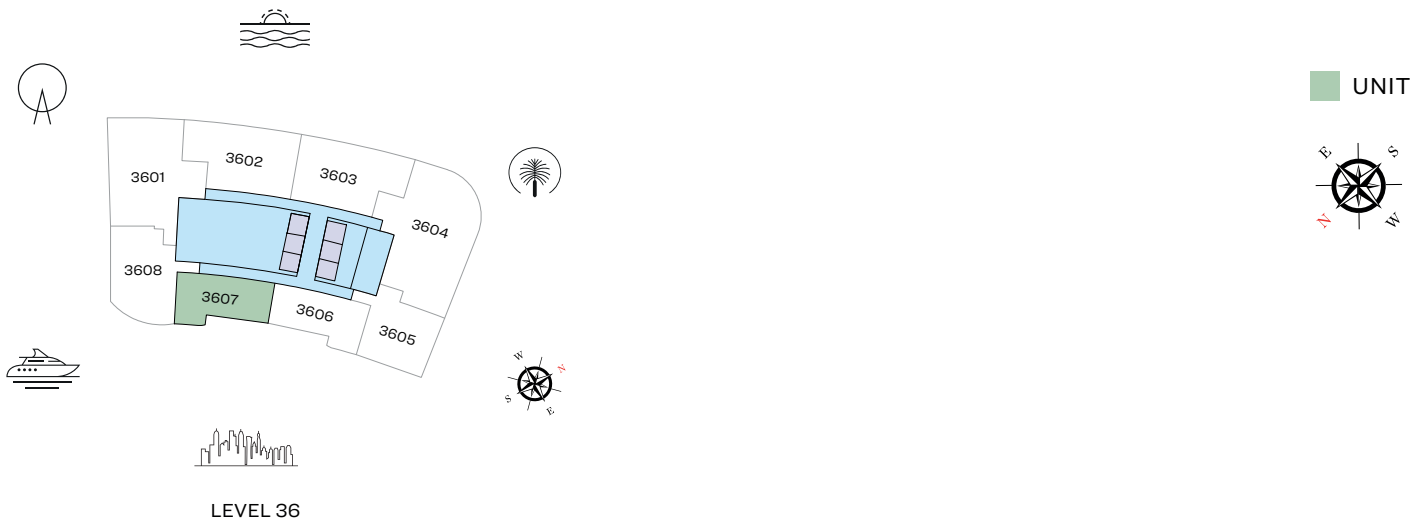
TYPE B (with powder room + balcony)

TOTAL SALEABLE AREA

SUITE = 799.33 SQ.FT.

BALCONY = 68.57 SQ.FT.

TOTAL = 867.9 SQ.FT.



List of unit numbers with this unit plan:

VIEWS

Marina, Marina Skyline
3607

Disclaimer: 1. All dimensions are in metric, measured to wall finishes. 2. All materials, dimensions & drawings are approximate. 3. Information is subject to change without notice, at developer's absolute discretion. 4. Actual area may vary from the stated area. 5. Drawing are not to scale. 6. All images used are for illustrative purpose only and do not represent the actual size, features, specifications, fittings and furnishings. 7. The developer reserves the right to make revisions/ alterations, at its absolute discretion, without any liability whatsoever.

1 BEDROOM APARTMENT

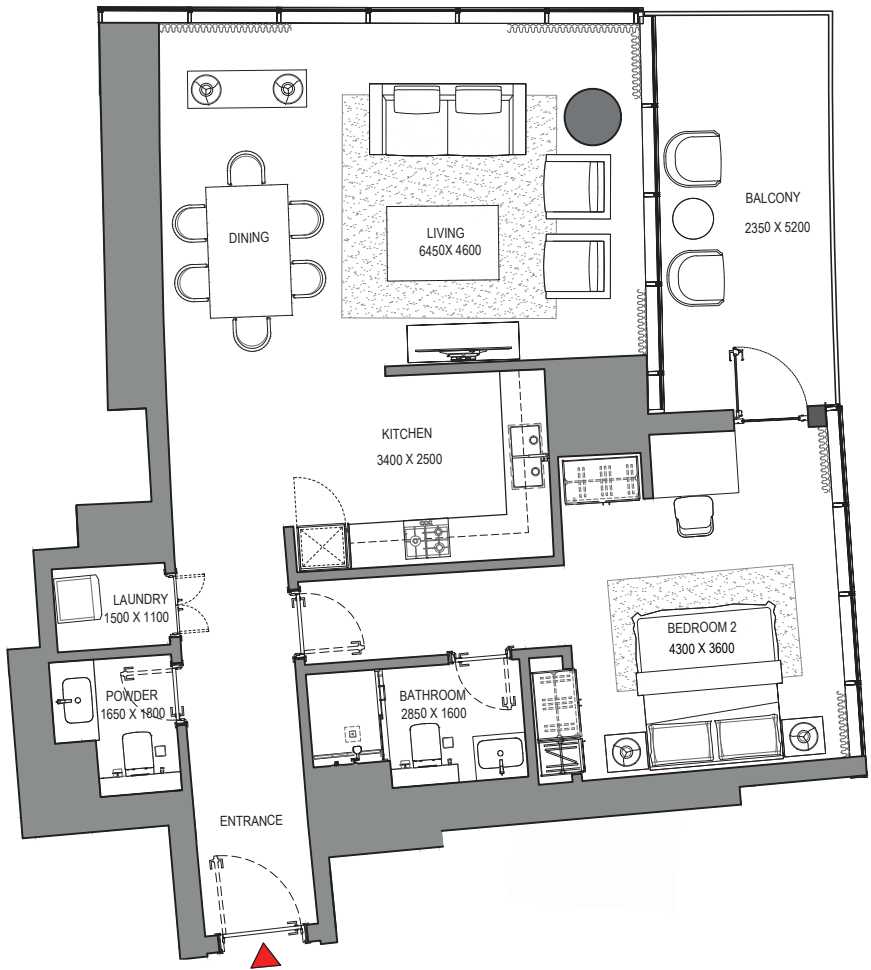
TYPE C (with powder room + balcony)

TOTAL SALEABLE AREA

SUITE = 990.49 SQ.FT.
BALCONY = 140.15 SQ.FT.
TOTAL = 1,130.64 SQ.FT.



LEVEL 36



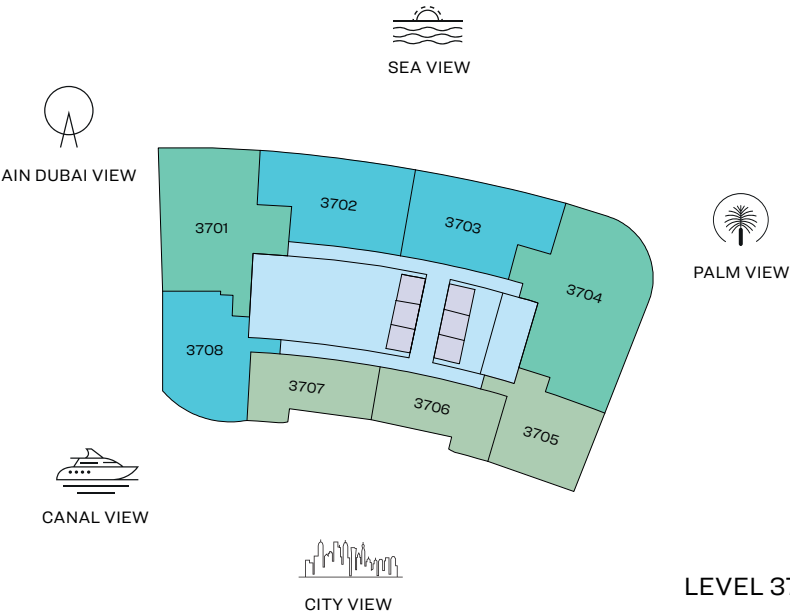
List of unit numbers with this unit plan:

VIEWS

Marina, Marina Skyline
3605

Disclaimer: 1. All dimensions are in metric, measured to wall finishes. 2. All materials, dimensions & drawings are approximate. 3. Information is subject to change without notice, at developer's absolute discretion. 4. Actual area may vary from the stated area. 5. Drawing are not to scale. 6. All images used are for illustrative purpose only and do not represent the actual size, features, specifications, fittings and furnishings. 7. The developer reserves the right to make revisions/ alterations, at its absolute discretion, without any liability whatsoever.

FLOOR PLAN LAYOUT
TOWER A



- 1 BED UNIT
- 3 BED UNIT
- LIFTS
- 2 BED UNIT
- LOBBIES, CORRIDORS & STAIRS

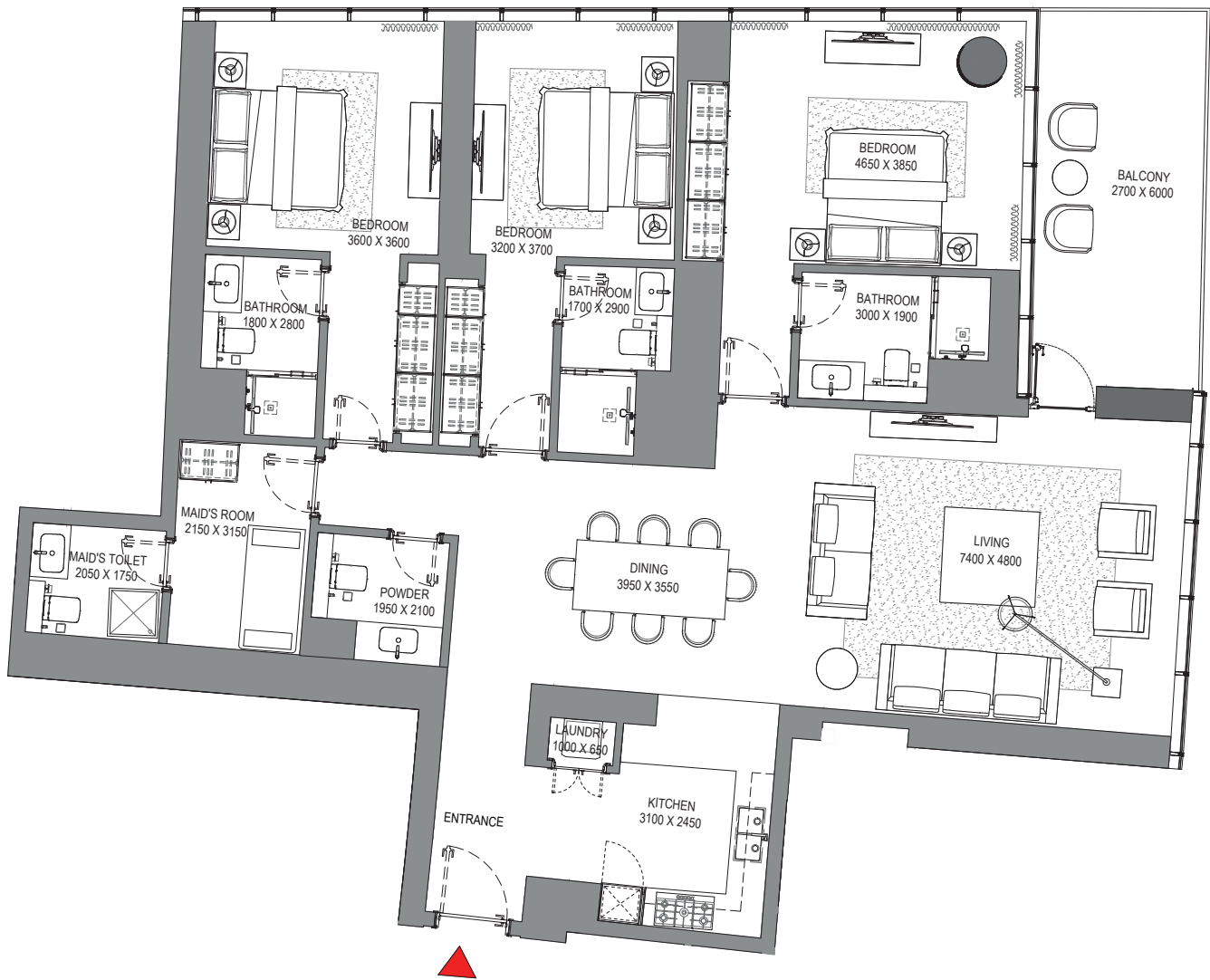
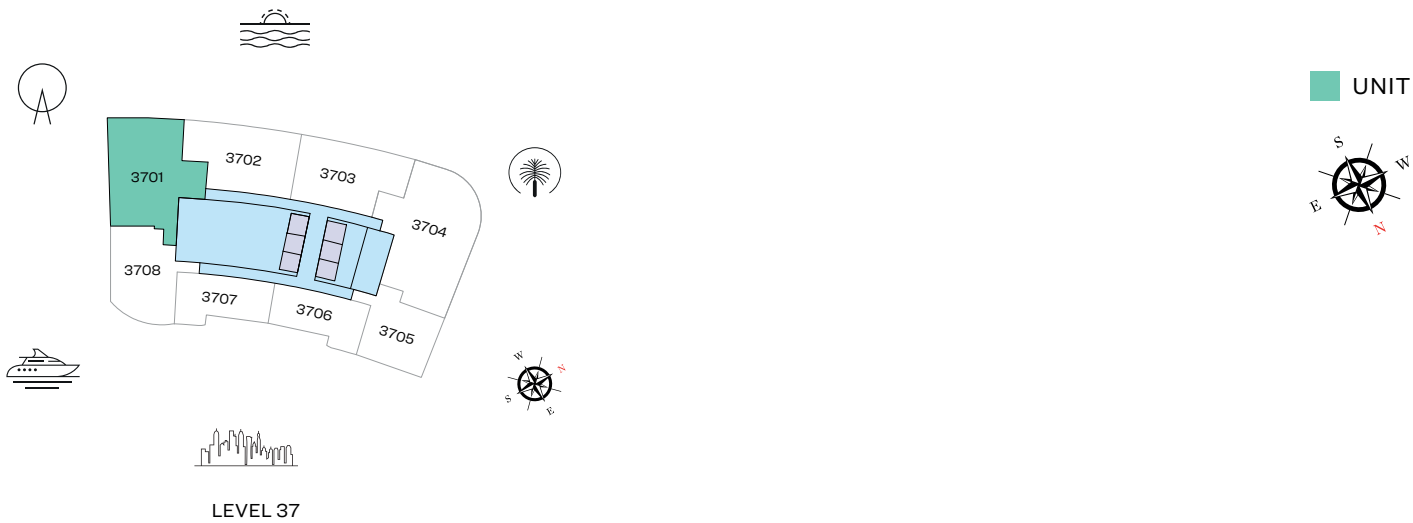
Disclaimer: 1. All dimensions are in metric, measured to wall finishes. 2. All materials, dimensions & drawings are approximate. 3. Information is subject to change without notice, at developer's absolute discretion. 4. Actual area may vary from the stated area. 5. Drawing are not to scale. 6. All images used are for illustrative purpose only and do not represent the actual size, features, specifications, fittings and furnishings. 7. The developer reserves the right to make revisions/ alterations, at its absolute discretion, without any liability whatsoever.

3 BEDROOM APARTMENT

TYPE A (with maid room and powder room + balcony)

TOTAL SALEABLE AREA

SUITE = 1,933.63 SQ.FT.
BALCONY = 183.96 SQ.FT.
TOTAL = 2,117.59 SQ.FT.



List of unit numbers with this unit plan:

VIEWS

Blue waters, Ain Dubai, Palm Jumeirah, Harbour, JBR Beach, Marina, Sea, Marina Skyline, Skydive
3701

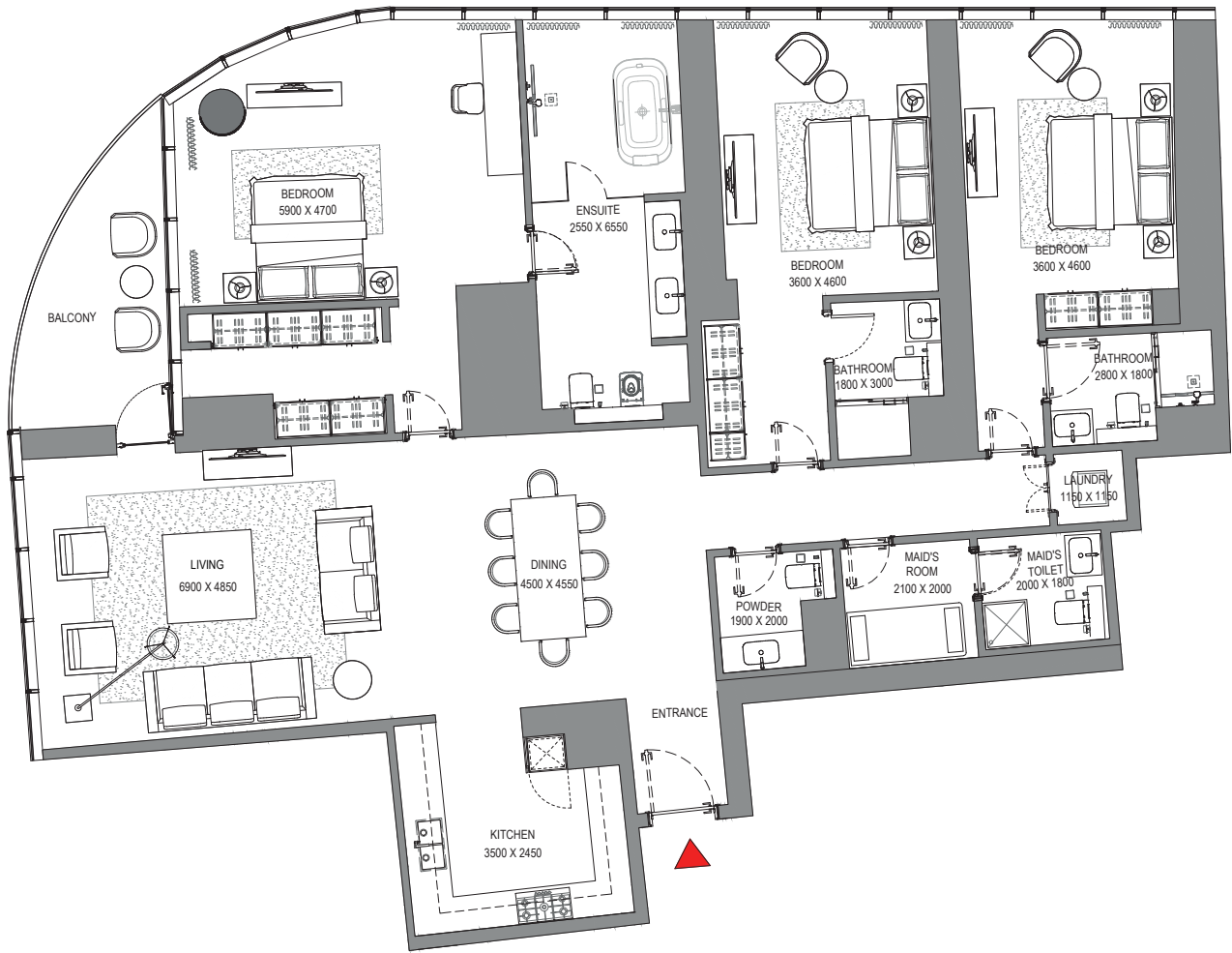

Disclaimer: 1. All dimensions are in metric, measured to wall finishes. 2. All materials, dimensions & drawings are approximate. 3. Information is subject to change without notice, at developer's absolute discretion. 4. Actual area may vary from the stated area. 5. Drawing are not to scale. 6. All images used are for illustrative purpose only and do not represent the actual size, features, specifications, fittings and furnishings. 7. The developer reserves the right to make revisions/ alterations, at its absolute discretion, without any liability whatsoever.

3 BEDROOM APARTMENT

TYPE C (with maid room and powder room + balcony)

TOTAL SALEABLE AREA

SUITE = 2,404.98 SQ.FT.
BALCONY = 123.25 SQ.FT.
TOTAL = 2,528.23 SQ.FT.



List of unit numbers with this unit plan:

VIEWS

Palm Jumeirah, Harbour, Sea, Skydive
3704

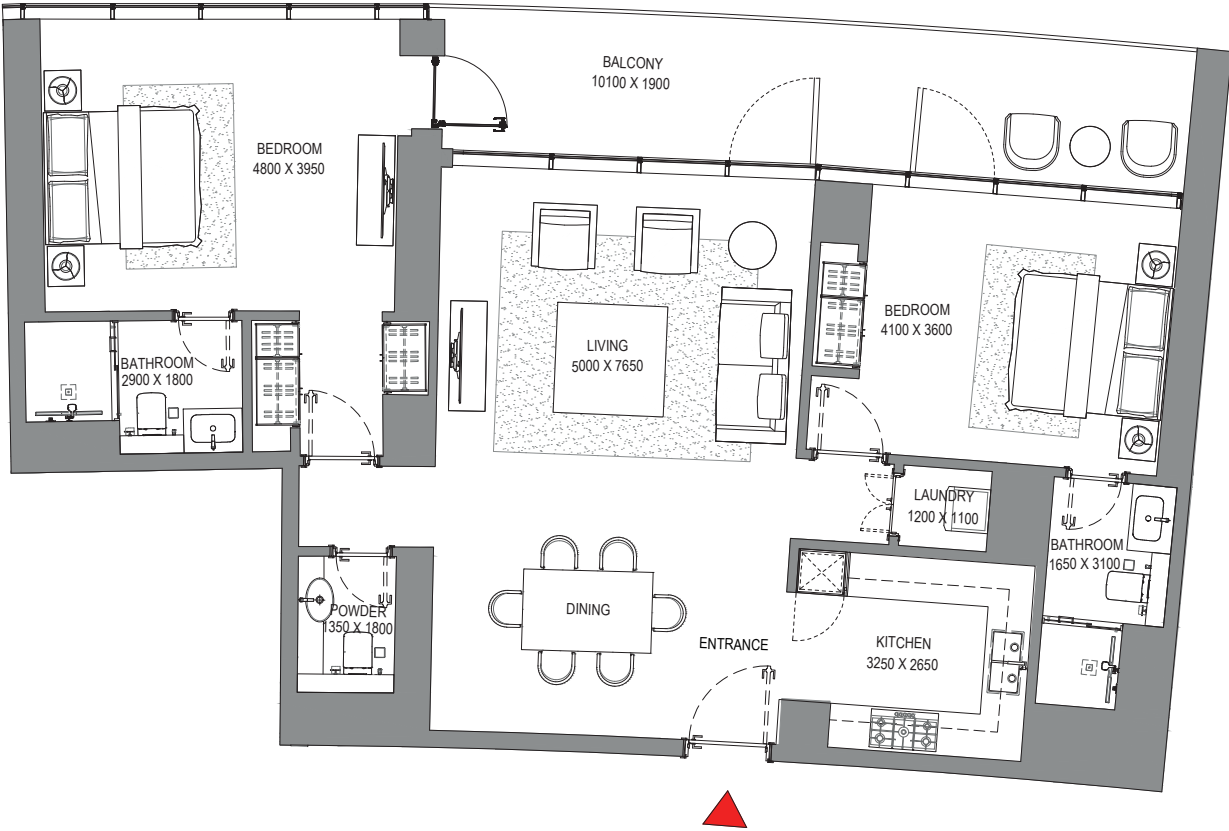

Disclaimer: 1. All dimensions are in metric, measured to wall finishes. 2. All materials, dimensions & drawings are approximate. 3. Information is subject to change without notice, at developer's absolute discretion. 4. Actual area may vary from the stated area. 5. Drawing are not to scale. 6. All images used are for illustrative purpose only and do not represent the actual size, features, specifications, fittings and furnishings. 7. The developer reserves the right to make revisions/ alterations, at its absolute discretion, without any liability whatsoever.

2 BEDROOM APARTMENT

TYPE A (with powder room + balcony)

TOTAL SALEABLE AREA

SUITE = 1,284.24 SQ.FT.
BALCONY = 232.61 SQ.FT.
TOTAL = 1,516.85 SQ.FT.



List of unit numbers with this unit plan:

VIEWS

Blue waters, Ain Dubai, Palm Jumeirah, Harbour, Sea, Skydive
3702

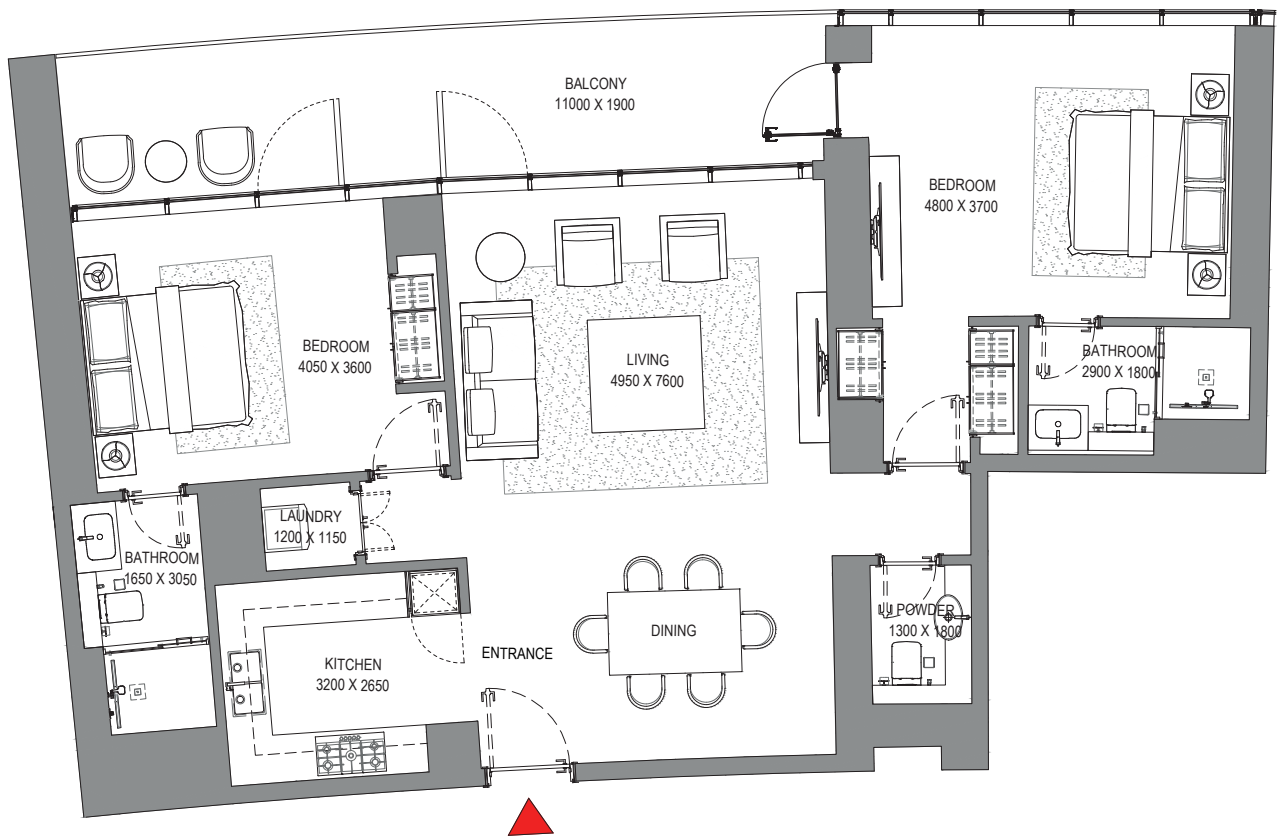
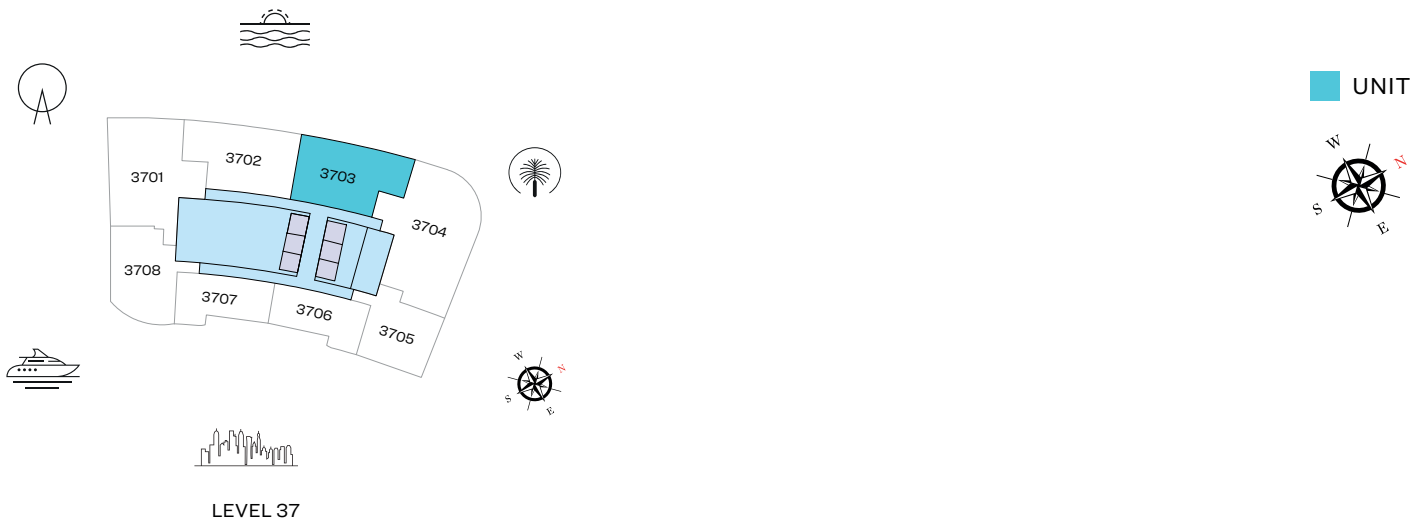
Disclaimer: 1. All dimensions are in metric, measured to wall finishes. 2. All materials, dimensions & drawings are approximate. 3. Information is subject to change without notice, at developer's absolute discretion. 4. Actual area may vary from the stated area. 5. Drawing are not to scale. 6. All images used are for illustrative purpose only and do not represent the actual size, features, specifications, fittings and furnishings. 7. The developer reserves the right to make revisions/ alterations, at its absolute discretion, without any liability whatsoever.

2 BEDROOM APARTMENT

TYPE B (with powder room + balcony)

TOTAL SALEABLE AREA

SUITE = 1,266.59 SQ.FT.
BALCONY = 235.73 SQ.FT.
TOTAL = 1,502.32 SQ.FT.



List of unit numbers with this unit plan:

VIEWS

Palm Jumeirah, Harbour, Sea, Skydive
3703

Disclaimer: 1. All dimensions are in metric, measured to wall finishes. 2. All materials, dimensions & drawings are approximate. 3. Information is subject to change without notice, at developer's absolute discretion. 4. Actual area may vary from the stated area. 5. Drawing are not to scale. 6. All images used are for illustrative purpose only and do not represent the actual size, features, specifications, fittings and furnishings. 7. The developer reserves the right to make revisions/ alterations, at its absolute discretion, without any liability whatsoever.

2 BEDROOM APARTMENT

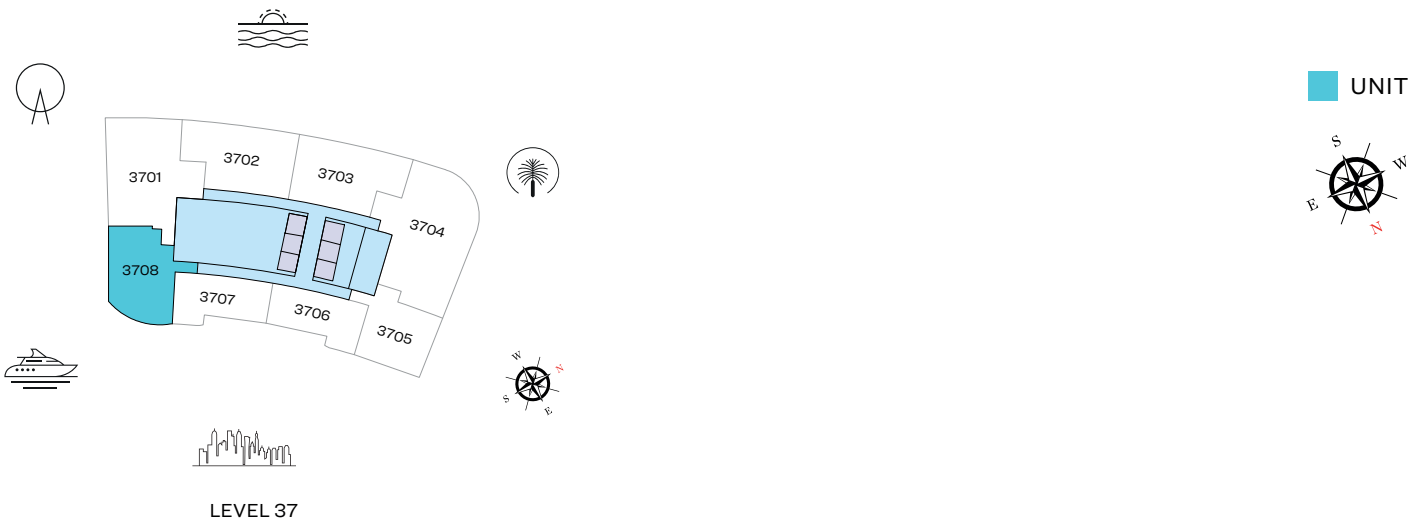
TYPE D (with powder room + balcony)

TOTAL SALEABLE AREA

SUITE = 1,250.34 SQ.FT.

BALCONY = 75.99 SQ.FT.

TOTAL = 1,326.33 SQ.FT.



List of unit numbers with this unit plan:

VIEWS

Blue waters, Ain Dubai, JBR Beach, Marina, Sea
3708

Disclaimer: 1. All dimensions are in metric, measured to wall finishes. 2. All materials, dimensions & drawings are approximate. 3. Information is subject to change without notice, at developer's absolute discretion. 4. Actual area may vary from the stated area. 5. Drawing are not to scale. 6. All images used are for illustrative purpose only and do not represent the actual size, features, specifications, fittings and furnishings. 7. The developer reserves the right to make revisions/ alterations, at its absolute discretion, without any liability whatsoever.

1 BEDROOM APARTMENT

TYPE A (with powder room + balcony)

TOTAL SALEABLE AREA

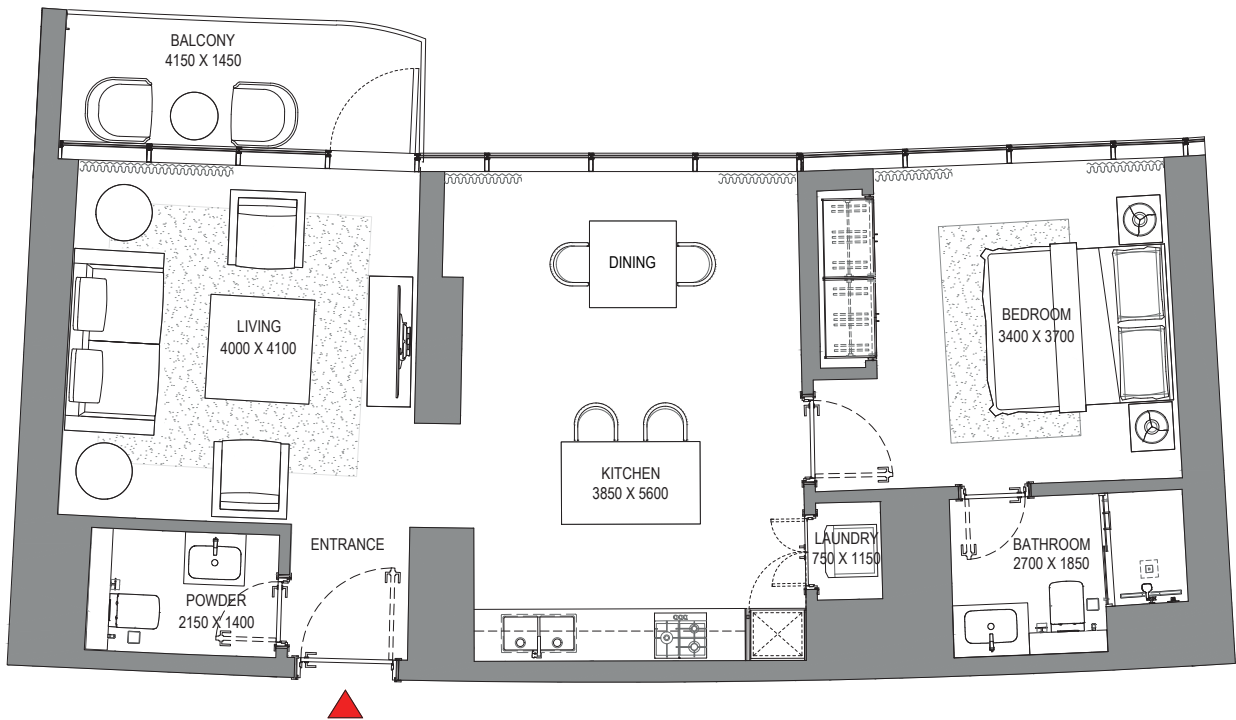
SUITE = 808.15 SQ.FT.

BALCONY = 70.72 SQ.FT.

TOTAL = 878.87 SQ.FT.



LEVEL 37



List of unit numbers with this unit plan:

VIEWS

Marina, Marina Skyline
3706

Disclaimer: 1. All dimensions are in metric, measured to wall finishes. 2. All materials, dimensions & drawings are approximate. 3. Information is subject to change without notice, at developer's absolute discretion. 4. Actual area may vary from the stated area. 5. Drawing are not to scale. 6. All images used are for illustrative purpose only and do not represent the actual size, features, specifications, fittings and furnishings. 7. The developer reserves the right to make revisions/ alterations, at its absolute discretion, without any liability whatsoever.

1 BEDROOM APARTMENT

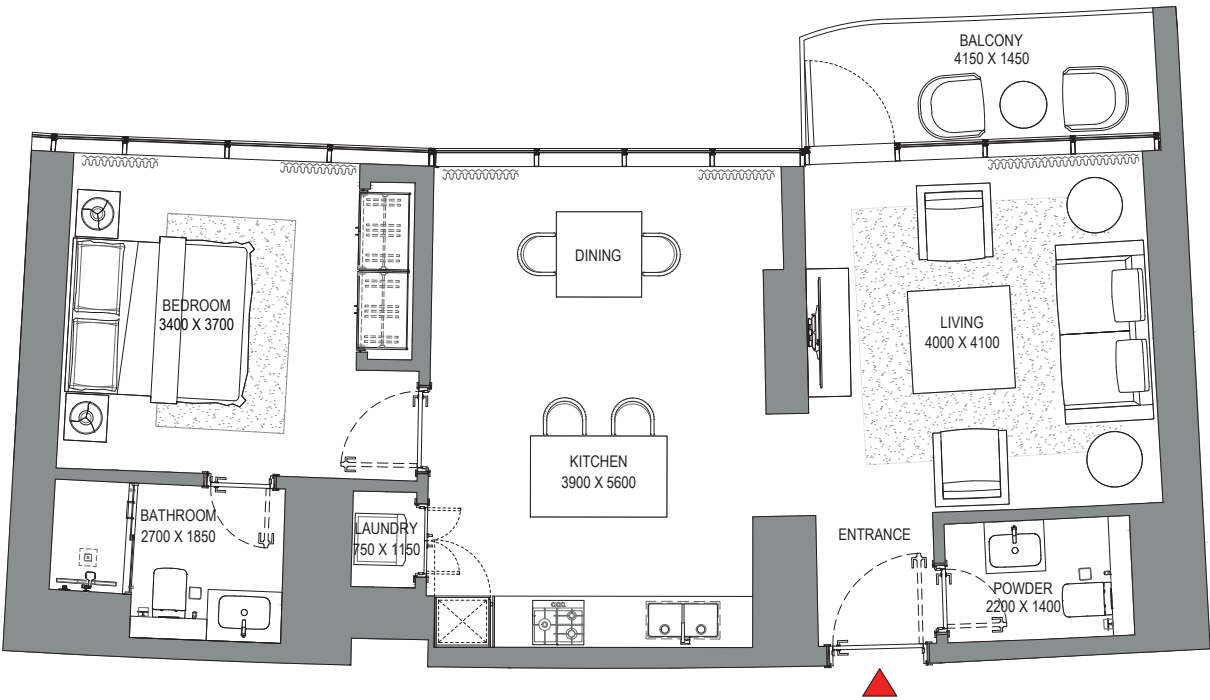
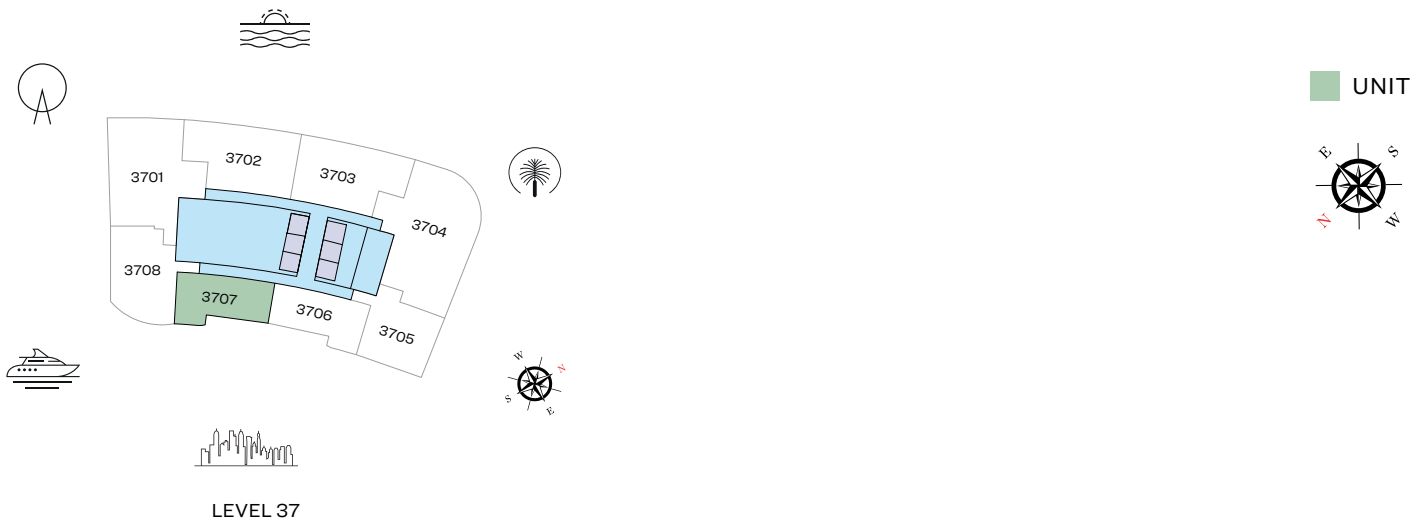
TYPE B (with powder room + balcony)

TOTAL SALEABLE AREA

SUITE = 806.43 SQ.FT.

BALCONY = 68.57 SQ.FT.

TOTAL = 875.00 SQ.FT.



List of unit numbers with this unit plan:

VIEWS

Marina, Marina Skyline
3707

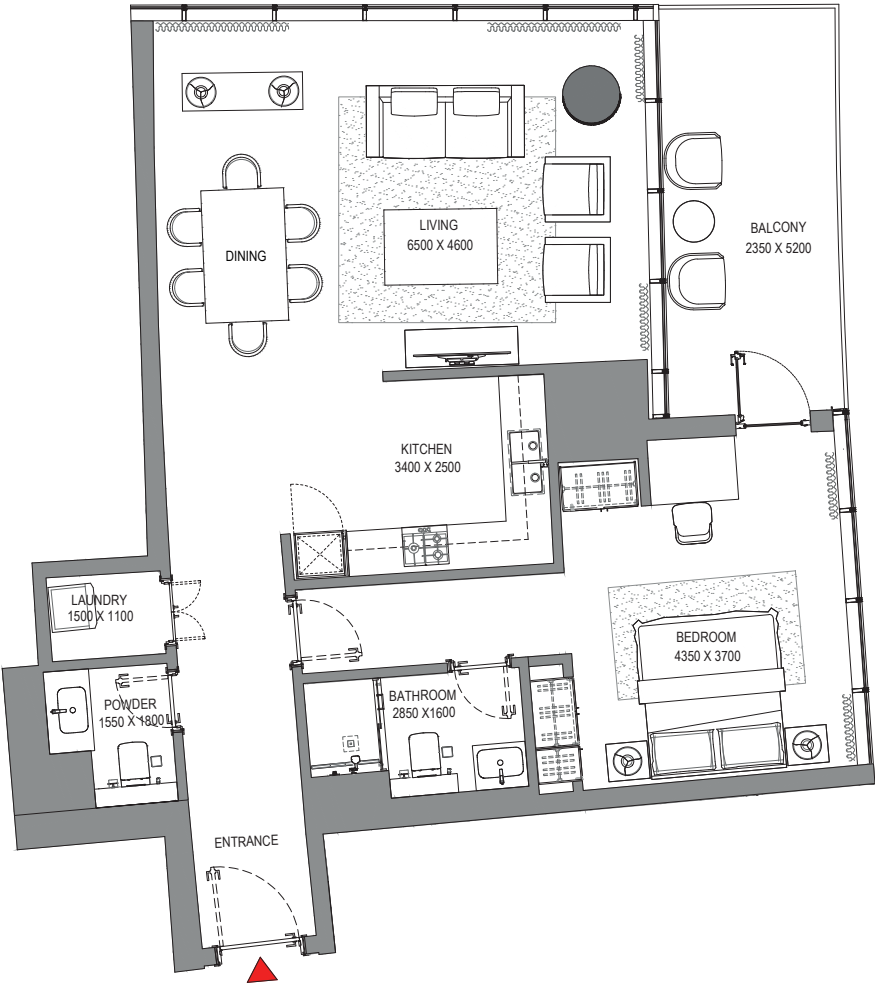

Disclaimer: 1. All dimensions are in metric, measured to wall finishes. 2. All materials, dimensions & drawings are approximate. 3. Information is subject to change without notice, at developer's absolute discretion. 4. Actual area may vary from the stated area. 5. Drawing are not to scale. 6. All images used are for illustrative purpose only and do not represent the actual size, features, specifications, fittings and furnishings. 7. The developer reserves the right to make revisions/ alterations, at its absolute discretion, without any liability whatsoever.

1 BEDROOM APARTMENT

TYPE C (with powder room + balcony)

TOTAL SALEABLE AREA

SUITE = 999.86 SQ.FT.
BALCONY = 142.30 SQ.FT.
TOTAL = 1,142.16 SQ.FT.



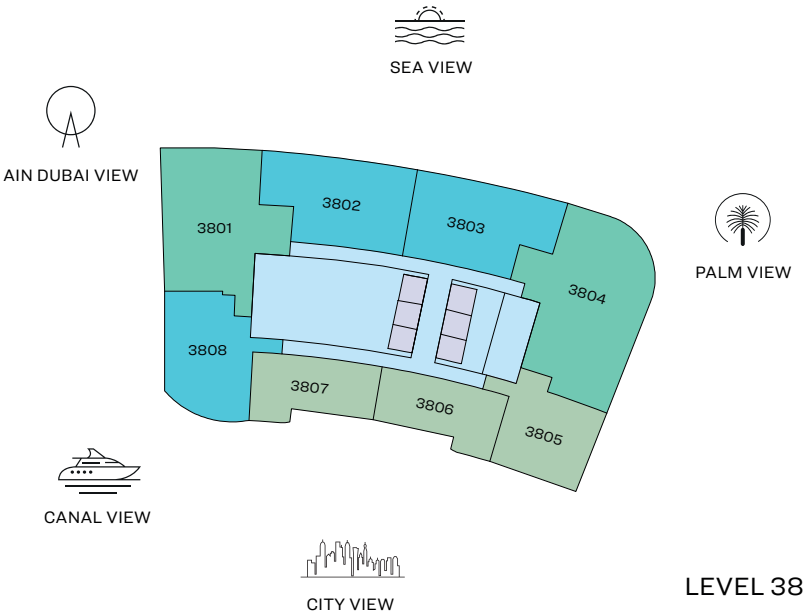
List of unit numbers with this unit plan:

VIEWS

Marina, Marina Skyline
3705

Disclaimer: 1. All dimensions are in metric, measured to wall finishes. 2. All materials, dimensions & drawings are approximate. 3. Information is subject to change without notice, at developer's absolute discretion. 4. Actual area may vary from the stated area. 5. Drawing are not to scale. 6. All images used are for illustrative purpose only and do not represent the actual size, features, specifications, fittings and furnishings. 7. The developer reserves the right to make revisions/ alterations, at its absolute discretion, without any liability whatsoever.

FLOOR PLAN LAYOUT
TOWER A



- 1 BED UNIT

3 BED UNIT

LIFTS
- 2 BED UNIT

LOBBIES, CORRIDORS & STAIRS

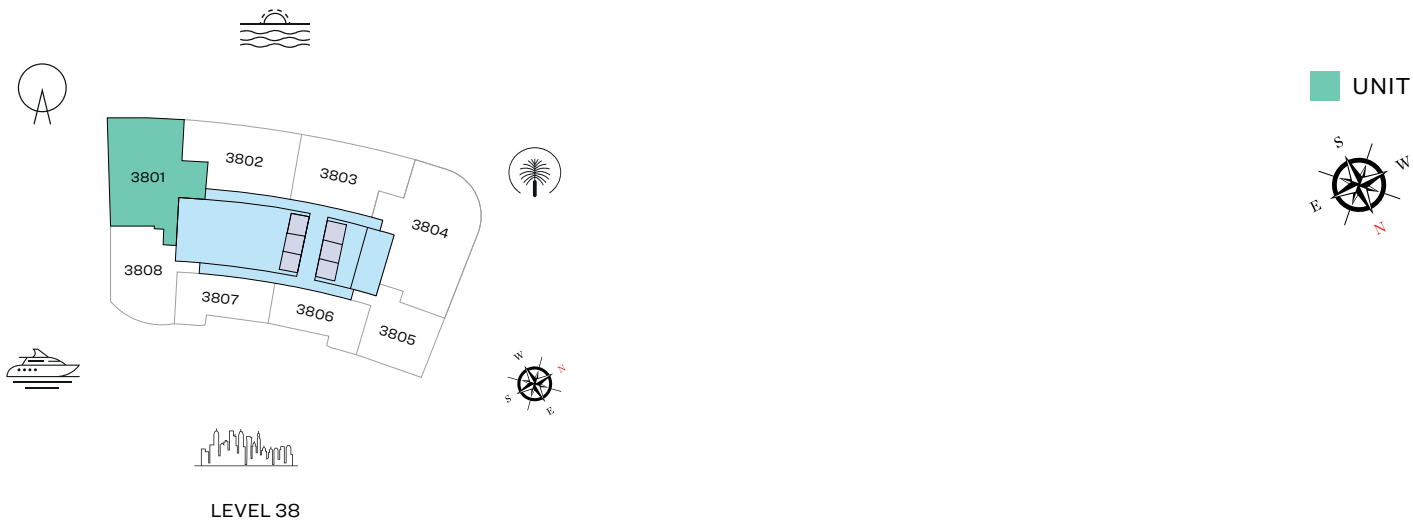
Disclaimer: 1. All dimensions are in metric, measured to wall finishes. 2. All materials, dimensions & drawings are approximate. 3. Information is subject to change without notice, at developer's absolute discretion. 4. Actual area may vary from the stated area. 5. Drawing are not to scale. 6. All images used are for illustrative purpose only and do not represent the actual size, features, specifications, fittings and furnishings. 7. The developer reserves the right to make revisions/ alterations, at its absolute discretion, without any liability whatsoever.

3 BEDROOM APARTMENT

TYPE A (with maid room and powder room + balcony)

TOTAL SALEABLE AREA

SUITE = 1,948.91 SQ.FT.
BALCONY = 190.84 SQ.FT.
TOTAL = 2,139.75 SQ.FT.



List of unit numbers with this unit plan:

VIEWS

Blue waters, Ain Dubai, Palm Jumeirah, Harbour, JBR Beach, Marina, Sea, Marina Skyline, Skydive 3801

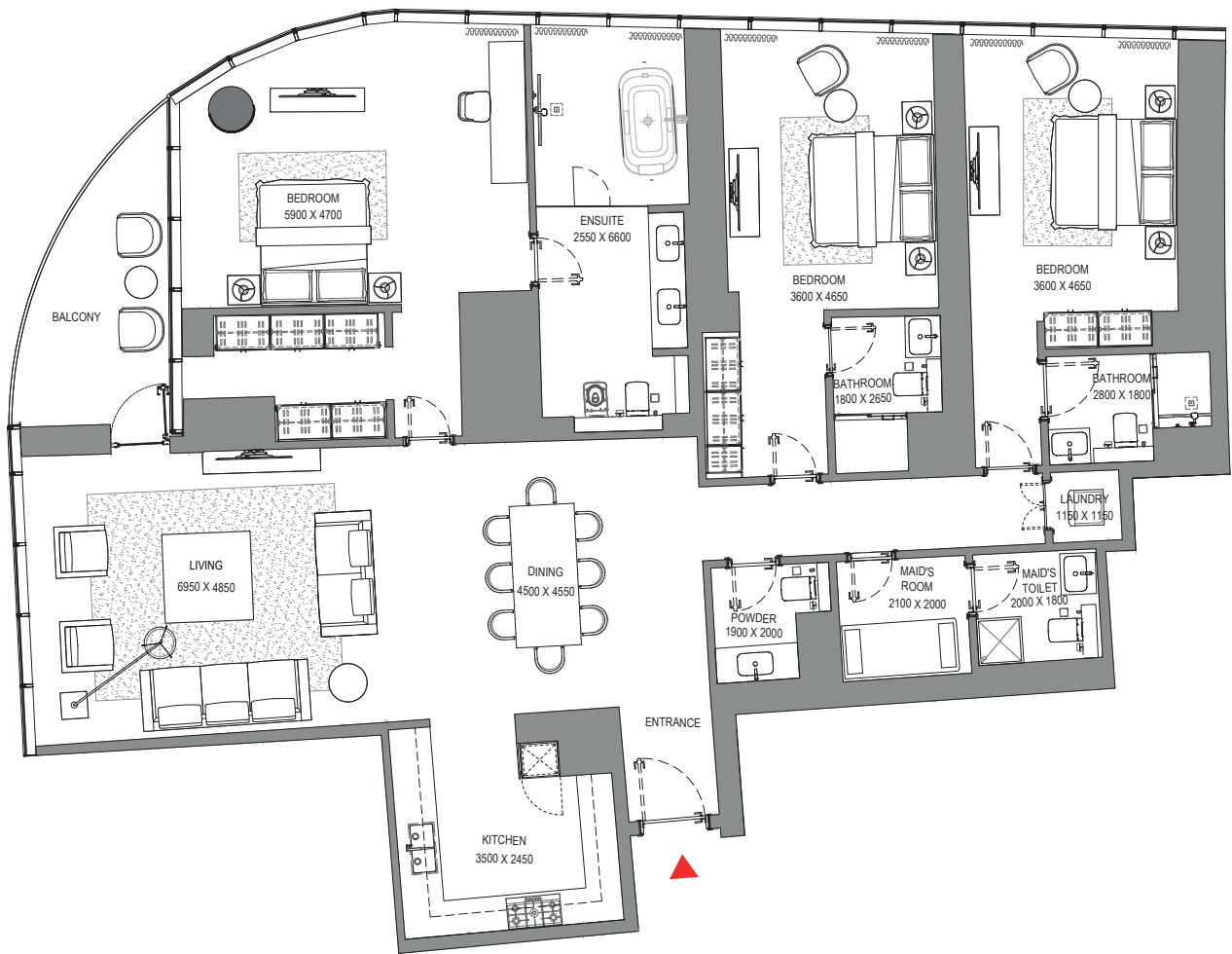

Disclaimer: 1. All dimensions are in metric, measured to wall finishes. 2. All materials, dimensions & drawings are approximate. 3. Information is subject to change without notice, at developer's absolute discretion. 4. Actual area may vary from the stated area. 5. Drawing are not to scale. 6. All images used are for illustrative purpose only and do not represent the actual size, features, specifications, fittings and furnishings. 7. The developer reserves the right to make revisions/ alterations, at its absolute discretion, without any liability whatsoever.

3 BEDROOM APARTMENT

TYPE C (with maid room and powder room + balcony)

TOTAL SALEABLE AREA

SUITE = 2,424.14 SQ.FT.
BALCONY = 118.62 SQ.FT.
TOTAL = 2,542.76 SQ.FT.



List of unit numbers with this unit plan:

VIEWS

Palm Jumeirah, Harbour, Sea, Skydive
3804

Disclaimer: 1. All dimensions are in metric, measured to wall finishes. 2. All materials, dimensions & drawings are approximate. 3. Information is subject to change without notice, at developer's absolute discretion. 4. Actual area may vary from the stated area. 5. Drawing are not to scale. 6. All images used are for illustrative purpose only and do not represent the actual size, features, specifications, fittings and furnishings. 7. The developer reserves the right to make revisions/ alterations, at its absolute discretion, without any liability whatsoever.

2 BEDROOM APARTMENT

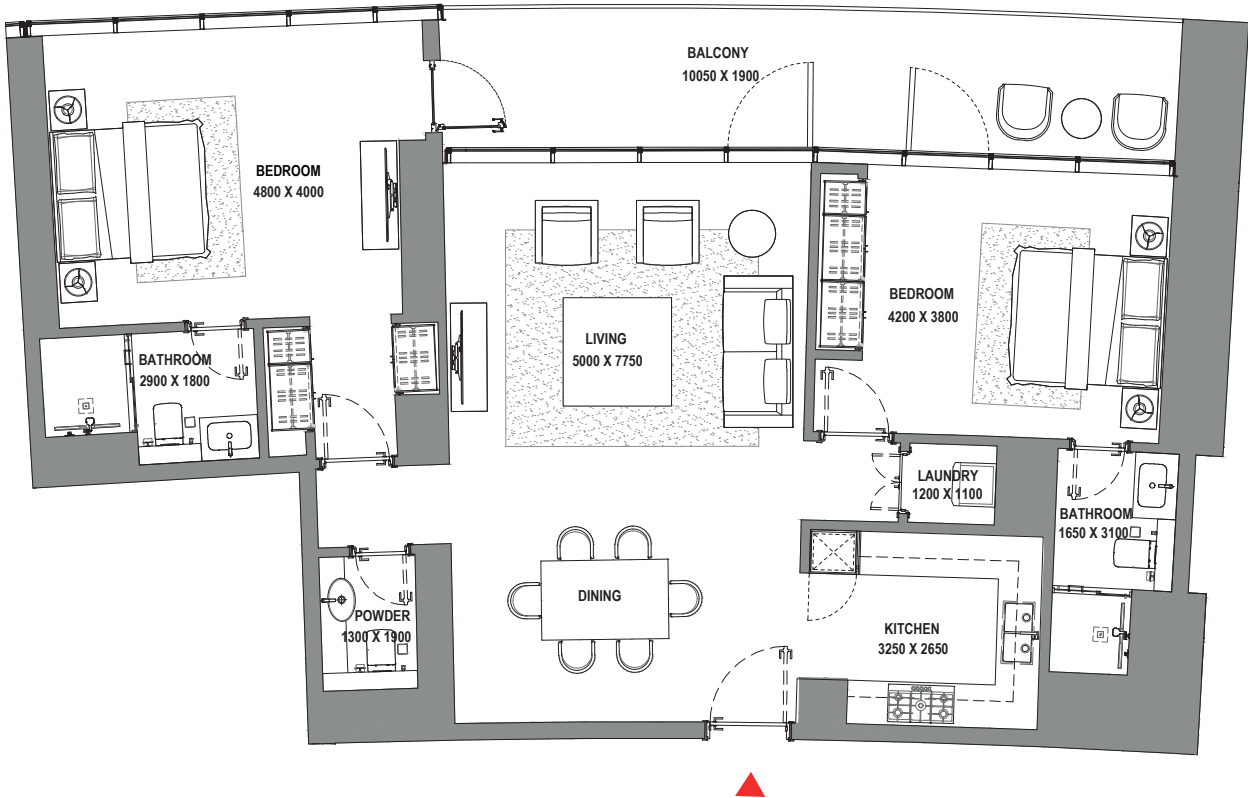

TYPE A (with powder room + balcony)

TOTAL SALEABLE AREA

SUITE = 1,296.73 SQ.FT.

BALCONY = 230.35 SQ.FT.

TOTAL = 1,527.08 SQ.FT.



List of unit numbers with this unit plan:

VIEWS

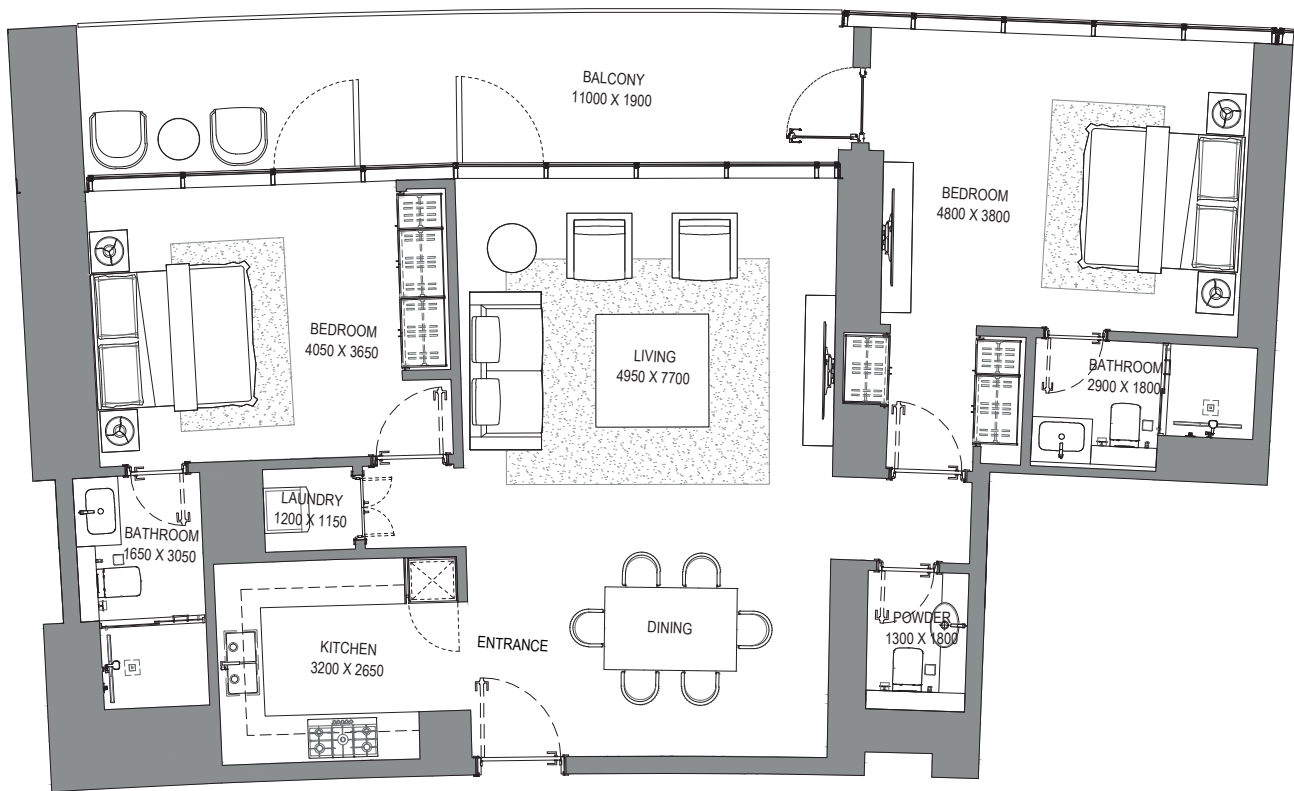
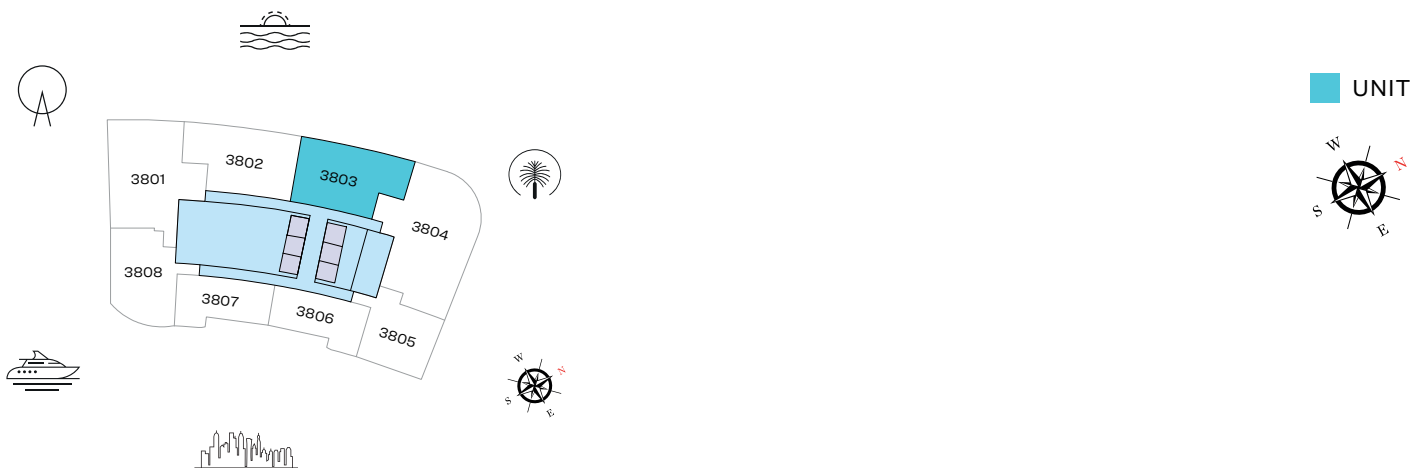
Blue waters, Ain Dubai, Palm Jumeirah, Harbour, Sea, Skydive
3802

Disclaimer: 1. All dimensions are in metric, measured to wall finishes. 2. All materials, dimensions & drawings are approximate. 3. Information is subject to change without notice, at developer's absolute discretion. 4. Actual area may vary from the stated area. 5. Drawing are not to scale. 6. All images used are for illustrative purpose only and do not represent the actual size, features, specifications, fittings and furnishings. 7. The developer reserves the right to make revisions/ alterations, at its absolute discretion, without any liability whatsoever.

2 BEDROOM APARTMENT

TYPE B (with powder room + balcony)

TOTAL SALEABLE AREA
SUITE RANGE = 1,278.97 SQ.FT.
BALCONY = 236.38 SQ.FT.
TOTAL = 1,515.35 SQ.FT.



List of unit numbers with this unit plan:

VIEWS

Palm Jumeirah, Harbour, Sea, Skydive
3803

Disclaimer: 1. All dimensions are in metric, measured to wall finishes. 2. All materials, dimensions & drawings are approximate. 3. Information is subject to change without notice, at developer's absolute discretion. 4. Actual area may vary from the stated area. 5. Drawing are not to scale. 6. All images used are for illustrative purpose only and do not represent the actual size, features, specifications, fittings and furnishings. 7. The developer reserves the right to make revisions/ alterations, at its absolute discretion, without any liability whatsoever.

2 BEDROOM APARTMENT

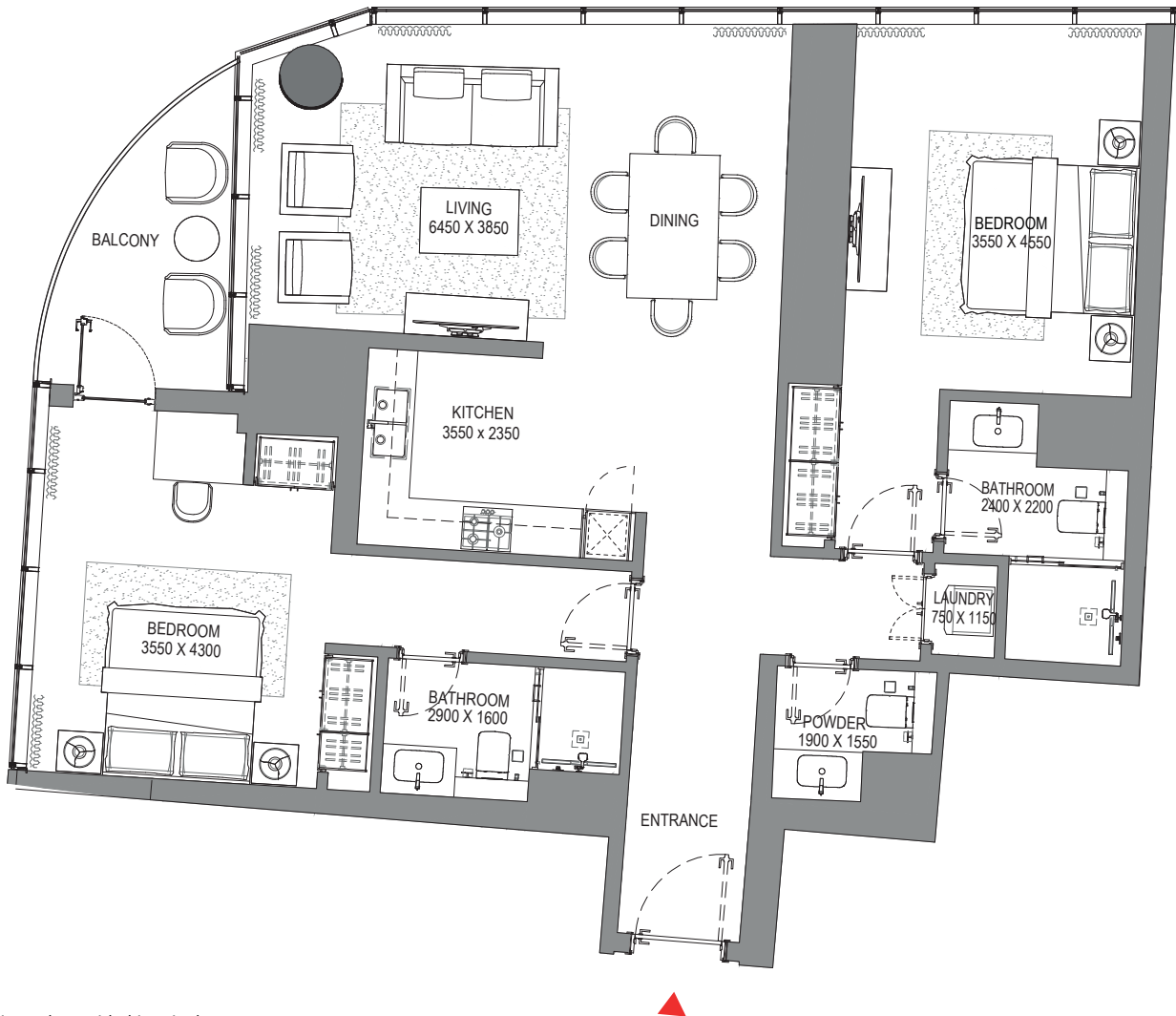

TYPE D (with powder room + balcony)

TOTAL SALEABLE AREA

SUITE RANGE = 1,257.22 SQ.FT.

BALCONY = 75.99 SQ.FT.

TOTAL = 1,333.21 SQ.FT.



List of unit numbers with this unit plan:

VIEWS

Blue waters, Ain Dubai, JBR Beach, Marina, Sea
3808

Disclaimer: 1. All dimensions are in metric, measured to wall finishes. 2. All materials, dimensions & drawings are approximate. 3. Information is subject to change without notice, at developer's absolute discretion. 4. Actual area may vary from the stated area. 5. Drawing are not to scale. 6. All images used are for illustrative purpose only and do not represent the actual size, features, specifications, fittings and furnishings. 7. The developer reserves the right to make revisions/ alterations, at its absolute discretion, without any liability whatsoever.

1 BEDROOM APARTMENT

TYPE A (with powder room + balcony)

TOTAL SALEABLE AREA

SUITE = 808.05 SQ.FT.

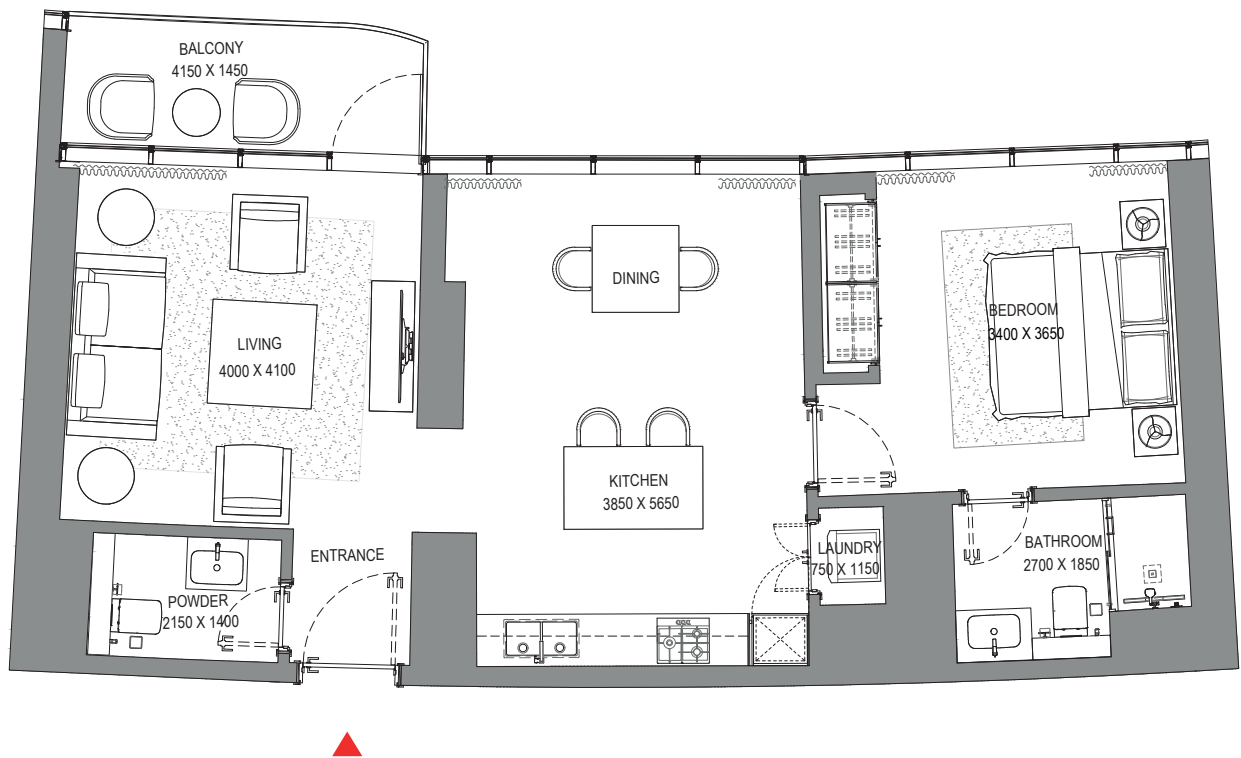
BALCONY = 70.72 SQ.FT.

TOTAL = 878.77 SQ.FT.



LEVEL 38

UNIT



List of unit numbers with this unit plan:

VIEWS

Marina, Marina Skyline
3806

Disclaimer: 1. All dimensions are in metric, measured to wall finishes. 2. All materials, dimensions & drawings are approximate. 3. Information is subject to change without notice, at developer's absolute discretion. 4. Actual area may vary from the stated area. 5. Drawing are not to scale. 6. All images used are for illustrative purpose only and do not represent the actual size, features, specifications, fittings and furnishings. 7. The developer reserves the right to make revisions/ alterations, at its absolute discretion, without any liability whatsoever.

1 BEDROOM APARTMENT

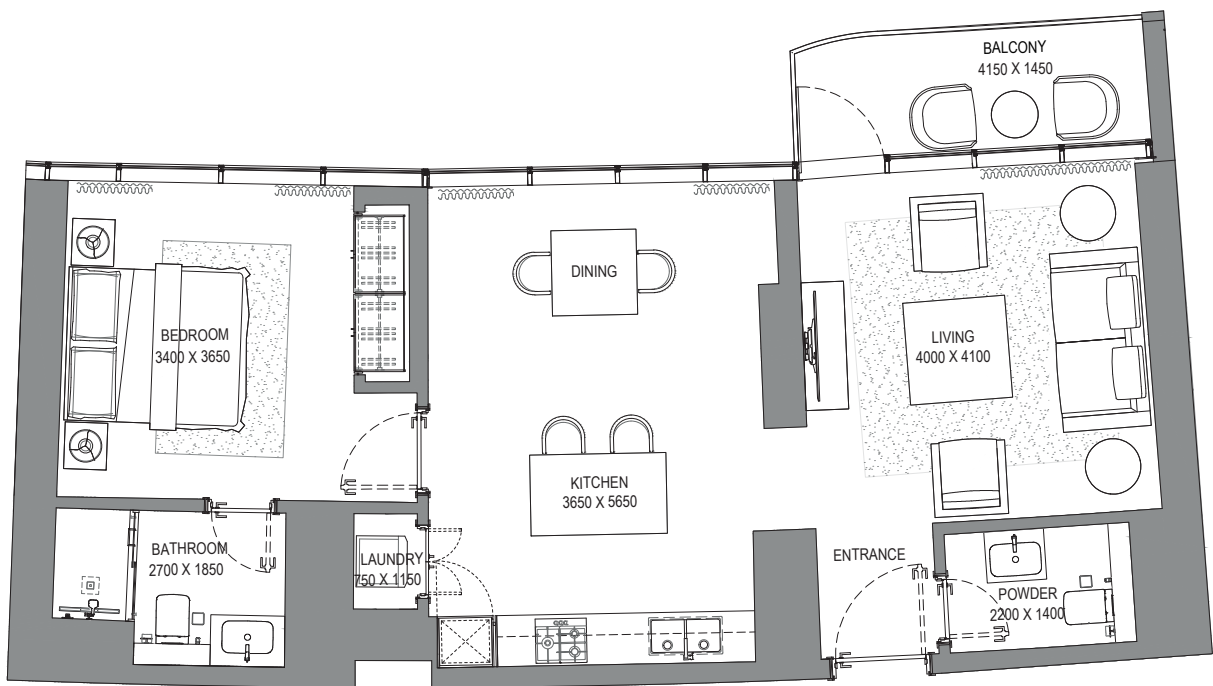
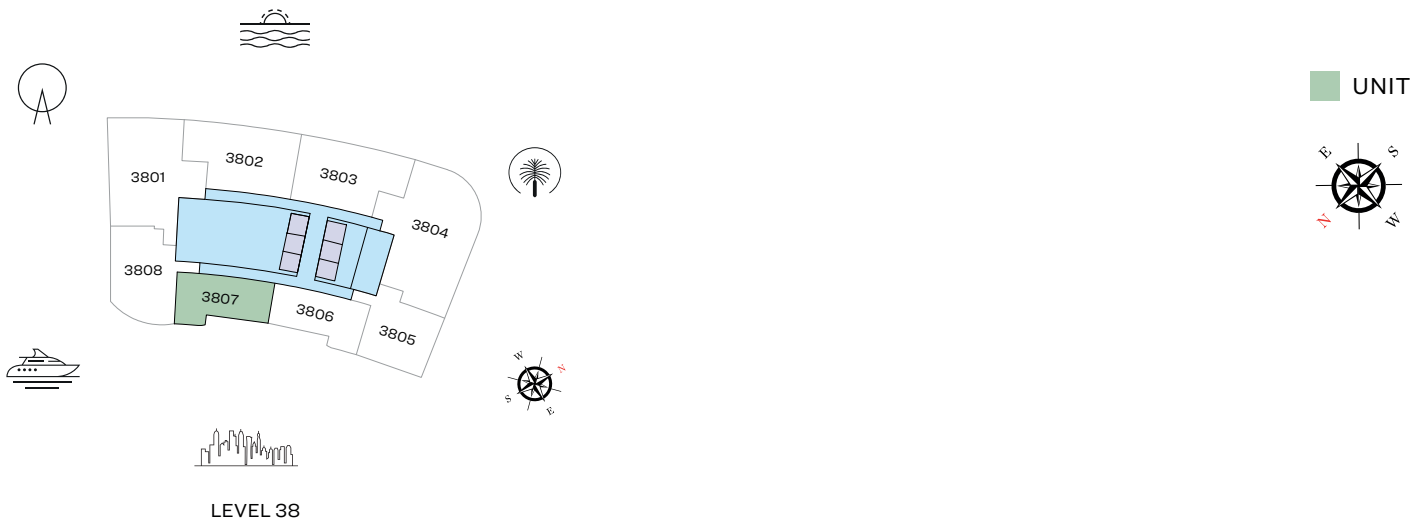
TYPE B (with powder room + balcony)

TOTAL SALEABLE AREA

SUITE = 806.43 SQ.FT.

BALCONY = 68.57 SQ.FT.

TOTAL = 875.00 SQ.FT.



List of unit numbers with this unit plan:

VIEWS

Marina, Marina Skyline
3807

Disclaimer: 1. All dimensions are in metric, measured to wall finishes. 2. All materials, dimensions & drawings are approximate. 3. Information is subject to change without notice, at developer's absolute discretion. 4. Actual area may vary from the stated area. 5. Drawing are not to scale. 6. All images used are for illustrative purpose only and do not represent the actual size, features, specifications, fittings and furnishings. 7. The developer reserves the right to make revisions/ alterations, at its absolute discretion, without any liability whatsoever.

1 BEDROOM APARTMENT

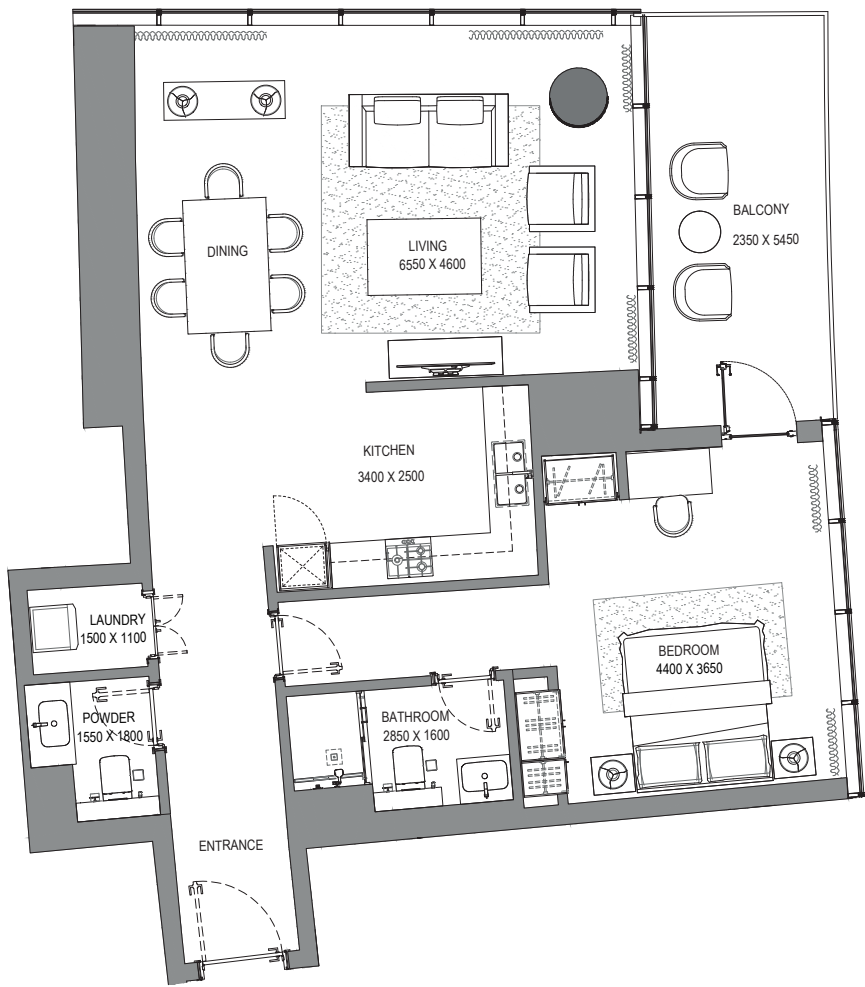

TYPE C (with powder room + balcony)

TOTAL SALEABLE AREA

SUITE = 1,002.23 SQ.FT.

BALCONY = 142.30 SQ.FT.

TOTAL = 1,144.53 SQ.FT.



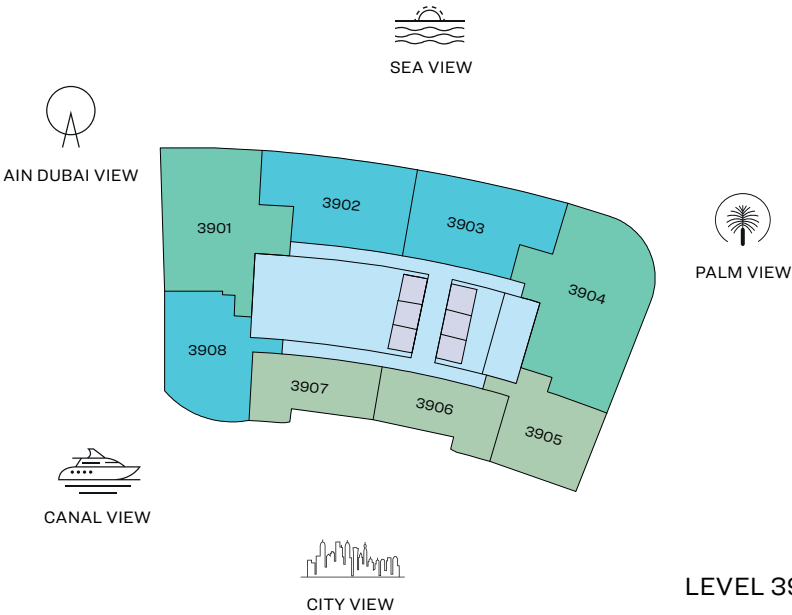
List of unit numbers with this unit plan:

VIEWS

Marina, Marina Skyline
3805

Disclaimer: 1. All dimensions are in metric, measured to wall finishes. 2. All materials, dimensions & drawings are approximate. 3. Information is subject to change without notice, at developer's absolute discretion. 4. Actual area may vary from the stated area. 5. Drawing are not to scale. 6. All images used are for illustrative purpose only and do not represent the actual size, features, specifications, fittings and furnishings. 7. The developer reserves the right to make revisions/ alterations, at its absolute discretion, without any liability whatsoever.

FLOOR PLAN LAYOUT
TOWER A




LEVEL 39

- 1 BED UNIT
- 3 BED UNIT
- LIFTS
- 2 BED UNIT
- LOBBIES, CORRIDORS & STAIRS

Disclaimer: 1. All dimensions are in metric, measured to wall finishes. 2. All materials, dimensions & drawings are approximate. 3. Information is subject to change without notice, at developer's absolute discretion. 4. Actual area may vary from the stated area. 5. Drawing are not to scale. 6. All images used are for illustrative purpose only and do not represent the actual size, features, specifications, fittings and furnishings. 7. The developer reserves the right to make revisions/ alterations, at its absolute discretion, without any liability whatsoever.

3 BEDROOM APARTMENT
TYPE A (with maid room and powder room + balcony)

TOTAL SALEABLE AREA
SUITE = 1,965.49 SQ.FT.
BALCONY = 191.71 SQ.FT.
TOTAL = 2,157.20 SQ.FT.



List of unit numbers with this unit plan:

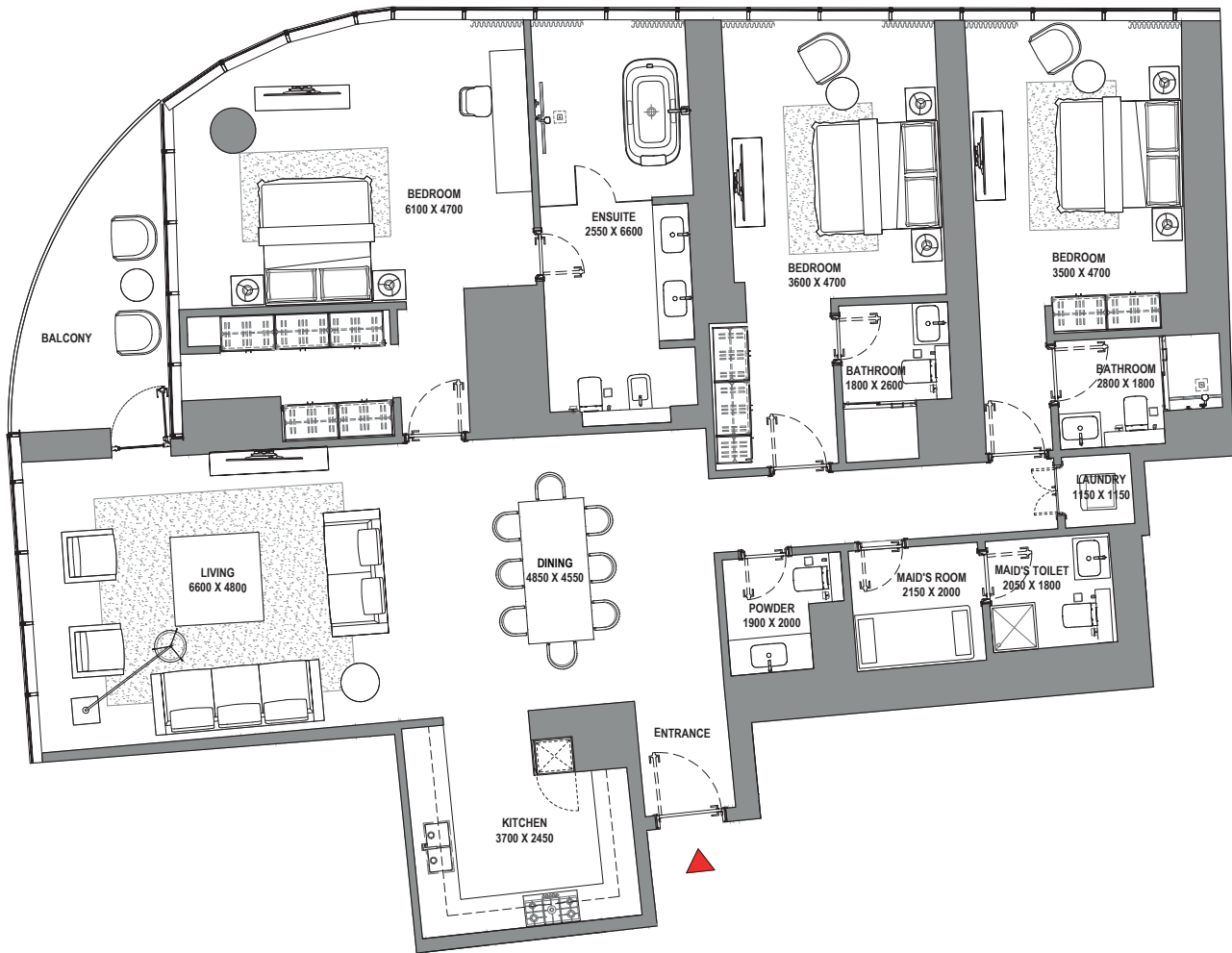

VIEWS

Blue waters, Ain Dubai, Palm Jumeirah, Harbour, JBR Beach, Marina, Sea, Marina Skyline, Skydive
3901

Disclaimer: 1. All dimensions are in metric, measured to wall finishes. 2. All materials, dimensions & drawings are approximate. 3. Information is subject to change without notice, at developer's absolute discretion. 4. Actual area may vary from the stated area. 5. Drawing are not to scale. 6. All images used are for illustrative purpose only and do not represent the actual size, features, specifications, fittings and furnishings. 7. The developer reserves the right to make revisions/ alterations, at its absolute discretion, without any liability whatsoever.

3 BEDROOM APARTMENT
TYPE C (with maid room and powder room + balcony)

TOTAL SALEABLE AREA
SUITE = 2,432.43 SQ.FT.
BALCONY = 119.26 SQ.FT.
TOTAL = 2,551.69 SQ.FT.



List of unit numbers with this unit plan:

VIEWS

Palm Jumeirah, Harbour, Sea, Skydive
3904

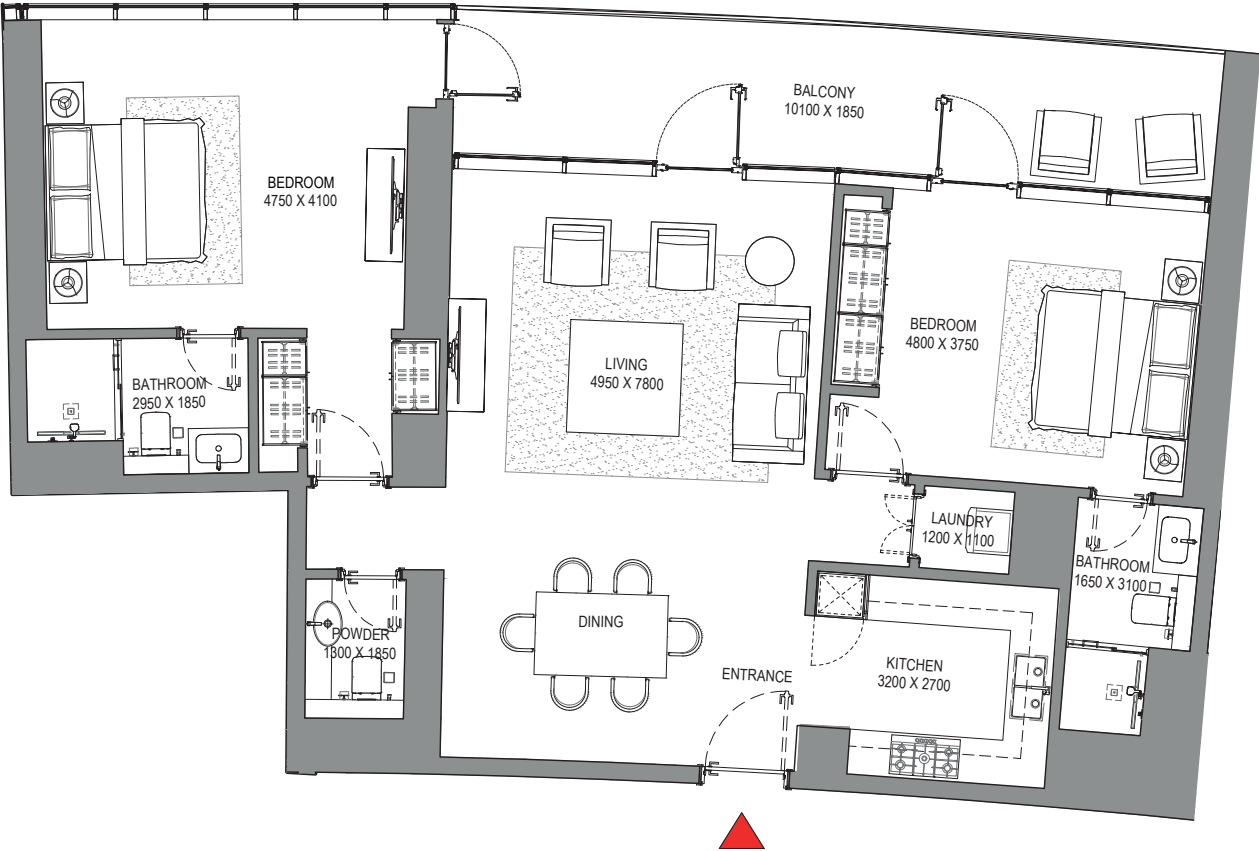

Disclaimer: 1. All dimensions are in metric, measured to wall finishes. 2. All materials, dimensions & drawings are approximate. 3. Information is subject to change without notice, at developer's absolute discretion. 4. Actual area may vary from the stated area. 5. Drawing are not to scale. 6. All images used are for illustrative purpose only and do not represent the actual size, features, specifications, fittings and furnishings. 7. The developer reserves the right to make revisions/ alterations, at its absolute discretion, without any liability whatsoever.

2 BEDROOM APARTMENT

TYPE A (with powder room + balcony)

TOTAL SALEABLE AREA

SUITE = 1,309.11 SQ.FT.
BALCONY = 230.46 SQ.FT.
TOTAL = 1,539.57 SQ.FT.



List of unit numbers with this unit plan:

VIEWS

Blue waters, Ain Dubai, Palm Jumeirah, Harbour, Sea, Skydive
3902

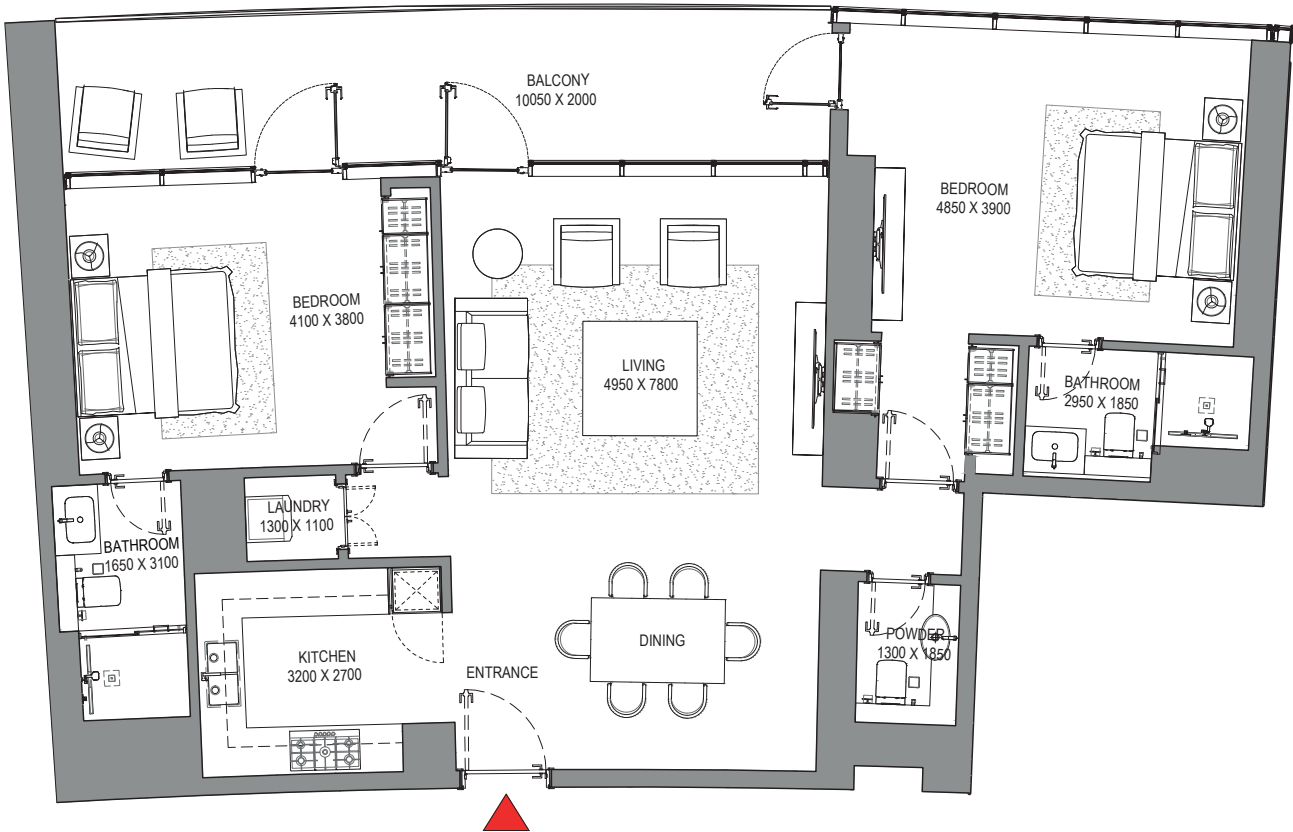

Disclaimer: 1. All dimensions are in metric, measured to wall finishes. 2. All materials, dimensions & drawings are approximate. 3. Information is subject to change without notice, at developer's absolute discretion. 4. Actual area may vary from the stated area. 5. Drawing are not to scale. 6. All images used are for illustrative purpose only and do not represent the actual size, features, specifications, fittings and furnishings. 7. The developer reserves the right to make revisions/ alterations, at its absolute discretion, without any liability whatsoever.

2 BEDROOM APARTMENT

TYPE B (with powder room + balcony)

TOTAL SALEABLE AREA

SUITE = 1,291.45 SQ.FT.
BALCONY = 236.48 SQ.FT.
TOTAL = 1,527.93 SQ.FT.



List of unit numbers with this unit plan:

VIEWS

Palm Jumeirah, Harbour, Sea, Skydive
3903

Disclaimer: 1. All dimensions are in metric, measured to wall finishes. 2. All materials, dimensions & drawings are approximate. 3. Information is subject to change without notice, at developer's absolute discretion. 4. Actual area may vary from the stated area. 5. Drawing are not to scale. 6. All images used are for illustrative purpose only and do not represent the actual size, features, specifications, fittings and furnishings. 7. The developer reserves the right to make revisions/ alterations, at its absolute discretion, without any liability whatsoever.

2 BEDROOM APARTMENT

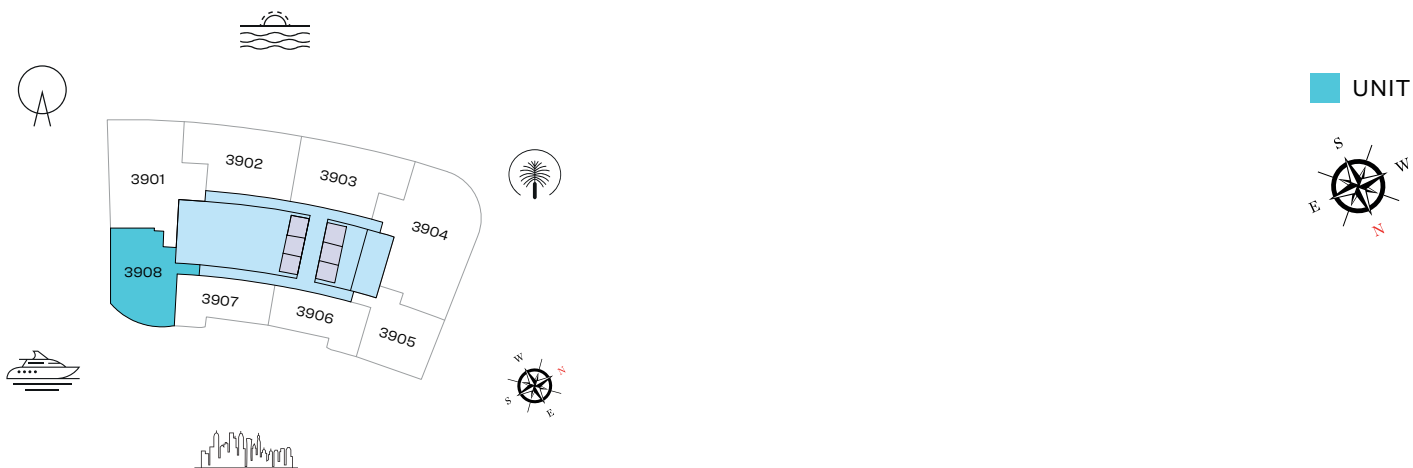
TYPE D (with powder room + balcony)

TOTAL SALEABLE AREA

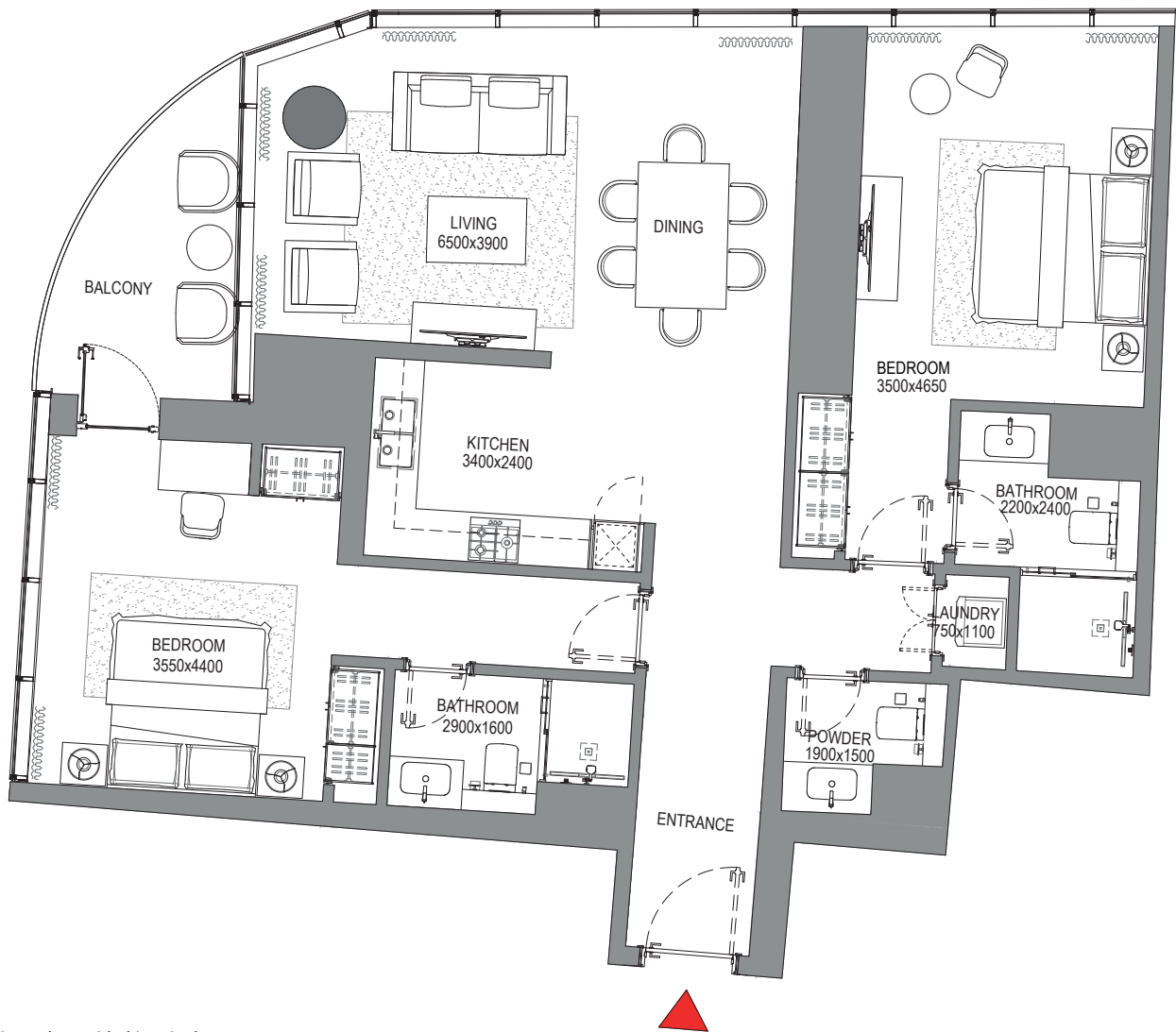
SUITE = 1,266.05 SQ.FT.

BALCONY = 82.24 SQ.FT.

TOTAL = 1,348.29 SQ.FT.



LEVEL 39



List of unit numbers with this unit plan:

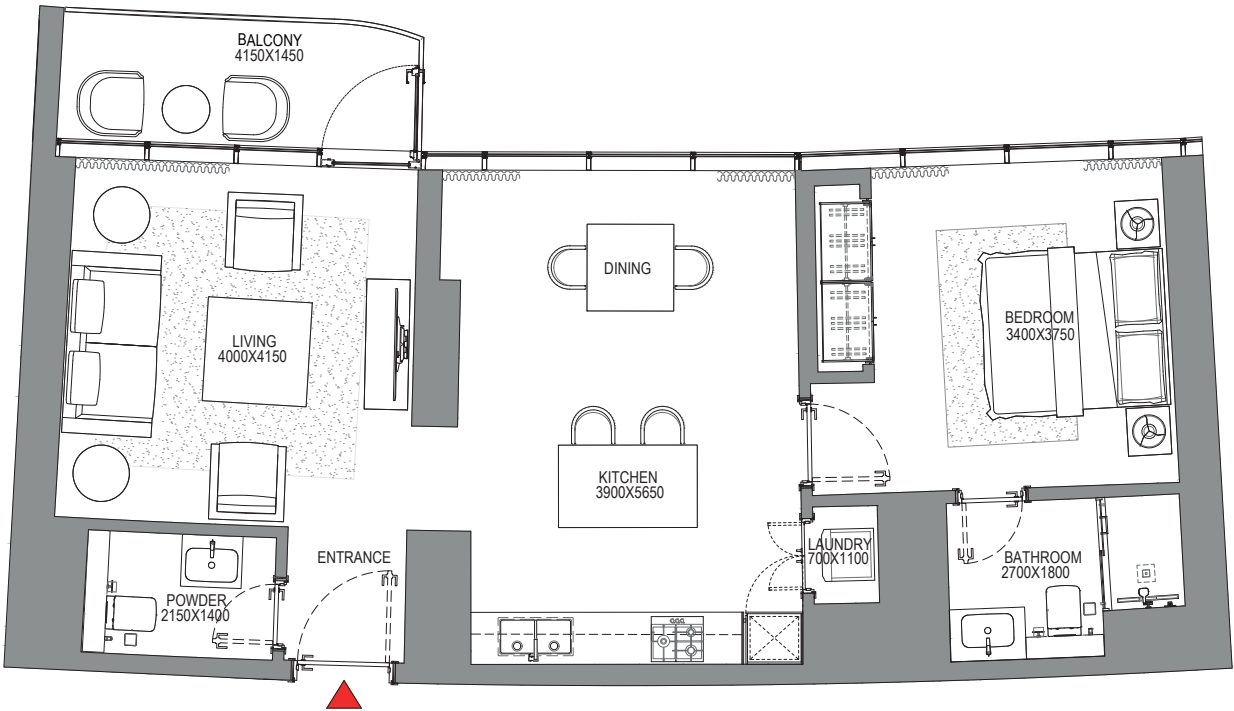

VIEWS

Blue waters, Ain Dubai, JBR Beach, Marina, Sea
3908

Disclaimer: 1. All dimensions are in metric, measured to wall finishes. 2. All materials, dimensions & drawings are approximate. 3. Information is subject to change without notice, at developer's absolute discretion. 4. Actual area may vary from the stated area. 5. Drawing are not to scale. 6. All images used are for illustrative purpose only and do not represent the actual size, features, specifications, fittings and furnishings. 7. The developer reserves the right to make revisions/ alterations, at its absolute discretion, without any liability whatsoever.

1 BEDROOM APARTMENT
TYPE A (with powder room + balcony)

TOTAL SALEABLE AREA
SUITE = 815.15 SQ.FT.
BALCONY = 70.93 SQ.FT.
TOTAL = 886.08 SQ.FT.



List of unit numbers with this unit plan:

VIEWS

Marina, Marina Skyline
3906

Disclaimer: 1. All dimensions are in metric, measured to wall finishes. 2. All materials, dimensions & drawings are approximate. 3. Information is subject to change without notice, at developer's absolute discretion. 4. Actual area may vary from the stated area. 5. Drawing are not to scale. 6. All images used are for illustrative purpose only and do not represent the actual size, features, specifications, fittings and furnishings. 7. The developer reserves the right to make revisions/ alterations, at its absolute discretion, without any liability whatsoever.

1 BEDROOM APARTMENT

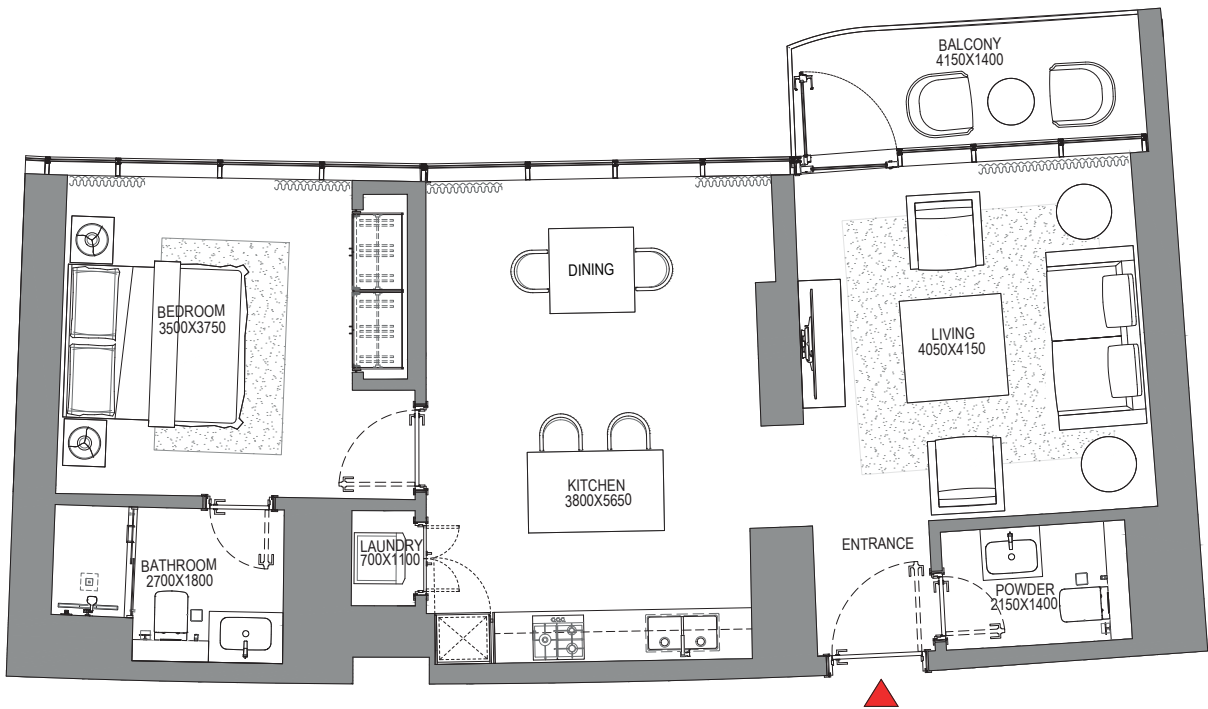
TYPE B (with powder room + balcony)

TOTAL SALEABLE AREA

SUITE = 813.54 SQ.FT.
BALCONY = 68.89 SQ.FT.
TOTAL = 882.43 SQ.FT.



LEVEL 39



List of unit numbers with this unit plan:

VIEWS

Marina, Marina Skyline
3907

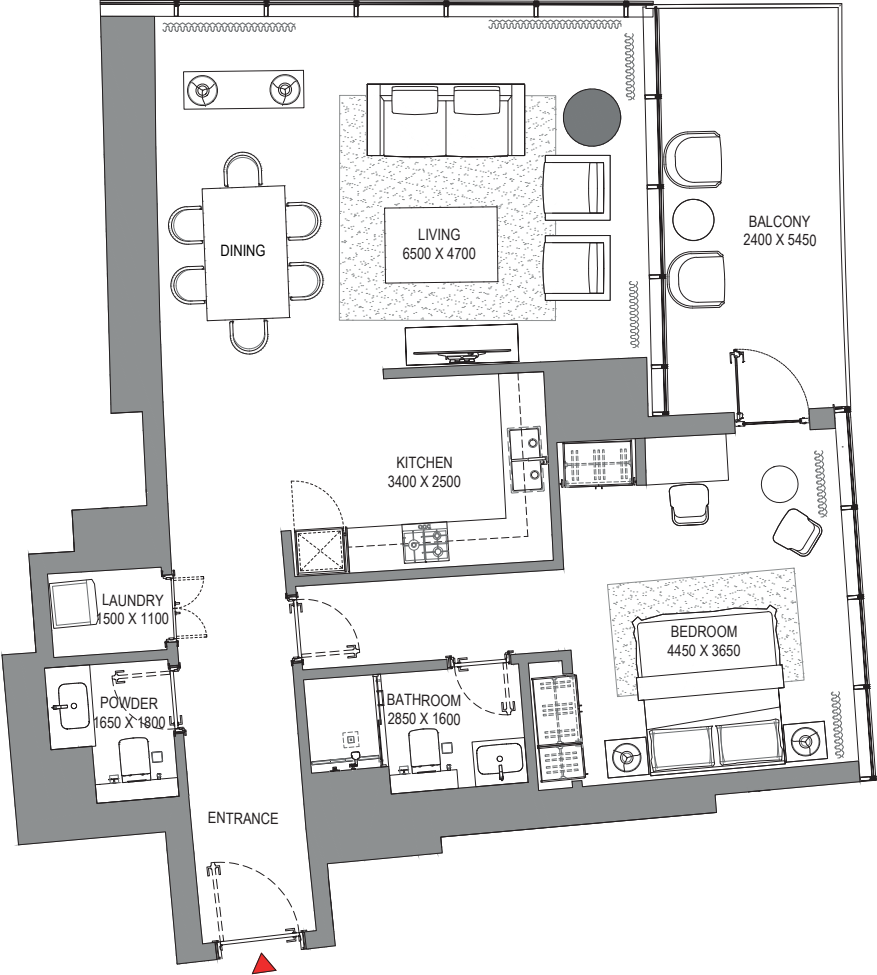
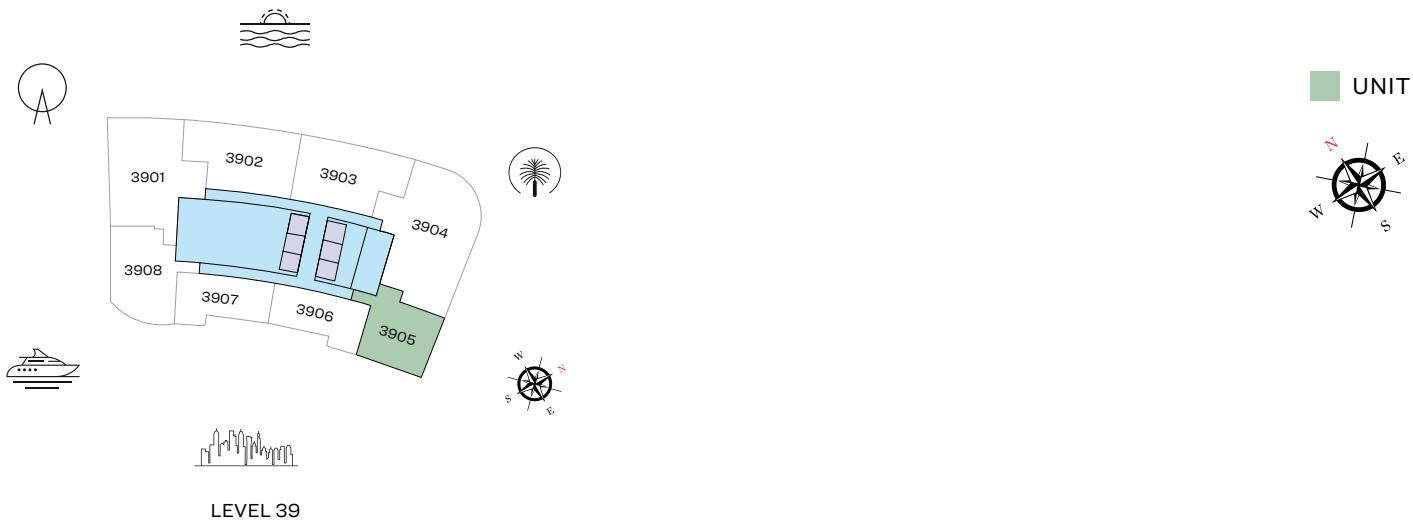
Disclaimer: 1. All dimensions are in metric, measured to wall finishes. 2. All materials, dimensions & drawings are approximate. 3. Information is subject to change without notice, at developer's absolute discretion. 4. Actual area may vary from the stated area. 5. Drawing are not to scale. 6. All images used are for illustrative purpose only and do not represent the actual size, features, specifications, fittings and furnishings. 7. The developer reserves the right to make revisions/ alterations, at its absolute discretion, without any liability whatsoever.

1 BEDROOM APARTMENT

TYPE C (with powder room + balcony)

TOTAL SALEABLE AREA

SUITE = 1,004.27 SQ.FT.
BALCONY = 145.96 SQ.FT.
TOTAL = 1,150.23 SQ.FT.



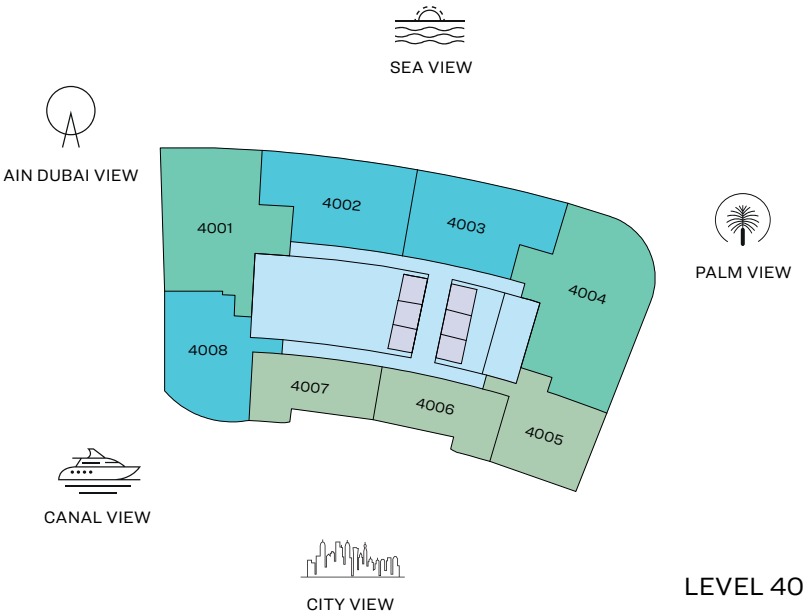
List of unit numbers with this unit plan:

VIEWS

Marina, Marina Skyline
3905

Disclaimer: 1. All dimensions are in metric, measured to wall finishes. 2. All materials, dimensions & drawings are approximate. 3. Information is subject to change without notice, at developer's absolute discretion. 4. Actual area may vary from the stated area. 5. Drawing are not to scale. 6. All images used are for illustrative purpose only and do not represent the actual size, features, specifications, fittings and furnishings. 7. The developer reserves the right to make revisions/ alterations, at its absolute discretion, without any liability whatsoever.

FLOOR PLAN LAYOUT
TOWER A



- 1 BED UNIT
- 3 BED UNIT
- LIFTS
- 2 BED UNIT
- LOBBIES, CORRIDORS & STAIRS

Disclaimer: 1. All dimensions are in metric, measured to wall finishes. 2. All materials, dimensions & drawings are approximate. 3. Information is subject to change without notice, at developer's absolute discretion. 4. Actual area may vary from the stated area. 5. Drawing are not to scale. 6. All images used are for illustrative purpose only and do not represent the actual size, features, specifications, fittings and furnishings. 7. The developer reserves the right to make revisions/ alterations, at its absolute discretion, without any liability whatsoever.

3 BEDROOM APARTMENT

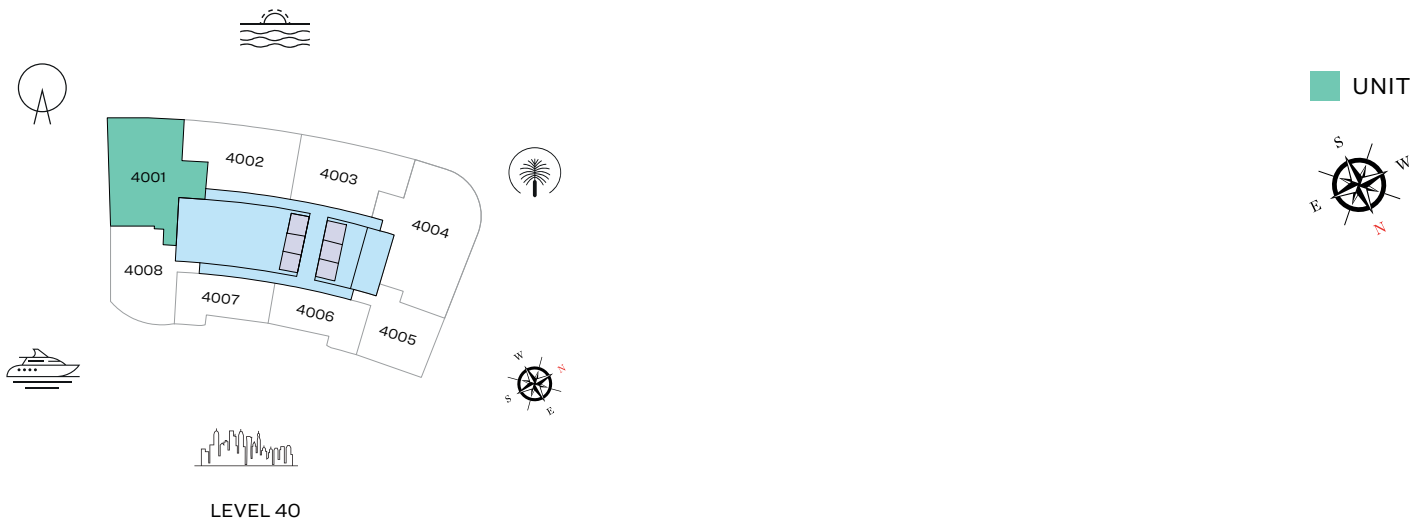
TYPE A (with maid room and powder room + balcony)

TOTAL SALEABLE AREA

SUITE = 1,977.98 SQ.FT.

BALCONY = 202.04 SQ.FT.

TOTAL = 2,180.02 SQ.FT.



List of unit numbers with this unit plan:

VIEWS

Blue waters, Ain Dubai, Palm Jumeirah, Harbour, JBR Beach, Marina, Sea, Marina Skyline, Skydive
4001

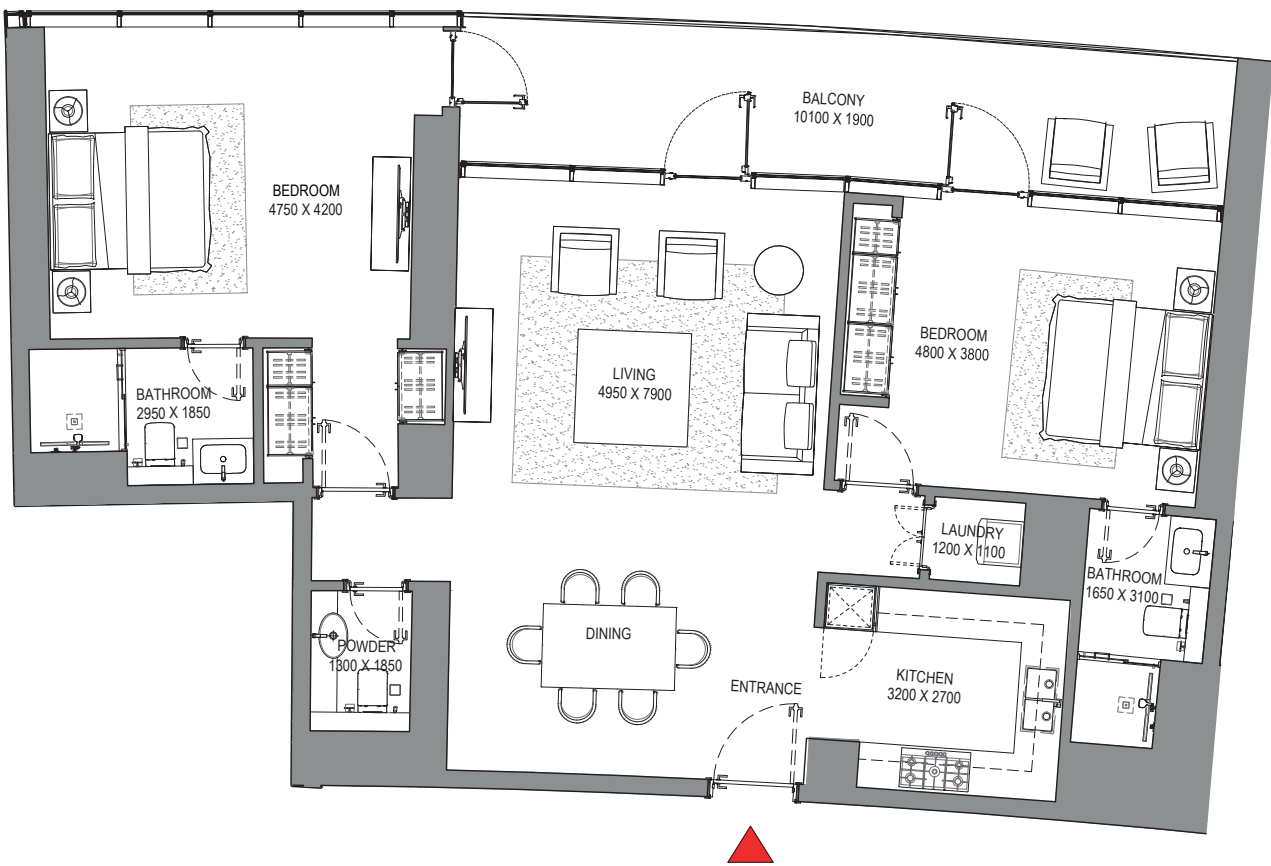

Disclaimer: 1. All dimensions are in metric, measured to wall finishes. 2. All materials, dimensions & drawings are approximate. 3. Information is subject to change without notice, at developer's absolute discretion. 4. Actual area may vary from the stated area. 5. Drawing are not to scale. 6. All images used are for illustrative purpose only and do not represent the actual size, features, specifications, fittings and furnishings. 7. The developer reserves the right to make revisions/ alterations, at its absolute discretion, without any liability whatsoever.

2 BEDROOM APARTMENT

TYPE A (with powder room + balcony)

TOTAL SALEABLE AREA

SUITE = 1,321.05 SQ.FT.
BALCONY = 233.04 SQ.FT.
TOTAL = 1,554.09 SQ.FT.



List of unit numbers with this unit plan:

VIEWS

Blue waters, Ain Dubai, Palm Jumeirah, Harbour, Sea, Skydive
4002

Disclaimer: 1. All dimensions are in metric, measured to wall finishes. 2. All materials, dimensions & drawings are approximate. 3. Information is subject to change without notice, at developer's absolute discretion. 4. Actual area may vary from the stated area. 5. Drawing are not to scale. 6. All images used are for illustrative purpose only and do not represent the actual size, features, specifications, fittings and furnishings. 7. The developer reserves the right to make revisions/ alterations, at its absolute discretion, without any liability whatsoever.

2 BEDROOM APARTMENT

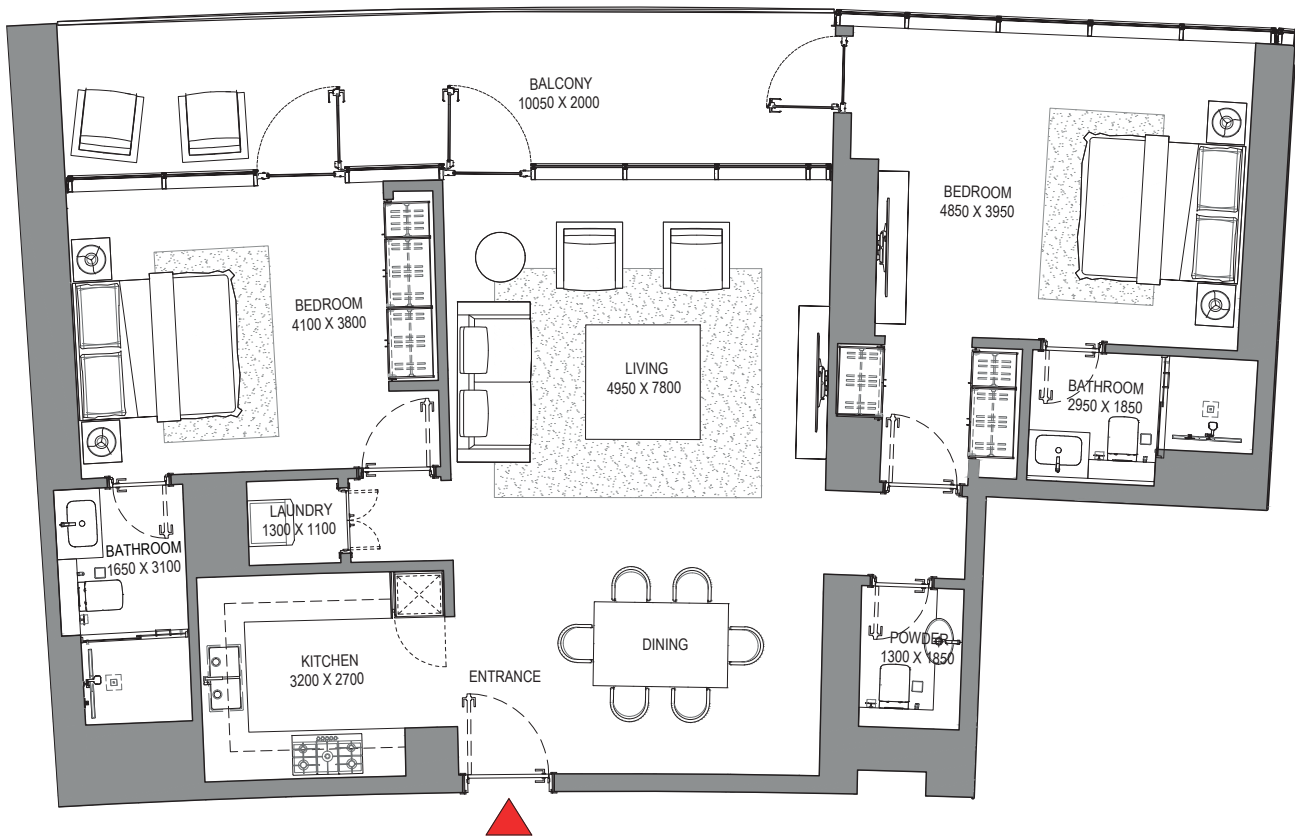
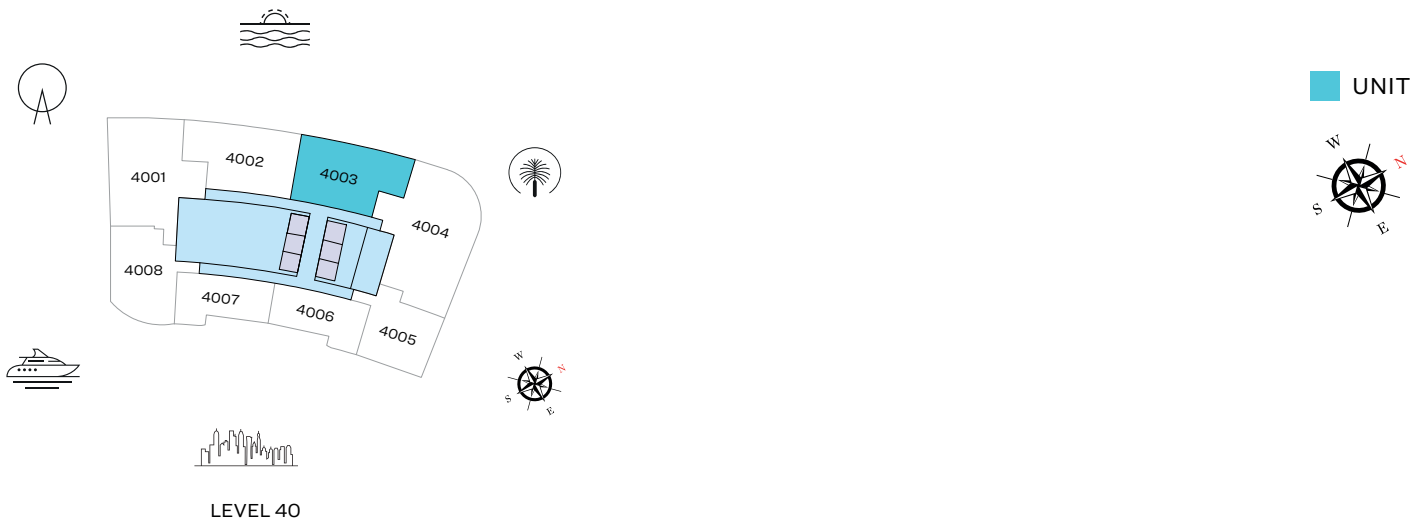
TYPE B (with powder room + balcony)

TOTAL SALEABLE AREA

SUITE = 1,303.72 SQ.FT.

BALCONY = 236.7 SQ.FT.

TOTAL = 1,540.42 SQ.FT.



List of unit numbers with this unit plan:

VIEWS

Palm Jumeirah, Harbour, Sea, Skydive
4003

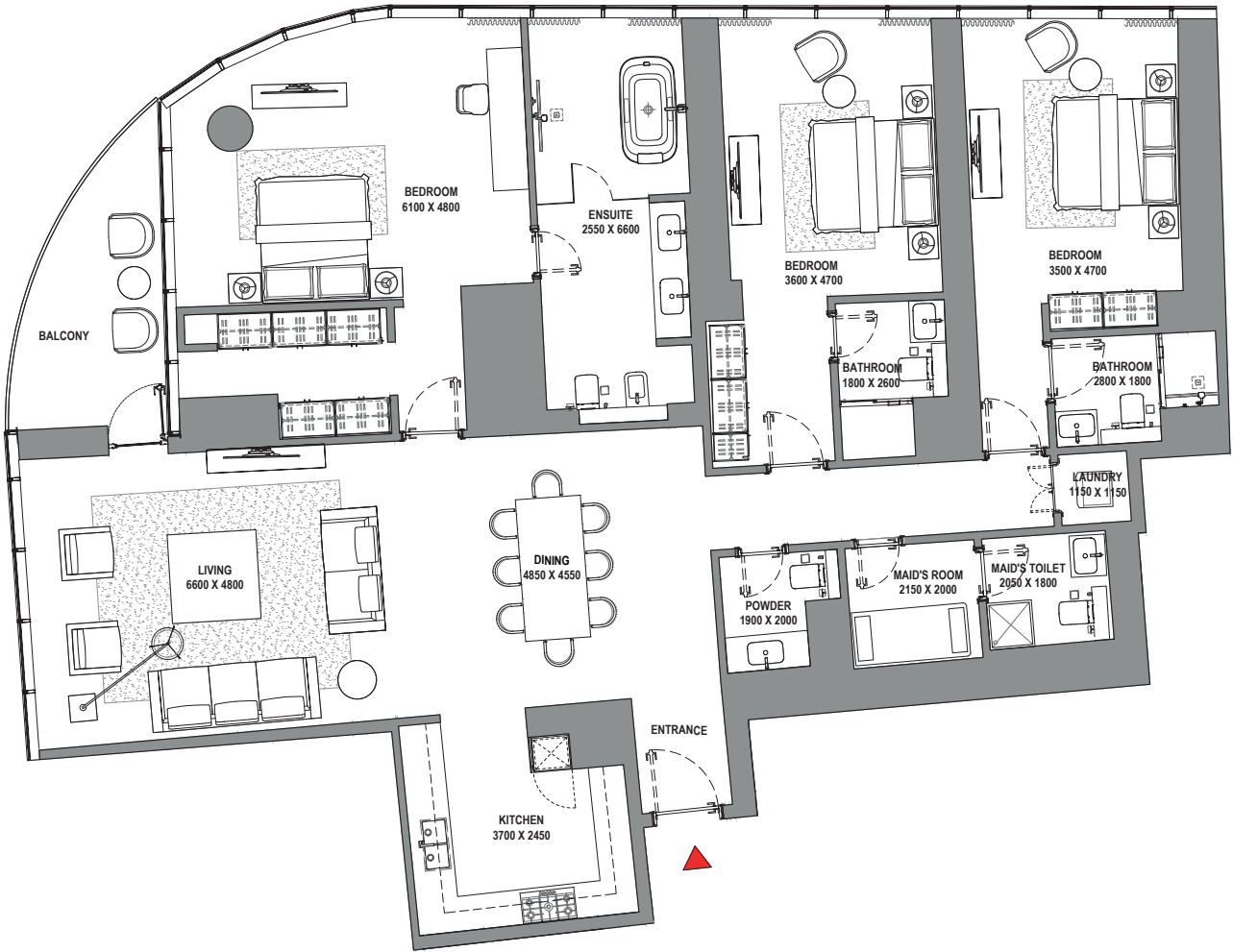

Disclaimer: 1. All dimensions are in metric, measured to wall finishes. 2. All materials, dimensions & drawings are approximate. 3. Information is subject to change without notice, at developer's absolute discretion. 4. Actual area may vary from the stated area. 5. Drawing are not to scale. 6. All images used are for illustrative purpose only and do not represent the actual size, features, specifications, fittings and furnishings. 7. The developer reserves the right to make revisions/ alterations, at its absolute discretion, without any liability whatsoever.

3 BEDROOM APARTMENT

TYPE C (with maid room and powder room + balcony)

TOTAL SALEABLE AREA

SUITE = 2,446.31 SQ.FT.
BALCONY = 119.16 SQ.FT.
TOTAL = 2,565.47 SQ.FT.



List of unit numbers with this unit plan:

VIEWS

Palm Jumeirah, Harbour, Sea, Skydive
4004

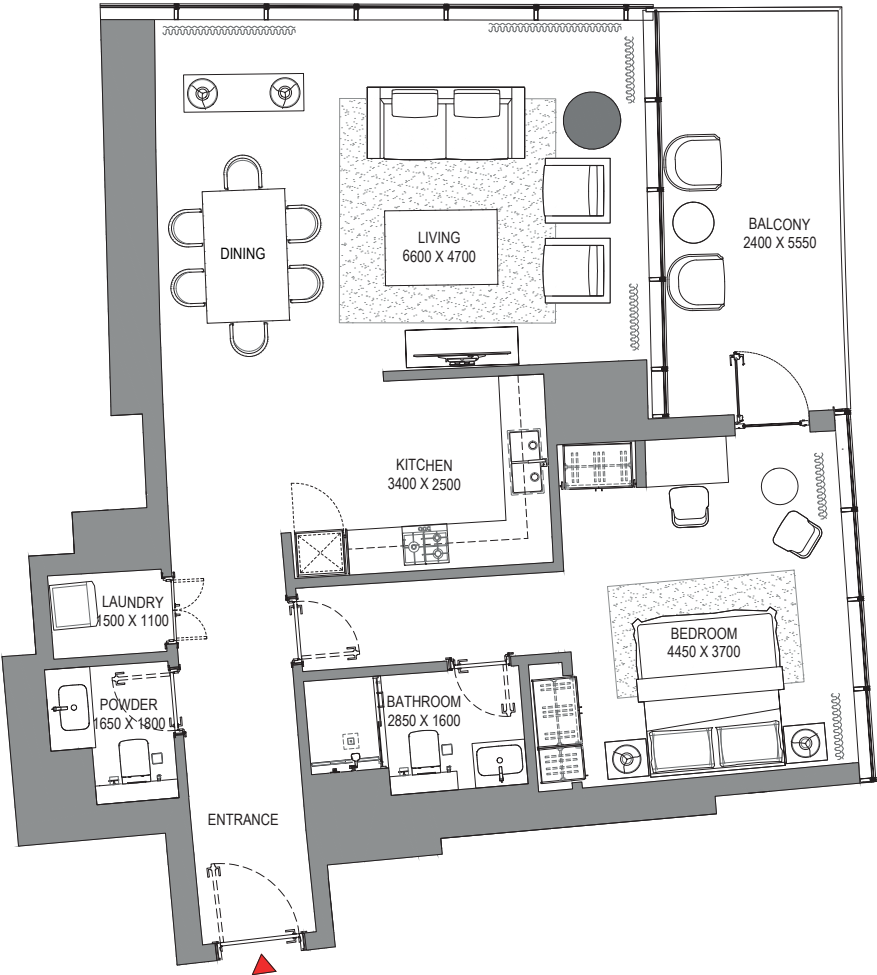

Disclaimer: 1. All dimensions are in metric, measured to wall finishes. 2. All materials, dimensions & drawings are approximate. 3. Information is subject to change without notice, at developer's absolute discretion. 4. Actual area may vary from the stated area. 5. Drawing are not to scale. 6. All images used are for illustrative purpose only and do not represent the actual size, features, specifications, fittings and furnishings. 7. The developer reserves the right to make revisions/ alterations, at its absolute discretion, without any liability whatsoever.

1 BEDROOM APARTMENT

TYPE C (with powder room + balcony)

TOTAL SALEABLE AREA

SUITE = 1,008.15 SQ.FT.
BALCONY = 147.90 SQ.FT.
TOTAL = 1,156.05 SQ.FT.



List of unit numbers with this unit plan:

VIEWS

Marina, Marina Skyline
4005

Disclaimer: 1. All dimensions are in metric, measured to wall finishes. 2. All materials, dimensions & drawings are approximate. 3. Information is subject to change without notice, at developer's absolute discretion. 4. Actual area may vary from the stated area. 5. Drawing are not to scale. 6. All images used are for illustrative purpose only and do not represent the actual size, features, specifications, fittings and furnishings. 7. The developer reserves the right to make revisions/ alterations, at its absolute discretion, without any liability whatsoever.

1 BEDROOM APARTMENT

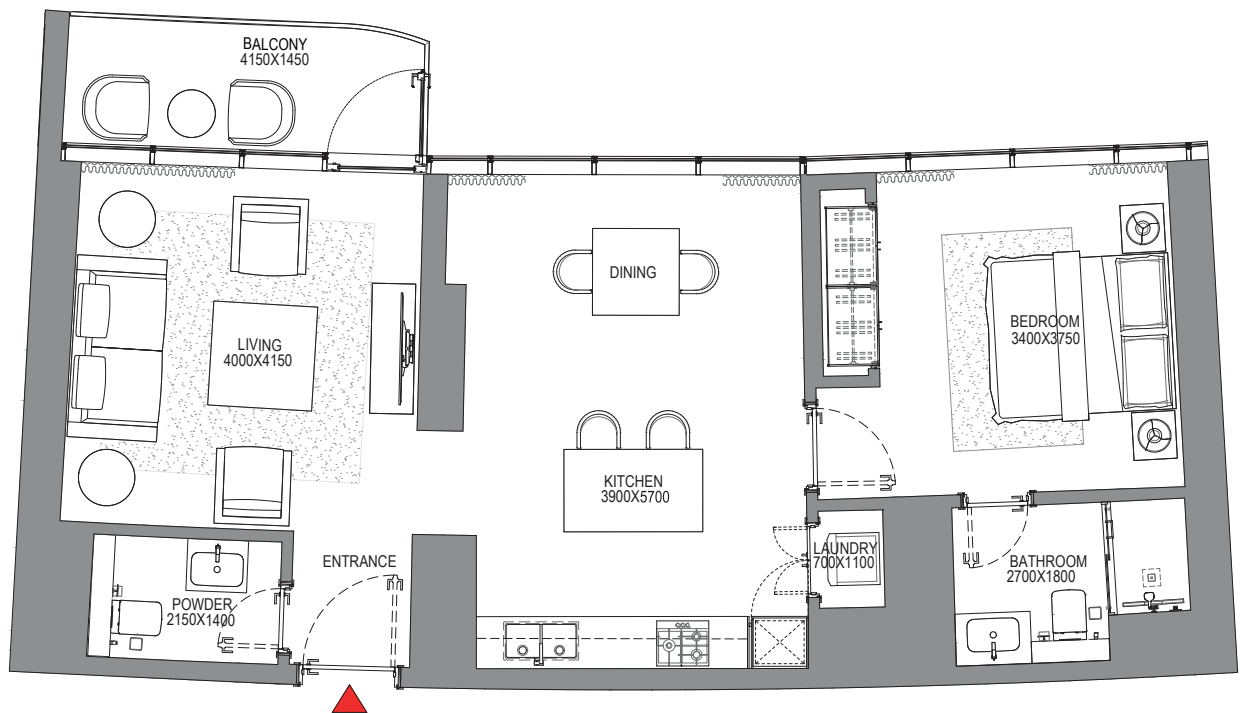
TYPE A (with powder room + balcony)

TOTAL SALEABLE AREA

SUITE = 815.15 SQ.FT.
BALCONY = 70.72 SQ.FT.
TOTAL = 885.87 SQ.FT.



LEVEL 40



List of unit numbers with this unit plan:

VIEWS

Marina, Marina Skyline
4006

Disclaimer: 1. All dimensions are in metric, measured to wall finishes. 2. All materials, dimensions & drawings are approximate. 3. Information is subject to change without notice, at developer's absolute discretion. 4. Actual area may vary from the stated area. 5. Drawing are not to scale. 6. All images used are for illustrative purpose only and do not represent the actual size, features, specifications, fittings and furnishings. 7. The developer reserves the right to make revisions/ alterations, at its absolute discretion, without any liability whatsoever.

1 BEDROOM APARTMENT

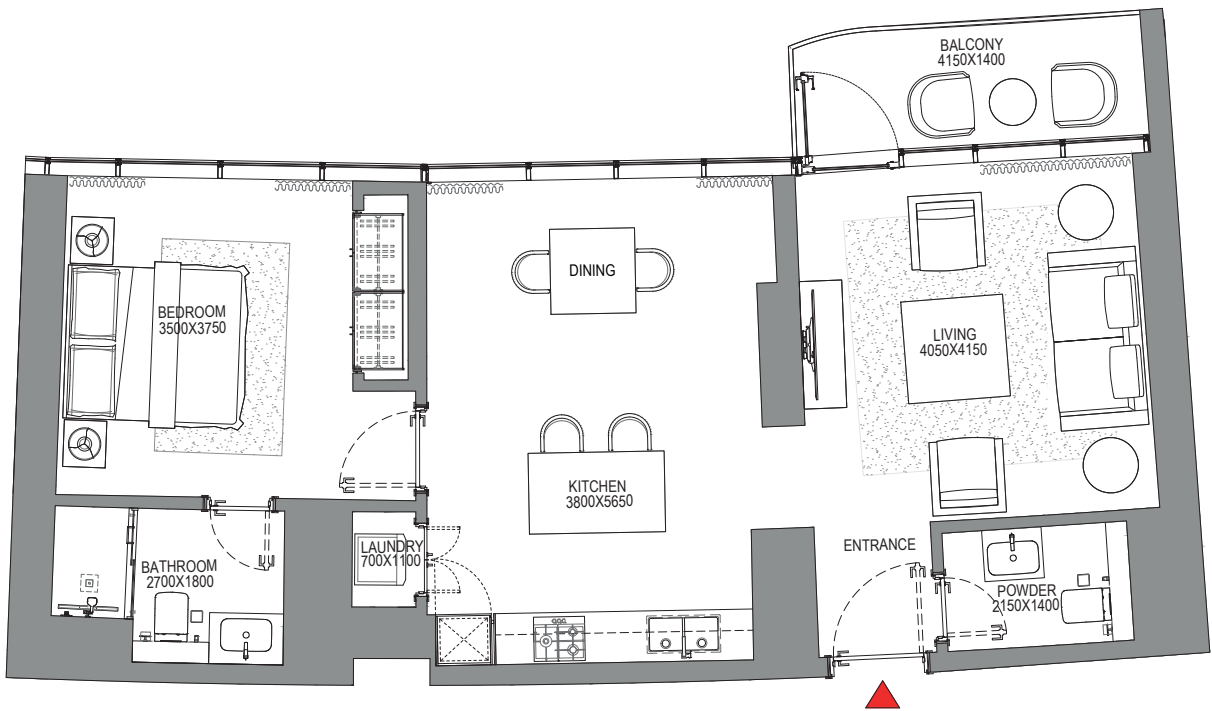
TYPE B (with powder room + balcony)

TOTAL SALEABLE AREA

SUITE = 813.43 SQ.FT.
BALCONY = 68.46 SQ.FT.
TOTAL = 881.89 SQ.FT.



LEVEL 40



List of unit numbers with this unit plan:

VIEWS

Marina, Marina Skyline
4007

Disclaimer: 1. All dimensions are in metric, measured to wall finishes. 2. All materials, dimensions & drawings are approximate. 3. Information is subject to change without notice, at developer's absolute discretion. 4. Actual area may vary from the stated area. 5. Drawing are not to scale. 6. All images used are for illustrative purpose only and do not represent the actual size, features, specifications, fittings and furnishings. 7. The developer reserves the right to make revisions/ alterations, at its absolute discretion, without any liability whatsoever.

2 BEDROOM APARTMENT

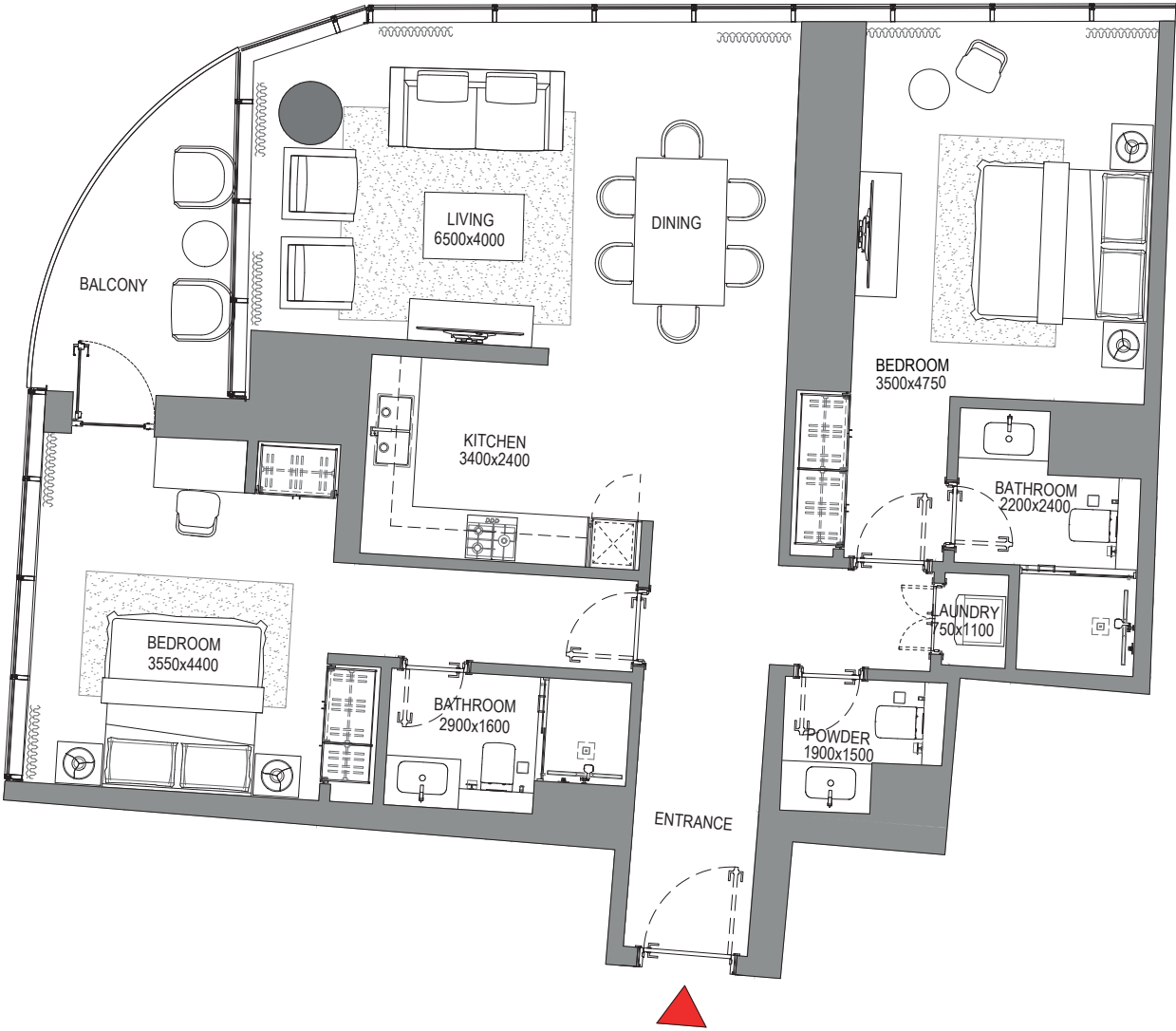

TYPE D (with powder room + balcony)

TOTAL SALEABLE AREA

SUITE = 1,275.52 SQ.FT.

BALCONY = 83.31 SQ.FT.

TOTAL = 1,358.83 SQ.FT.



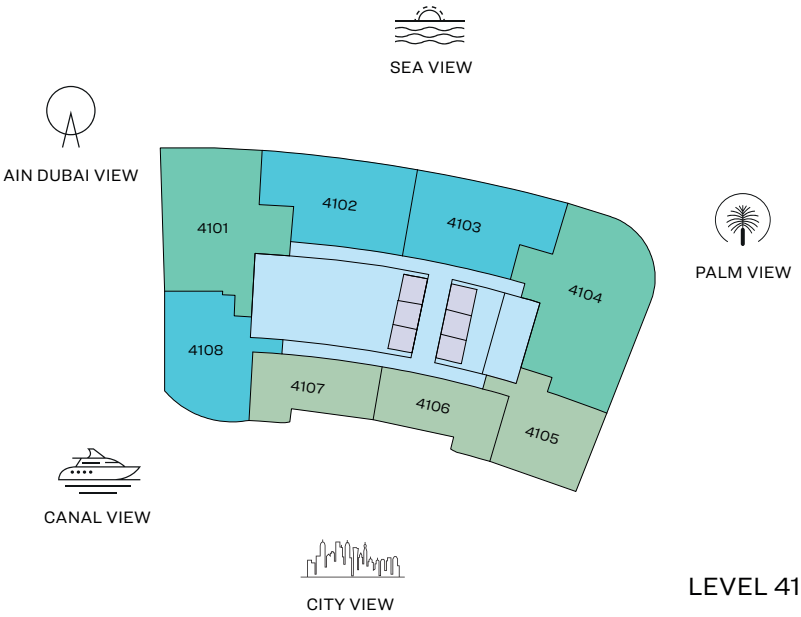
List of unit numbers with this unit plan:

VIEWS

Blue waters, Ain Dubai, JBR Beach, Marina, Sea
4008

Disclaimer: 1. All dimensions are in metric, measured to wall finishes. 2. All materials, dimensions & drawings are approximate. 3. Information is subject to change without notice, at developer's absolute discretion. 4. Actual area may vary from the stated area. 5. Drawing are not to scale. 6. All images used are for illustrative purpose only and do not represent the actual size, features, specifications, fittings and furnishings. 7. The developer reserves the right to make revisions/ alterations, at its absolute discretion, without any liability whatsoever.

FLOOR PLAN LAYOUT
TOWER A



- 1 BED UNIT
- 2 BED UNIT
- 3 BED UNIT
- LOBBIES, CORRIDORS & STAIRS
- LIFTS

Disclaimer: 1. All dimensions are in metric, measured to wall finishes. 2. All materials, dimensions & drawings are approximate. 3. Information is subject to change without notice, at developer's absolute discretion. 4. Actual area may vary from the stated area. 5. Drawing are not to scale. 6. All images used are for illustrative purpose only and do not represent the actual size, features, specifications, fittings and furnishings. 7. The developer reserves the right to make revisions/ alterations, at its absolute discretion, without any liability whatsoever.

3 BEDROOM APARTMENT

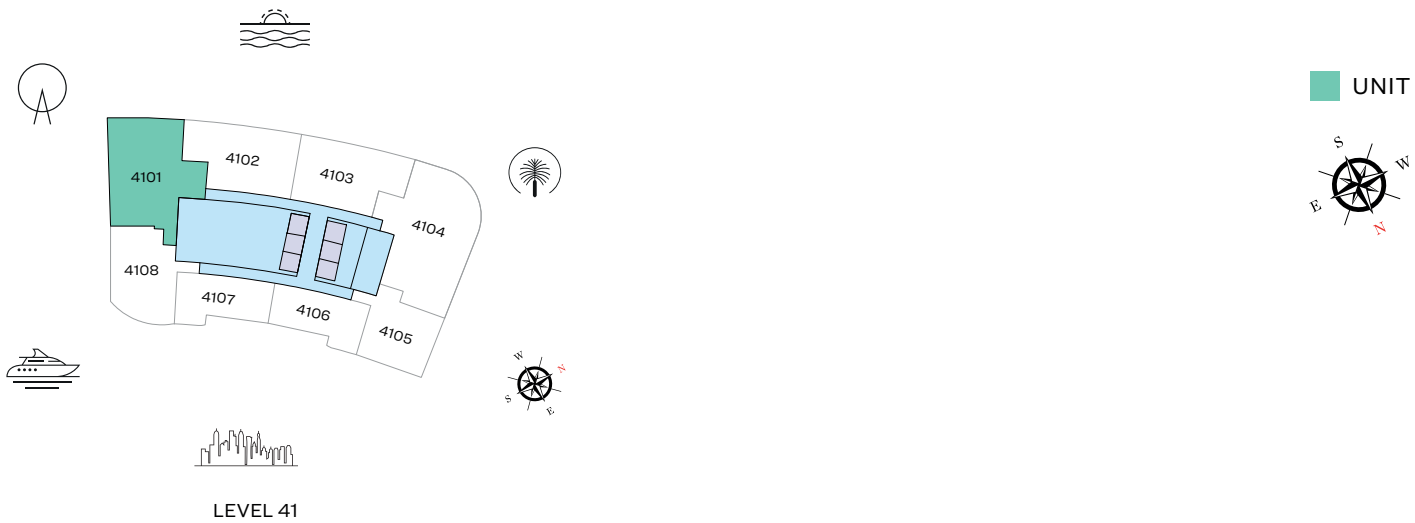
TYPE A (with maid room and powder room + balcony)

TOTAL SALEABLE AREA

SUITE = 1,996.71 SQ.FT.

BALCONY = 203.65 SQ.FT.

TOTAL = 2,200.36 SQ.FT.



List of unit numbers with this unit plan:

VIEWS

Blue waters, Ain Dubai, Palm Jumeirah, Harbour, JBR Beach, Marina, Sea, Marina Skyline, Skydive 4101

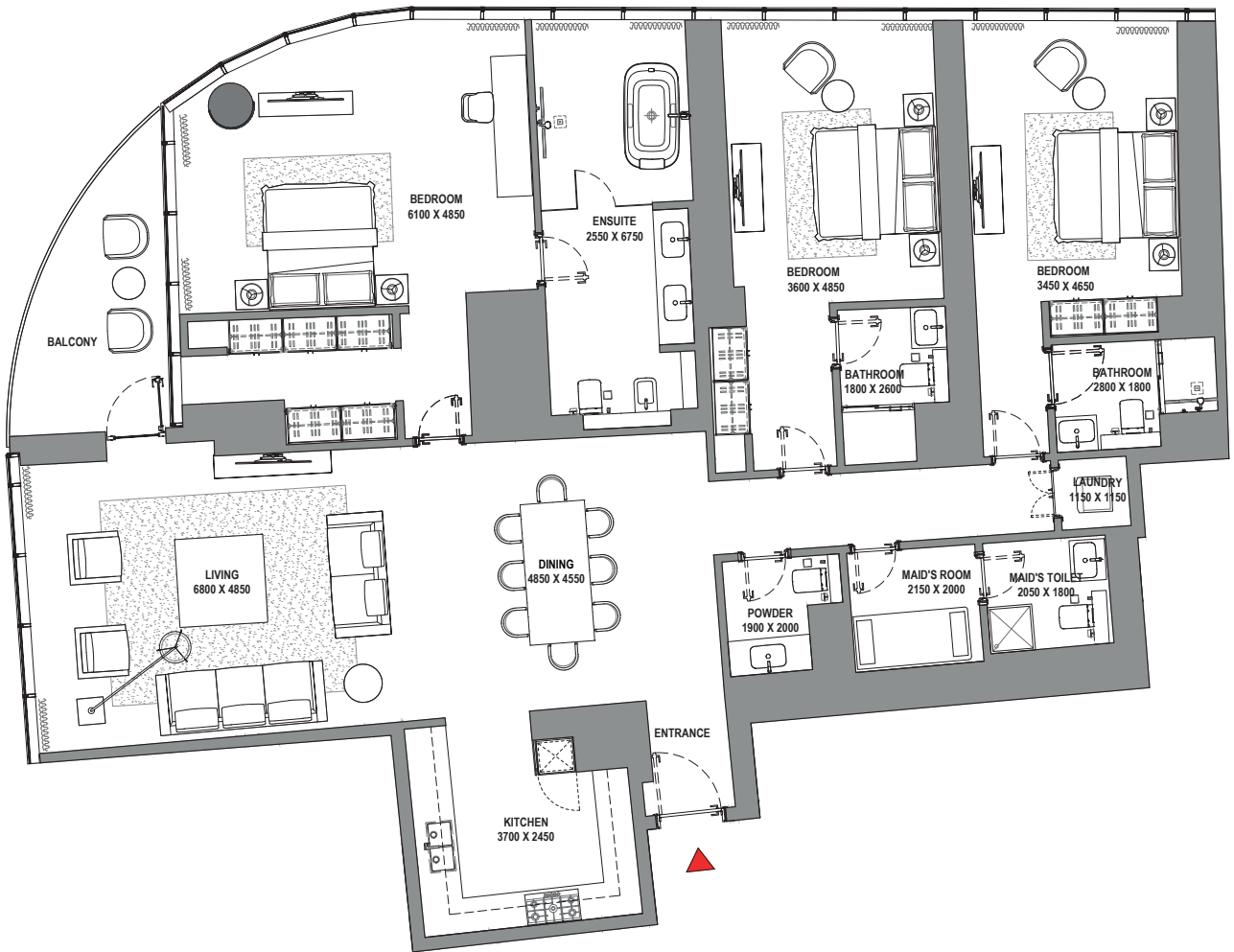

Disclaimer: 1. All dimensions are in metric, measured to wall finishes. 2. All materials, dimensions & drawings are approximate. 3. Information is subject to change without notice, at developer's absolute discretion. 4. Actual area may vary from the stated area. 5. Drawing are not to scale. 6. All images used are for illustrative purpose only and do not represent the actual size, features, specifications, fittings and furnishings. 7. The developer reserves the right to make revisions/ alterations, at its absolute discretion, without any liability whatsoever.

3 BEDROOM APARTMENT

TYPE C (with maid room and powder room + balcony)

TOTAL SALEABLE AREA

SUITE = 2,466.44 SQ.FT.
BALCONY = 120.88 SQ.FT.
TOTAL = 2,587.32 SQ.FT.



List of unit numbers with this unit plan:

VIEWS

Palm Jumeirah, Harbour, Sea, Skydive
4104

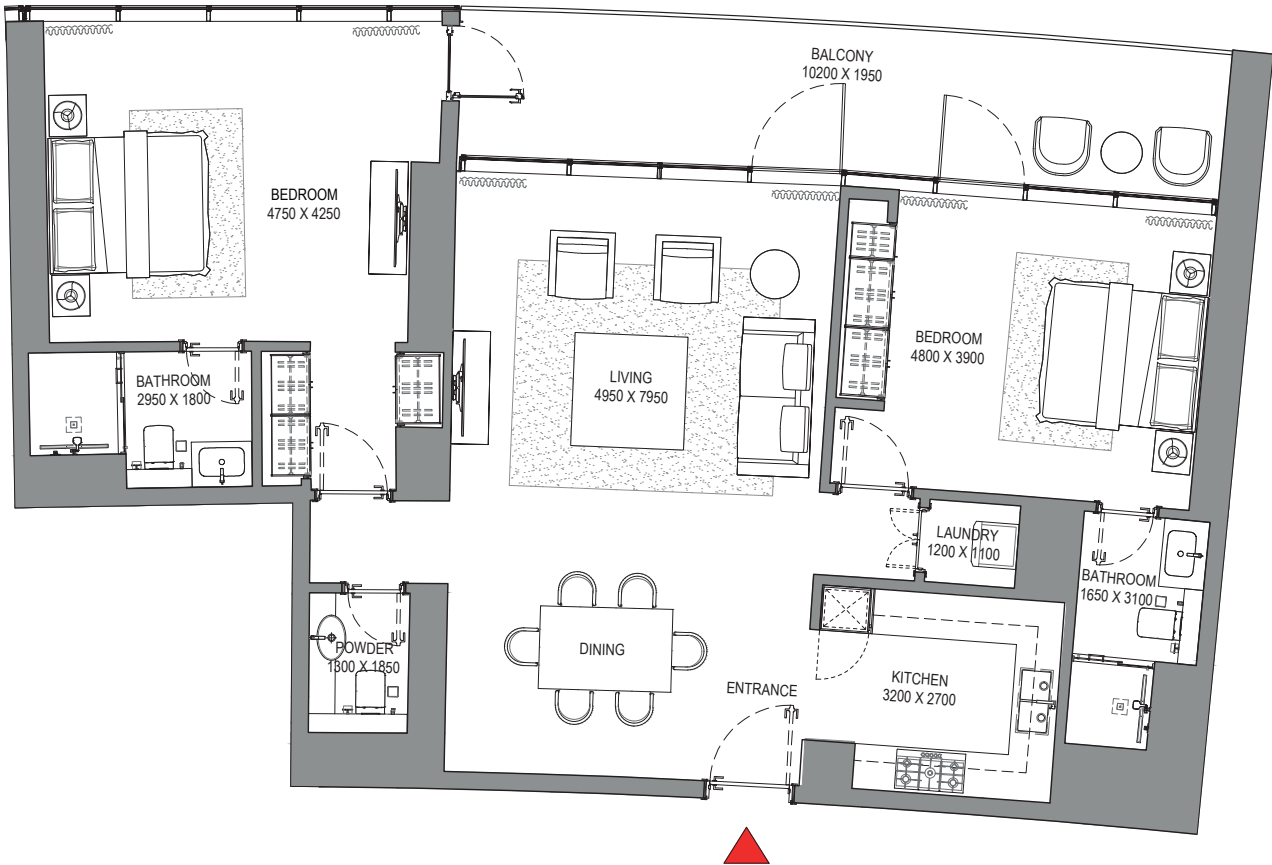
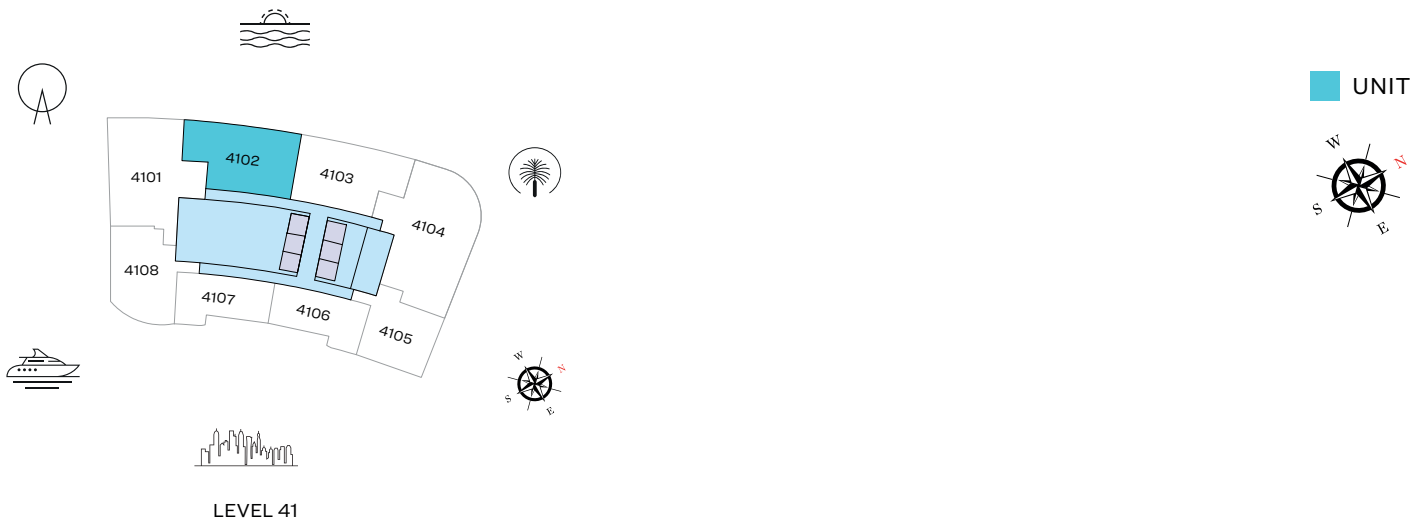
Disclaimer: 1. All dimensions are in metric, measured to wall finishes. 2. All materials, dimensions & drawings are approximate. 3. Information is subject to change without notice, at developer's absolute discretion. 4. Actual area may vary from the stated area. 5. Drawing are not to scale. 6. All images used are for illustrative purpose only and do not represent the actual size, features, specifications, fittings and furnishings. 7. The developer reserves the right to make revisions/ alterations, at its absolute discretion, without any liability whatsoever.

2 BEDROOM APARTMENT

TYPE A (with powder room + balcony)

TOTAL SALEABLE AREA

SUITE = 1,333.54 SQ.FT.
BALCONY = 233.15 SQ.FT.
TOTAL = 1,566.69 SQ.FT.



List of unit numbers with this unit plan:

VIEWS

Blue waters, Ain Dubai, Palm Jumeirah, Harbour, Sea, Skydive
4102

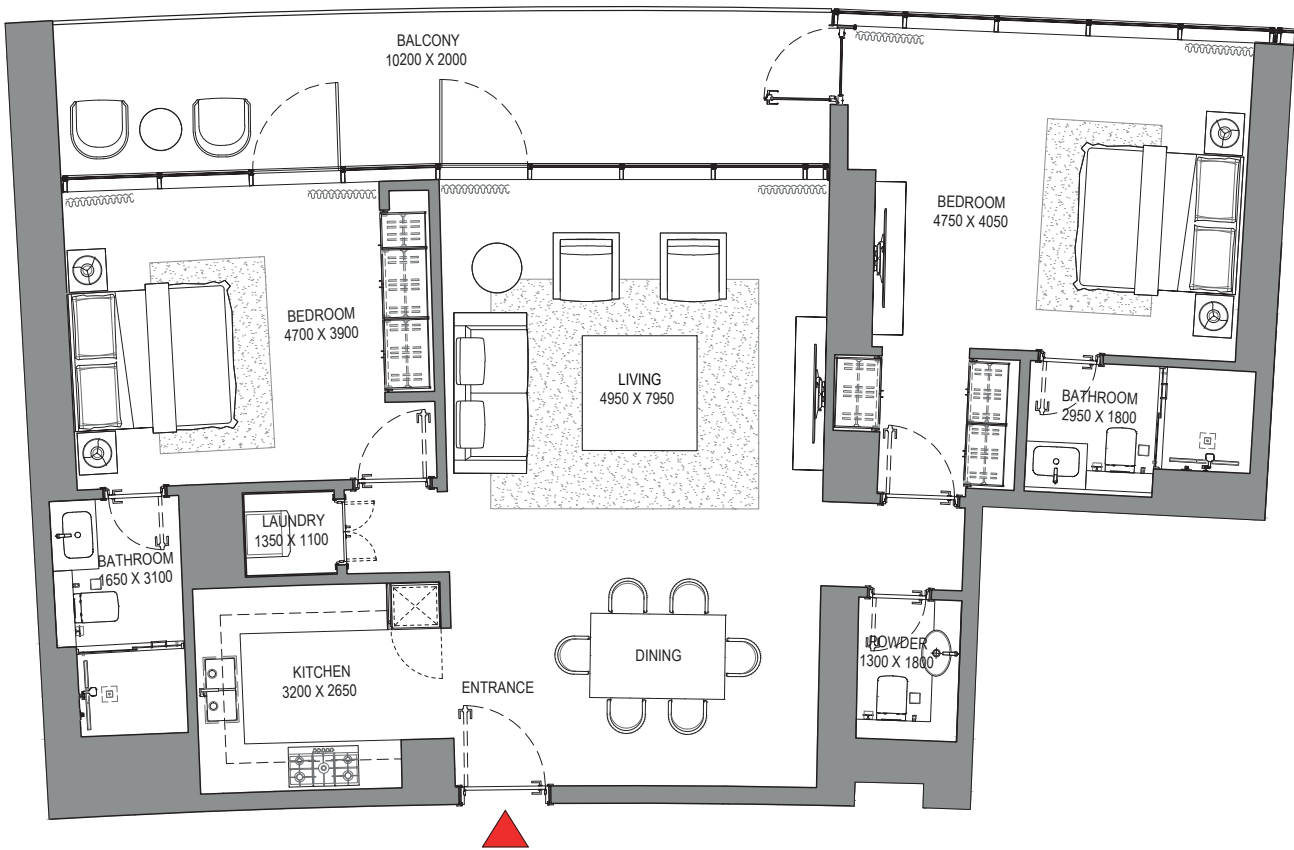
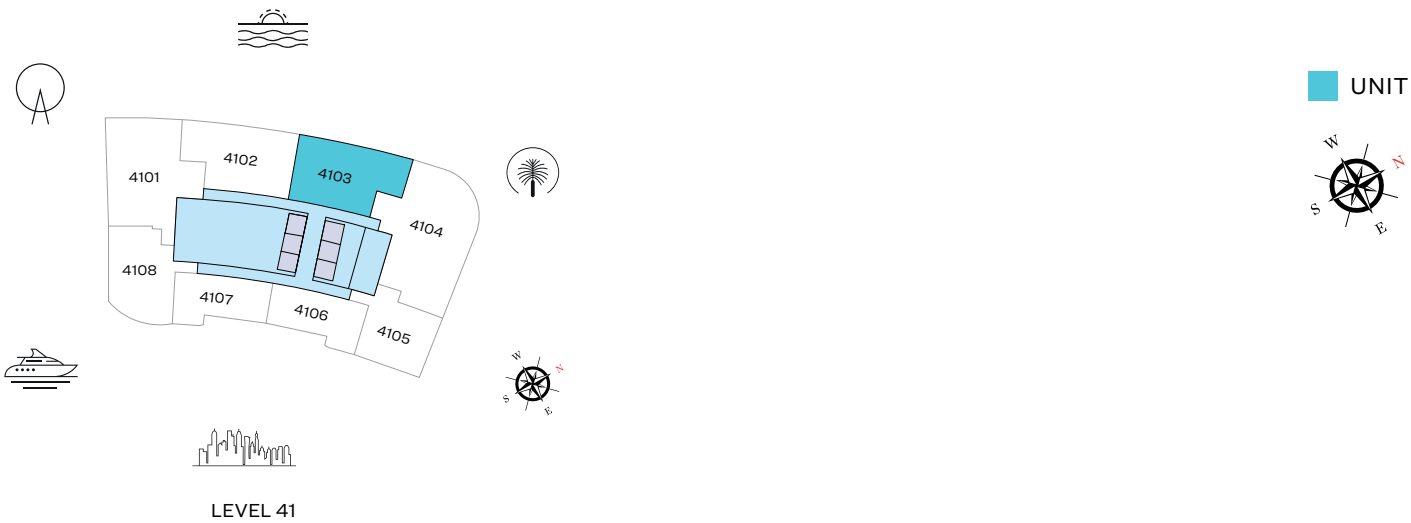
Disclaimer: 1. All dimensions are in metric, measured to wall finishes. 2. All materials, dimensions & drawings are approximate. 3. Information is subject to change without notice, at developer's absolute discretion. 4. Actual area may vary from the stated area. 5. Drawing are not to scale. 6. All images used are for illustrative purpose only and do not represent the actual size, features, specifications, fittings and furnishings. 7. The developer reserves the right to make revisions/ alterations, at its absolute discretion, without any liability whatsoever.

2 BEDROOM APARTMENT

TYPE B (with powder room + balcony)

TOTAL SALEABLE AREA

SUITE = 1,316.21 SQ.FT.
BALCONY = 236.81 SQ.FT.
TOTAL = 1,553.02 SQ.FT.



List of unit numbers with this unit plan:

VIEWS

Palm Jumeirah, Harbour, Sea, Skydive
4103

Disclaimer: 1. All dimensions are in metric, measured to wall finishes. 2. All materials, dimensions & drawings are approximate. 3. Information is subject to change without notice, at developer's absolute discretion. 4. Actual area may vary from the stated area. 5. Drawing are not to scale. 6. All images used are for illustrative purpose only and do not represent the actual size, features, specifications, fittings and furnishings. 7. The developer reserves the right to make revisions/ alterations, at its absolute discretion, without any liability whatsoever.

2 BEDROOM APARTMENT

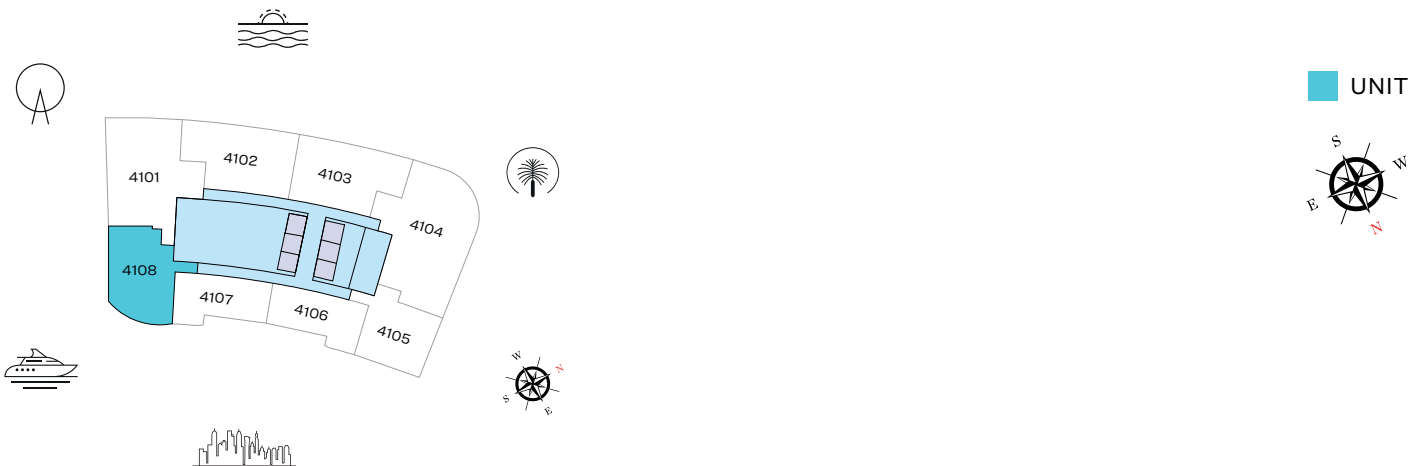
TYPE D (with powder room + balcony)

TOTAL SALEABLE AREA

SUITE = 1,284.03 SQ.FT.

BALCONY = 82.02 SQ.FT.

TOTAL = 1,366.05 SQ.FT.



LEVEL 41



List of unit numbers with this unit plan:

VIEWS

Blue waters, Ain Dubai, JBR Beach, Marina, Sea
4108

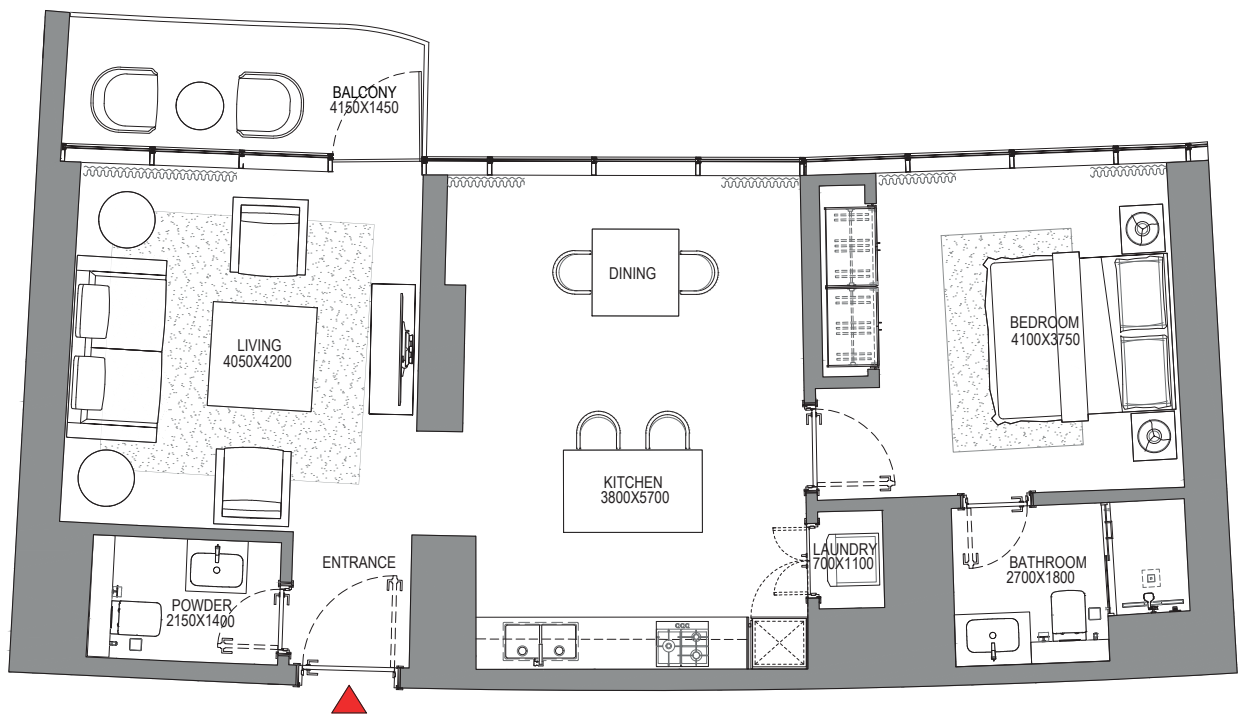
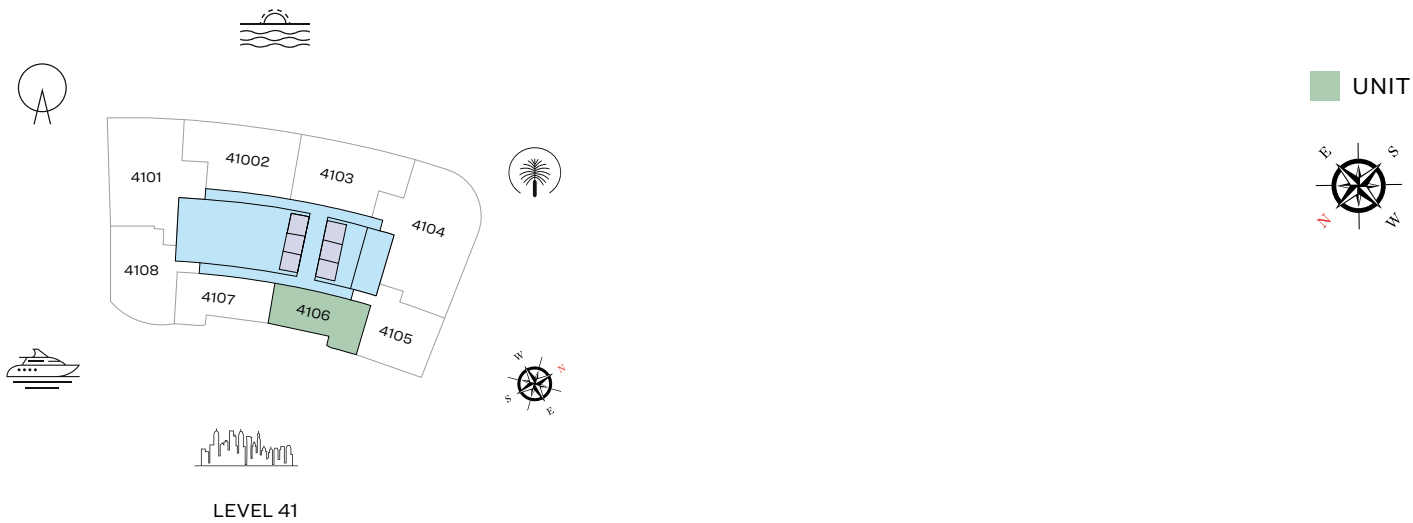
Disclaimer: 1. All dimensions are in metric, measured to wall finishes. 2. All materials, dimensions & drawings are approximate. 3. Information is subject to change without notice, at developer's absolute discretion. 4. Actual area may vary from the stated area. 5. Drawing are not to scale. 6. All images used are for illustrative purpose only and do not represent the actual size, features, specifications, fittings and furnishings. 7. The developer reserves the right to make revisions/ alterations, at its absolute discretion, without any liability whatsoever.

1 BEDROOM APARTMENT

TYPE A (with powder room + balcony)

TOTAL SALEABLE AREA

SUITE = 815.15 SQ.FT.
BALCONY = 70.72 SQ.FT.
TOTAL = 885.87 SQ.FT.



List of unit numbers with this unit plan:

VIEWS

Marina, Marina Skyline
4106

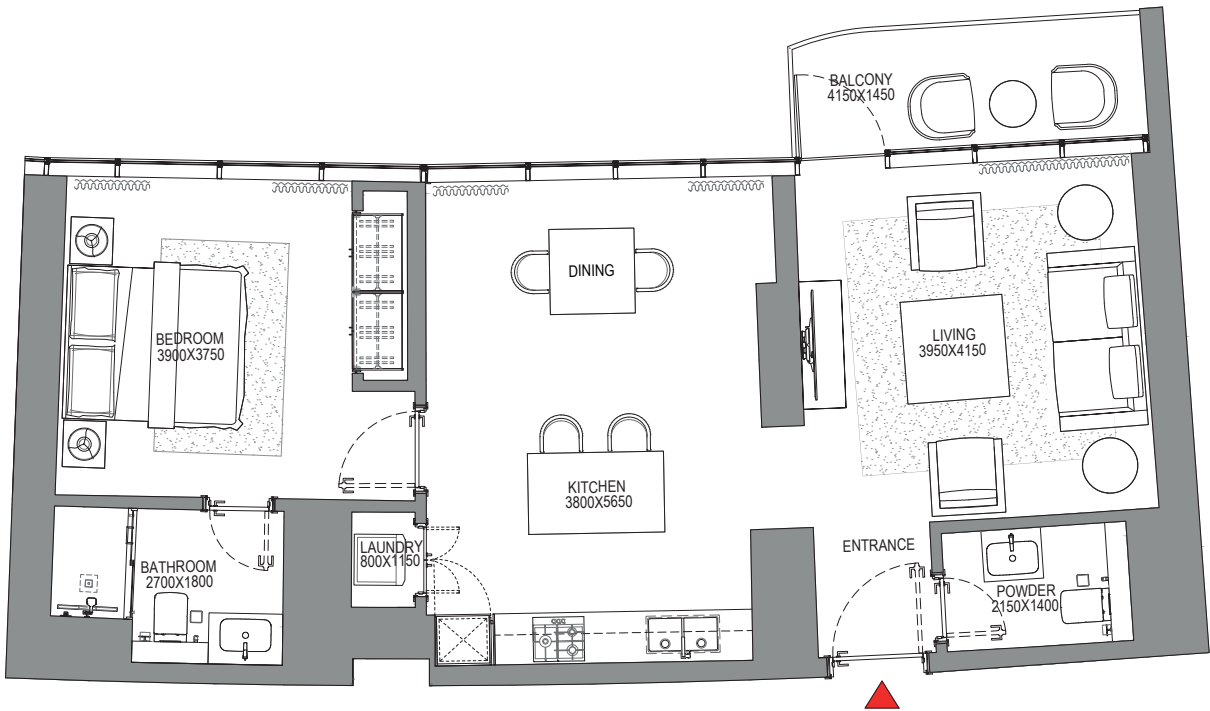
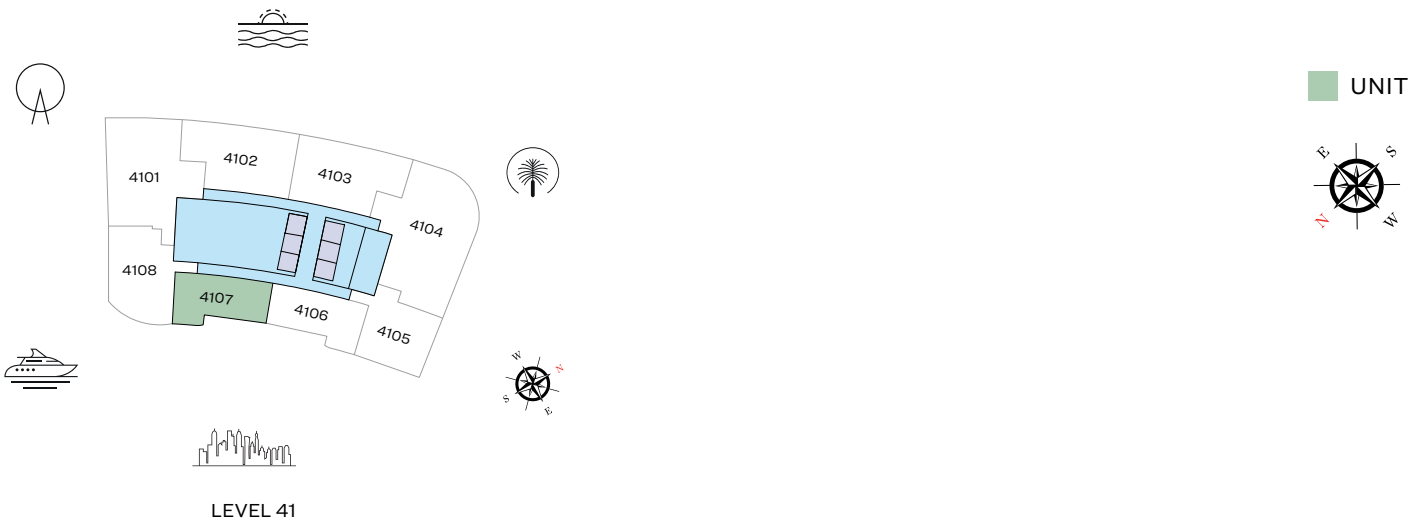
Disclaimer: 1. All dimensions are in metric, measured to wall finishes. 2. All materials, dimensions & drawings are approximate. 3. Information is subject to change without notice, at developer's absolute discretion. 4. Actual area may vary from the stated area. 5. Drawing are not to scale. 6. All images used are for illustrative purpose only and do not represent the actual size, features, specifications, fittings and furnishings. 7. The developer reserves the right to make revisions/ alterations, at its absolute discretion, without any liability whatsoever.

1 BEDROOM APARTMENT

TYPE B (with powder room + balcony)

TOTAL SALEABLE AREA

SUITE = 813.43 SQ.FT.
BALCONY = 68.57 SQ.FT.
TOTAL = 882.00 SQ.FT.



List of unit numbers with this unit plan:

VIEWS

Marina, Marina Skyline
4107

Disclaimer: 1. All dimensions are in metric, measured to wall finishes. 2. All materials, dimensions & drawings are approximate. 3. Information is subject to change without notice, at developer's absolute discretion. 4. Actual area may vary from the stated area. 5. Drawing are not to scale. 6. All images used are for illustrative purpose only and do not represent the actual size, features, specifications, fittings and furnishings. 7. The developer reserves the right to make revisions/ alterations, at its absolute discretion, without any liability whatsoever.

1 BEDROOM APARTMENT

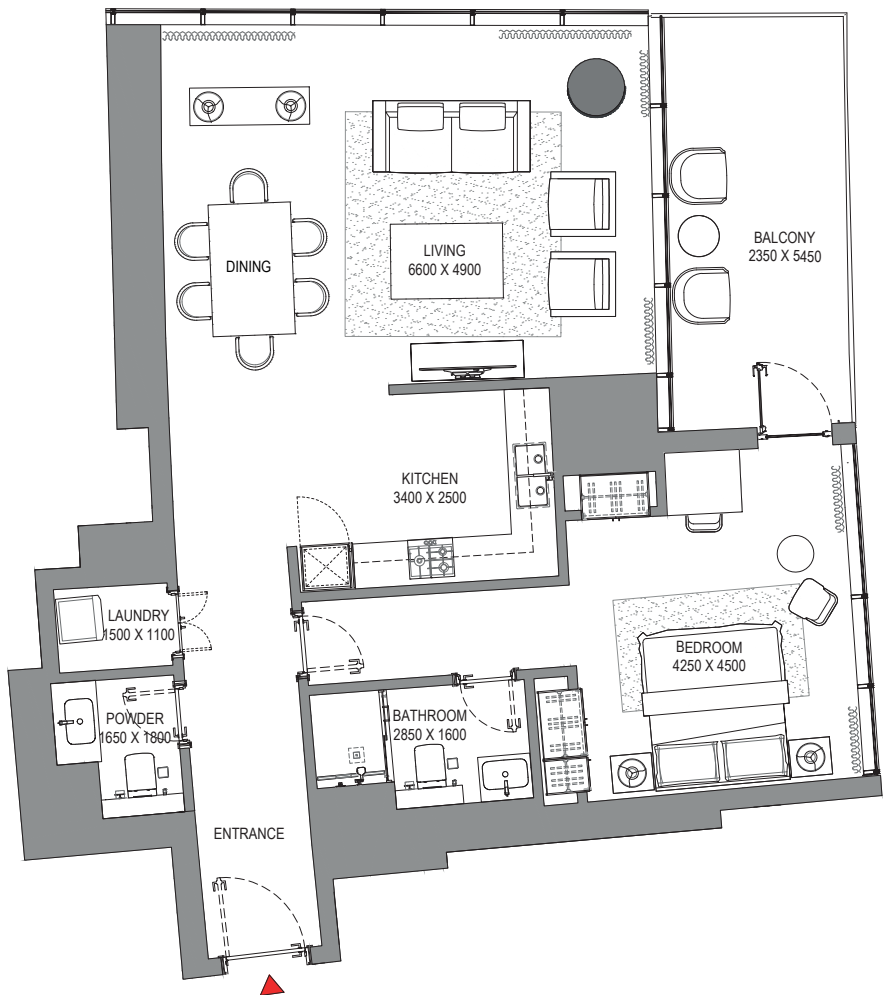
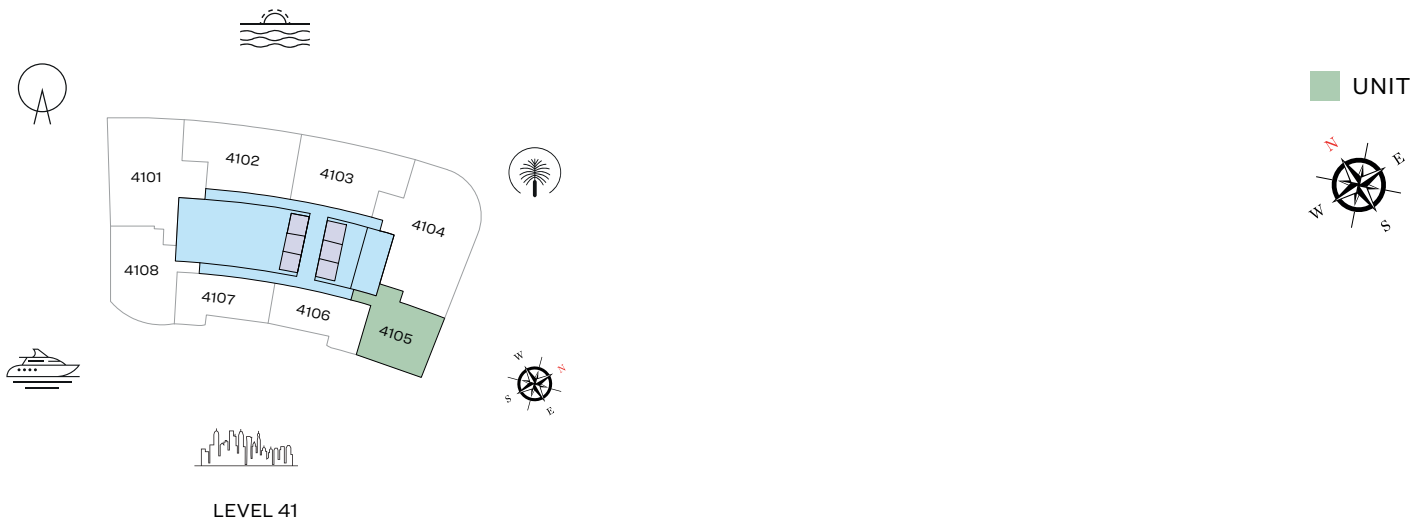
TYPE C (with powder room + balcony)

TOTAL SALEABLE AREA

SUITE = 1,012.24 SQ.FT.

BALCONY = 147.9 SQ.FT.

TOTAL = 1,160.14 SQ.FT.



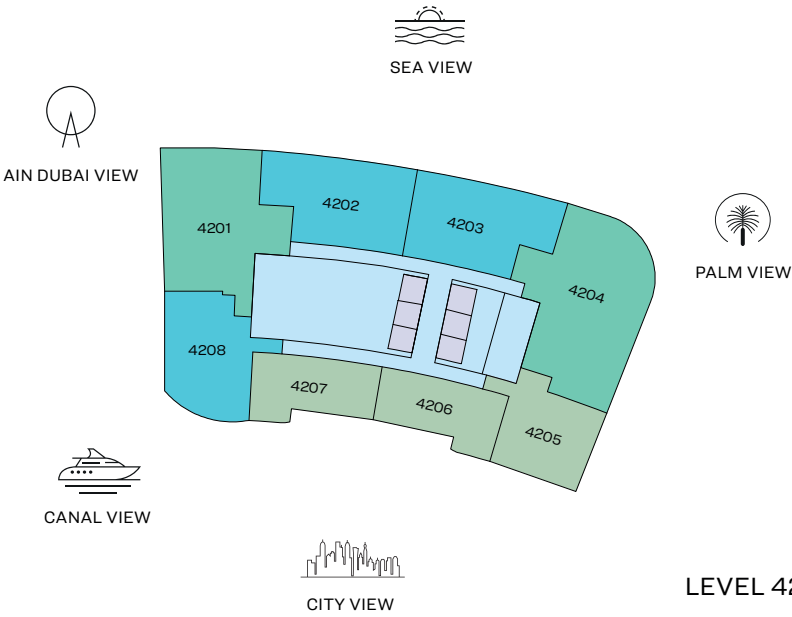
List of unit numbers with this unit plan:

VIEWS

Marina, Marina Skyline
4105

Disclaimer: 1. All dimensions are in metric, measured to wall finishes. 2. All materials, dimensions & drawings are approximate. 3. Information is subject to change without notice, at developer's absolute discretion. 4. Actual area may vary from the stated area. 5. Drawing are not to scale. 6. All images used are for illustrative purpose only and do not represent the actual size, features, specifications, fittings and furnishings. 7. The developer reserves the right to make revisions/ alterations, at its absolute discretion, without any liability whatsoever.

FLOOR PLAN LAYOUT
TOWER A




- 1 BED UNIT
- 3 BED UNIT
- LIFTS
- 2 BED UNIT
- LOBBIES, CORRIDORS & STAIRS

Disclaimer: 1. All dimensions are in metric, measured to wall finishes. 2. All materials, dimensions & drawings are approximate. 3. Information is subject to change without notice, at developer's absolute discretion. 4. Actual area may vary from the stated area. 5. Drawing are not to scale. 6. All images used are for illustrative purpose only and do not represent the actual size, features, specifications, fittings and furnishings. 7. The developer reserves the right to make revisions/ alterations, at its absolute discretion, without any liability whatsoever.

3 BEDROOM APARTMENT
TYPE A (with maid room and powder room + balcony)

TOTAL SALEABLE AREA
SUITE = 2,020.82 SQ.FT.
BALCONY = 203.76 SQ.FT.
TOTAL = 2,224.58 SQ.FT.



List of unit numbers with this unit plan:

VIEWS

Blue waters, Ain Dubai, Palm Jumeirah, Harbour, JBR Beach, Marina, Sea, Marina Skyline, Skydive
4201

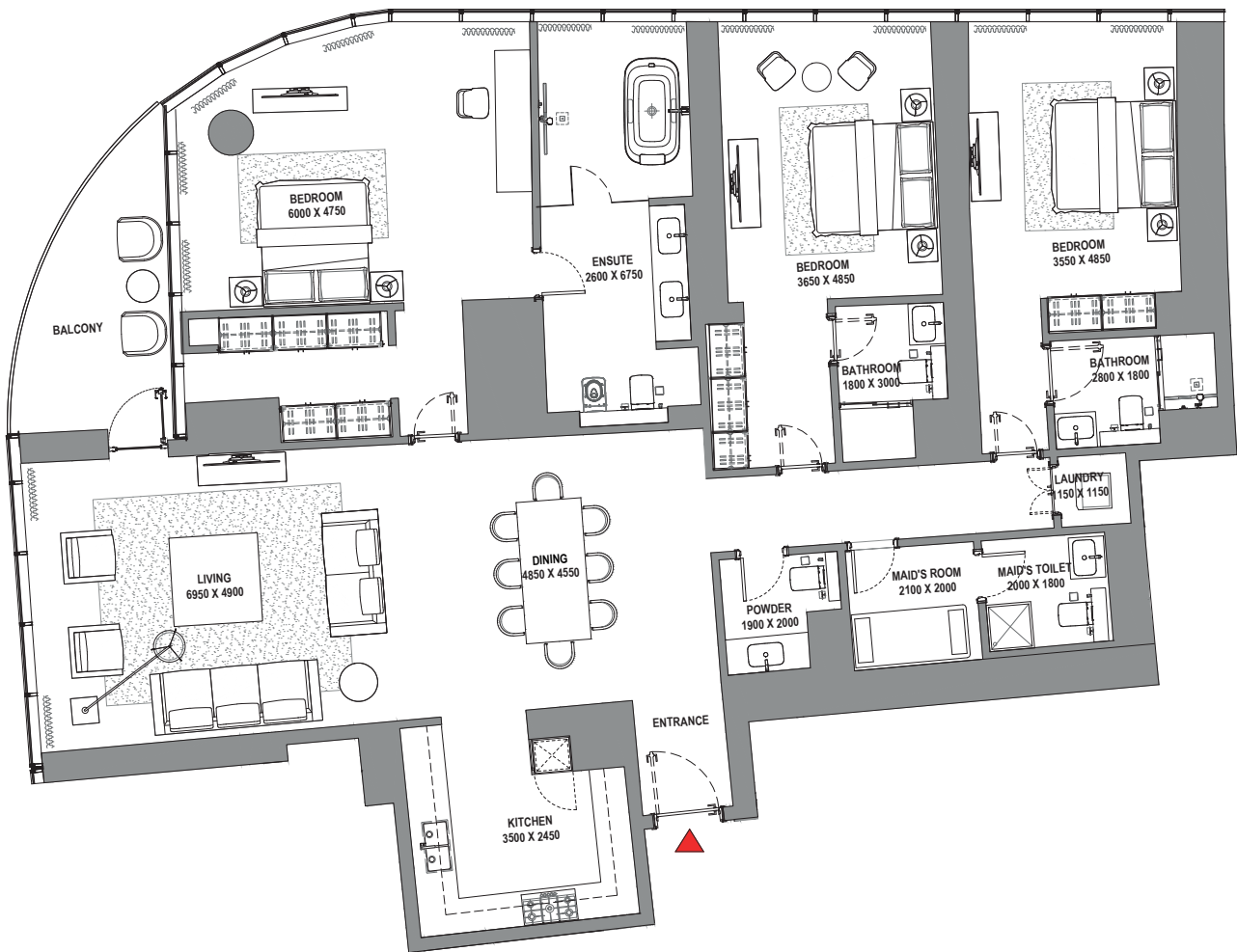

Disclaimer: 1. All dimensions are in metric, measured to wall finishes. 2. All materials, dimensions & drawings are approximate. 3. Information is subject to change without notice, at developer's absolute discretion. 4. Actual area may vary from the stated area. 5. Drawing are not to scale. 6. All images used are for illustrative purpose only and do not represent the actual size, features, specifications, fittings and furnishings. 7. The developer reserves the right to make revisions/ alterations, at its absolute discretion, without any liability whatsoever.

3 BEDROOM APARTMENT

TYPE C (with maid room and powder room + balcony)

TOTAL SALEABLE AREA

SUITE = 2,484.53 SQ.FT.
BALCONY = 128.09 SQ.FT.
TOTAL = 2,612.62 SQ.FT.



List of unit numbers with this unit plan:

VIEWS

Palm Jumeirah, Harbour, Sea, Skydive
4204

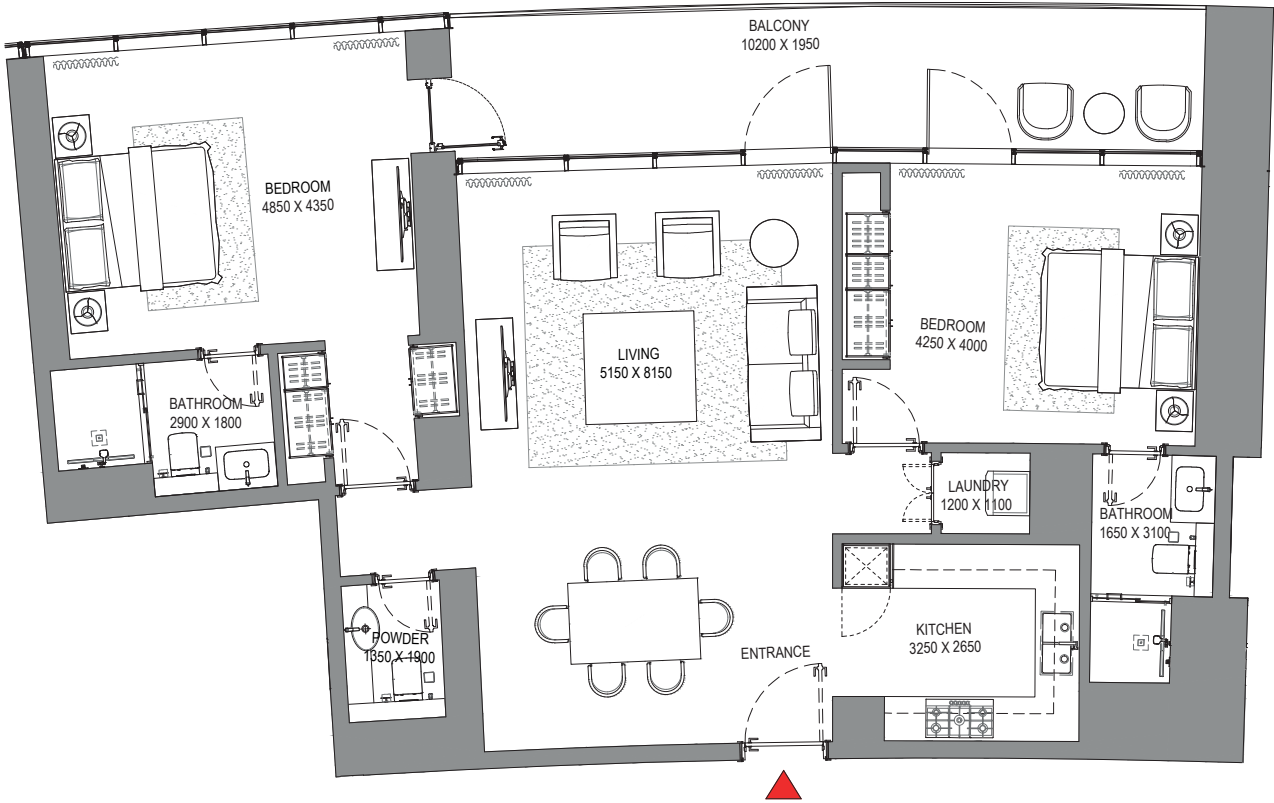

Disclaimer: 1. All dimensions are in metric, measured to wall finishes. 2. All materials, dimensions & drawings are approximate. 3. Information is subject to change without notice, at developer's absolute discretion. 4. Actual area may vary from the stated area. 5. Drawing are not to scale. 6. All images used are for illustrative purpose only and do not represent the actual size, features, specifications, fittings and furnishings. 7. The developer reserves the right to make revisions/ alterations, at its absolute discretion, without any liability whatsoever.

2 BEDROOM APARTMENT

TYPE A (with powder room + balcony)

TOTAL SALEABLE AREA

SUITE = 1,351.41 SQ.FT.
BALCONY = 233.15 SQ.FT.
TOTAL = 1,584.56 SQ.FT.



List of unit numbers with this unit plan:

VIEWS

Blue waters, Ain Dubai, Palm Jumeirah, Harbour, Sea, Skydive
4202

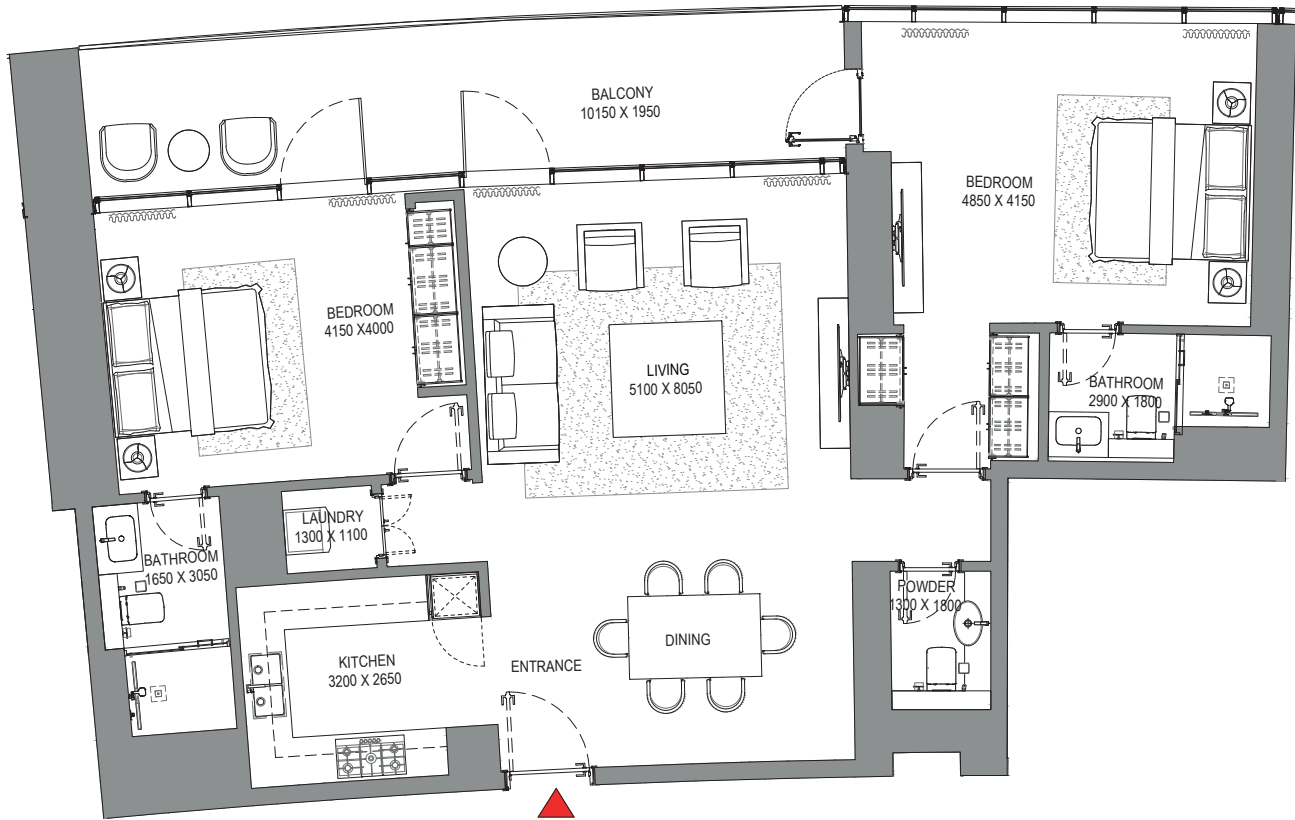
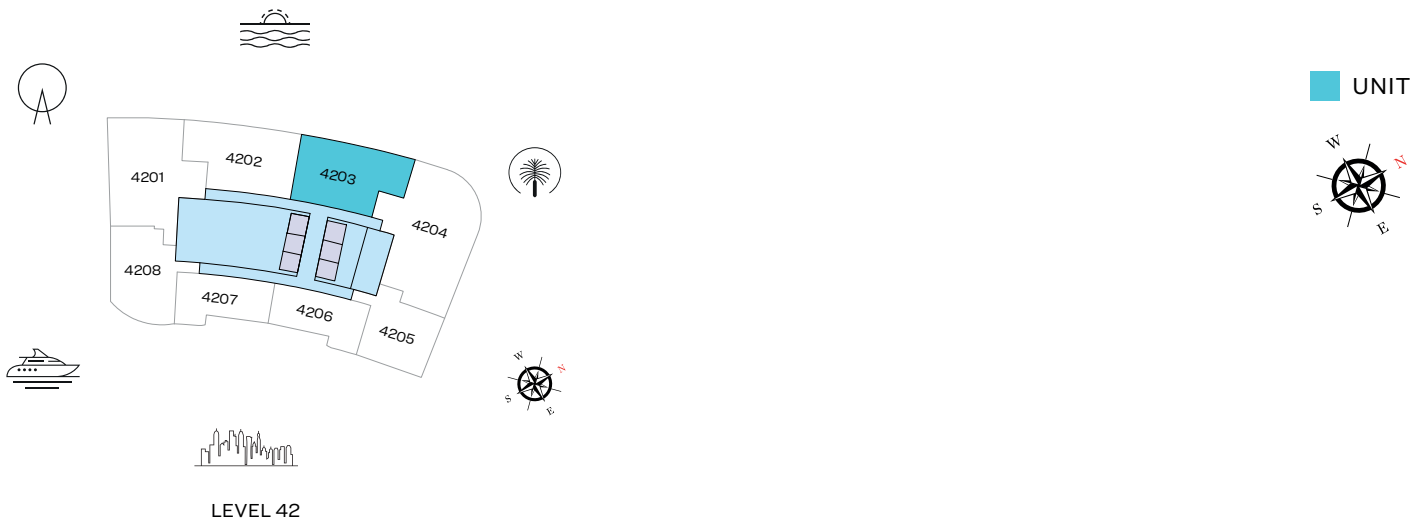
Disclaimer: 1. All dimensions are in metric, measured to wall finishes. 2. All materials, dimensions & drawings are approximate. 3. Information is subject to change without notice, at developer's absolute discretion. 4. Actual area may vary from the stated area. 5. Drawing are not to scale. 6. All images used are for illustrative purpose only and do not represent the actual size, features, specifications, fittings and furnishings. 7. The developer reserves the right to make revisions/ alterations, at its absolute discretion, without any liability whatsoever.

2 BEDROOM APARTMENT

TYPE B (with powder room + balcony)

TOTAL SALEABLE AREA

SUITE = 1,333.86 SQ.FT.
BALCONY = 237.02 SQ.FT.
TOTAL = 1,570.88 SQ.FT.



List of unit numbers with this unit plan:

VIEWS

Palm Jumeirah, Harbour, Sea, Skydive
4203

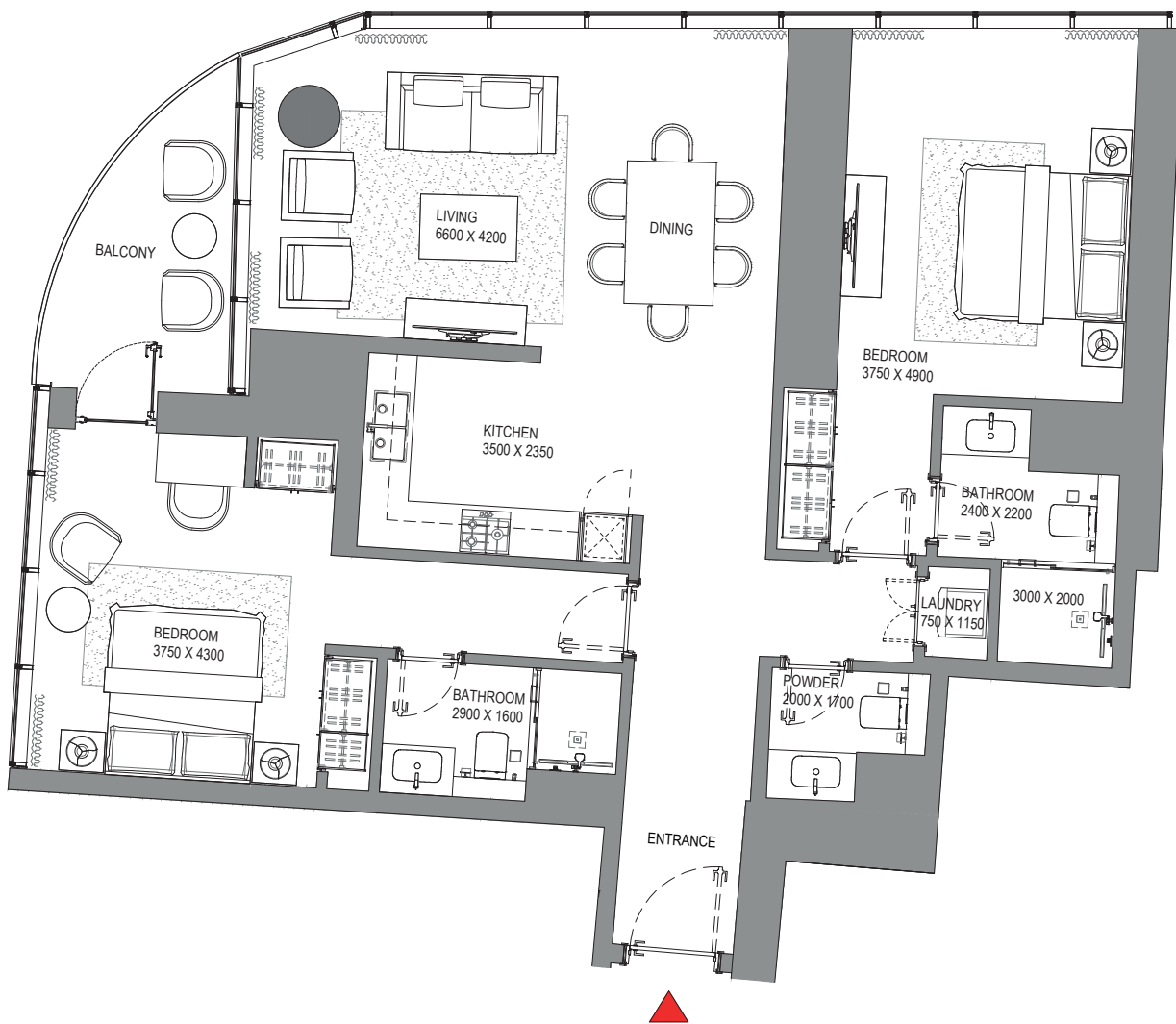
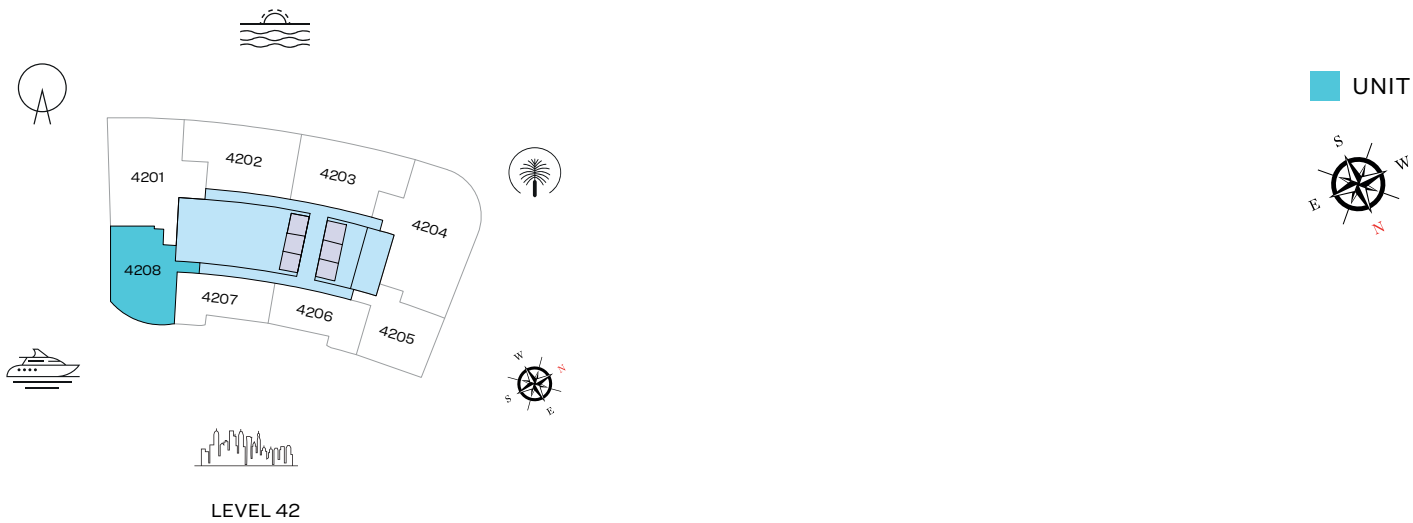
Disclaimer: 1. All dimensions are in metric, measured to wall finishes. 2. All materials, dimensions & drawings are approximate. 3. Information is subject to change without notice, at developer's absolute discretion. 4. Actual area may vary from the stated area. 5. Drawing are not to scale. 6. All images used are for illustrative purpose only and do not represent the actual size, features, specifications, fittings and furnishings. 7. The developer reserves the right to make revisions/ alterations, at its absolute discretion, without any liability whatsoever.

2 BEDROOM APARTMENT

TYPE D (with powder room + balcony)

TOTAL SALEABLE AREA

SUITE = 1,297.37 SQ.FT.
BALCONY = 84.07 SQ.FT.
TOTAL = 1,381.44 SQ.FT.



List of unit numbers with this unit plan:

VIEWS

Blue waters, Ain Dubai, JBR Beach, Marina, Sea
4208

Disclaimer: 1. All dimensions are in metric, measured to wall finishes. 2. All materials, dimensions & drawings are approximate. 3. Information is subject to change without notice, at developer's absolute discretion. 4. Actual area may vary from the stated area. 5. Drawing are not to scale. 6. All images used are for illustrative purpose only and do not represent the actual size, features, specifications, fittings and furnishings. 7. The developer reserves the right to make revisions/ alterations, at its absolute discretion, without any liability whatsoever.

1 BEDROOM APARTMENT

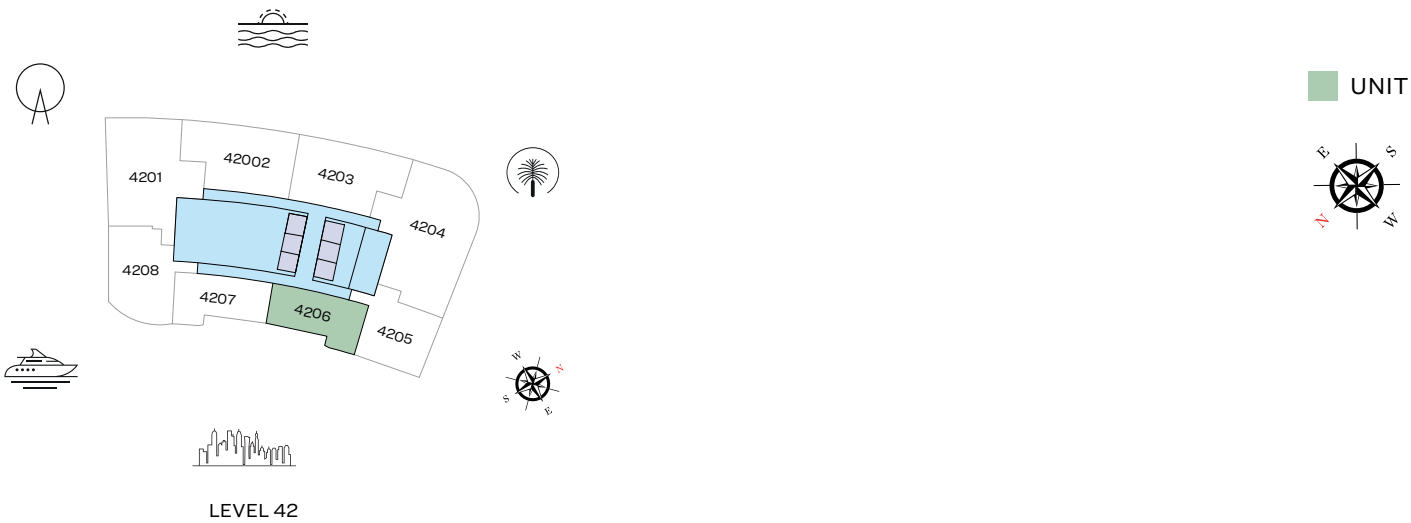
TYPE A (with powder room + balcony)

TOTAL SALEABLE AREA

SUITE = 822.26 SQ.FT.

BALCONY = 70.93 SQ.FT.

TOTAL = 893.19 SQ.FT.



List of unit numbers with this unit plan:

VIEWS

Marina, Marina Skyline
4206

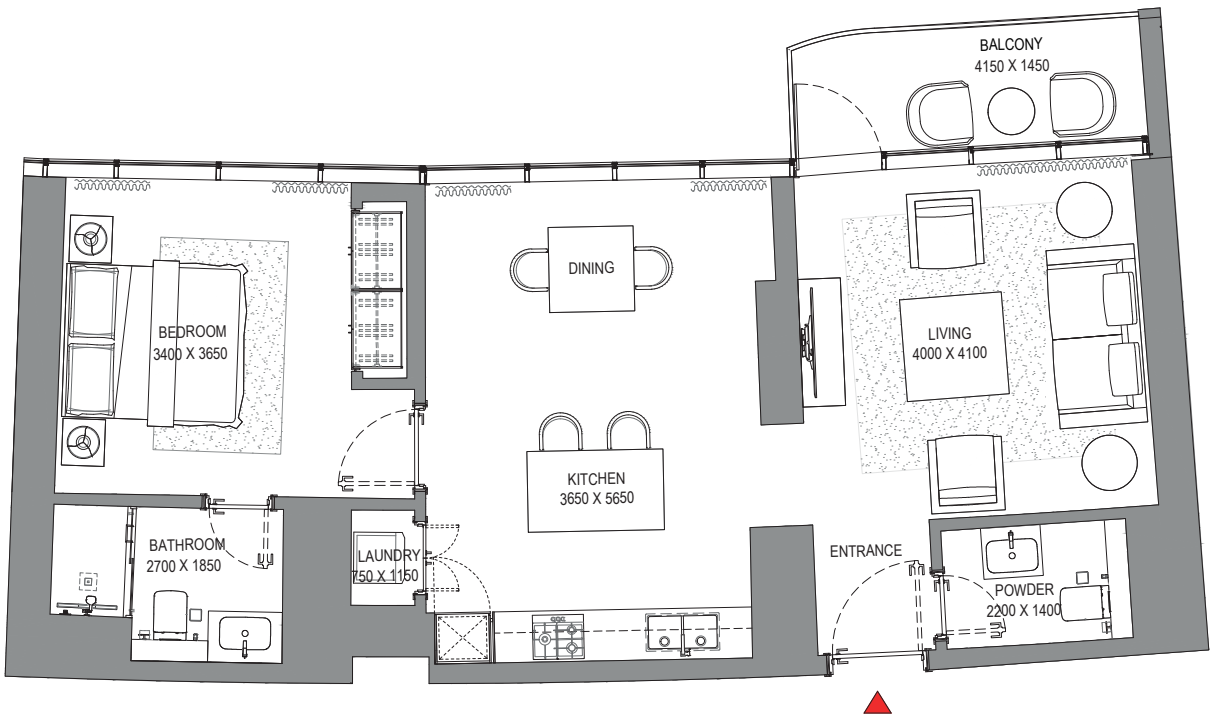
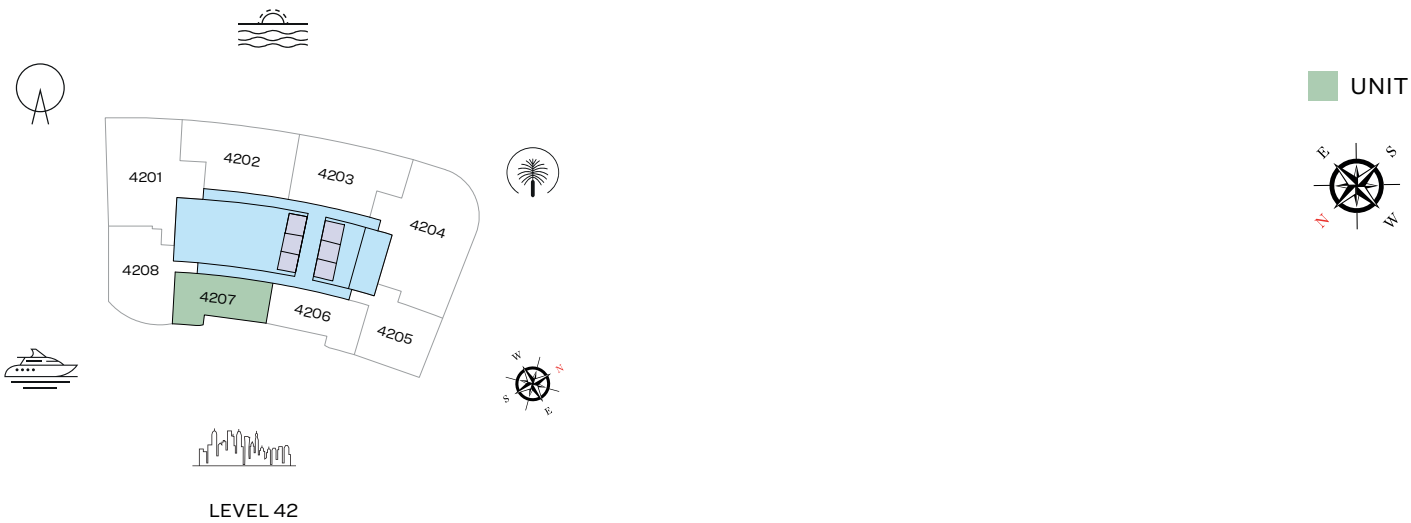
Disclaimer: 1. All dimensions are in metric, measured to wall finishes. 2. All materials, dimensions & drawings are approximate. 3. Information is subject to change without notice, at developer's absolute discretion. 4. Actual area may vary from the stated area. 5. Drawing are not to scale. 6. All images used are for illustrative purpose only and do not represent the actual size, features, specifications, fittings and furnishings. 7. The developer reserves the right to make revisions/ alterations, at its absolute discretion, without any liability whatsoever.

1 BEDROOM APARTMENT

TYPE B (with powder room + balcony)

TOTAL SALEABLE AREA

SUITE = 820.53 SQ.FT.
BALCONY = 68.46 SQ.FT.
TOTAL = 888.99 SQ.FT.



List of unit numbers with this unit plan:

VIEWS

Marina, Marina Skyline
4207

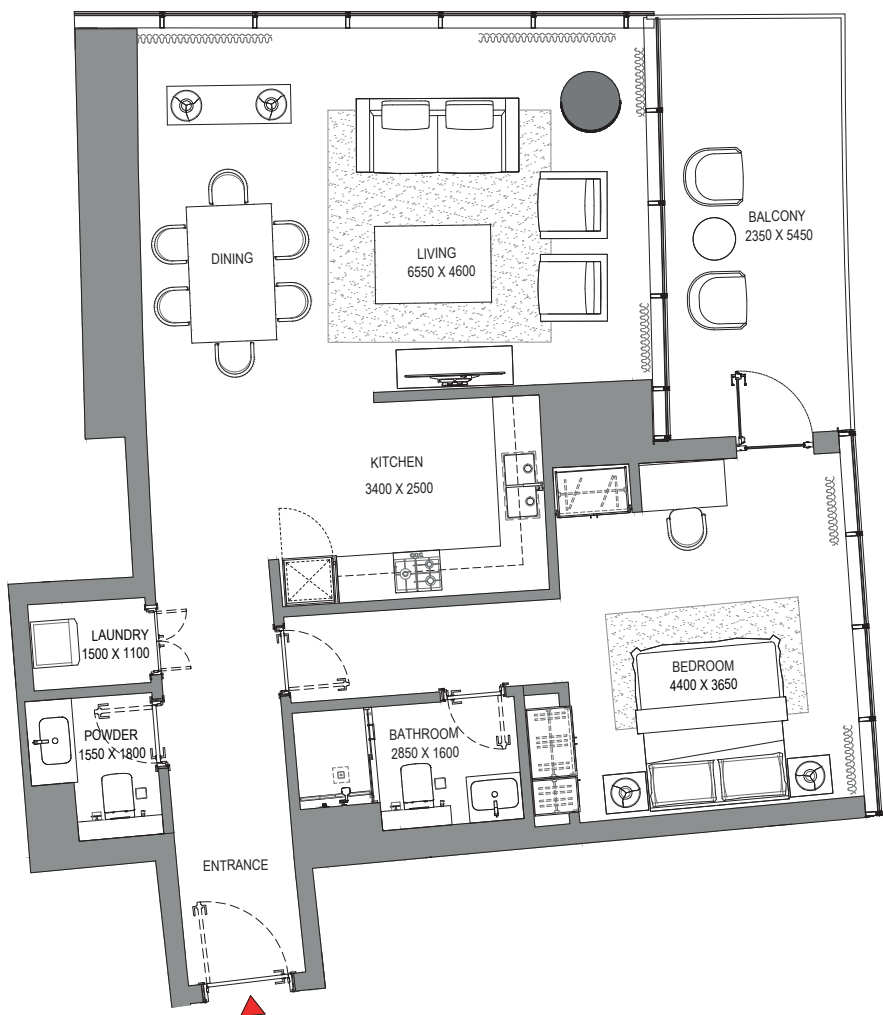
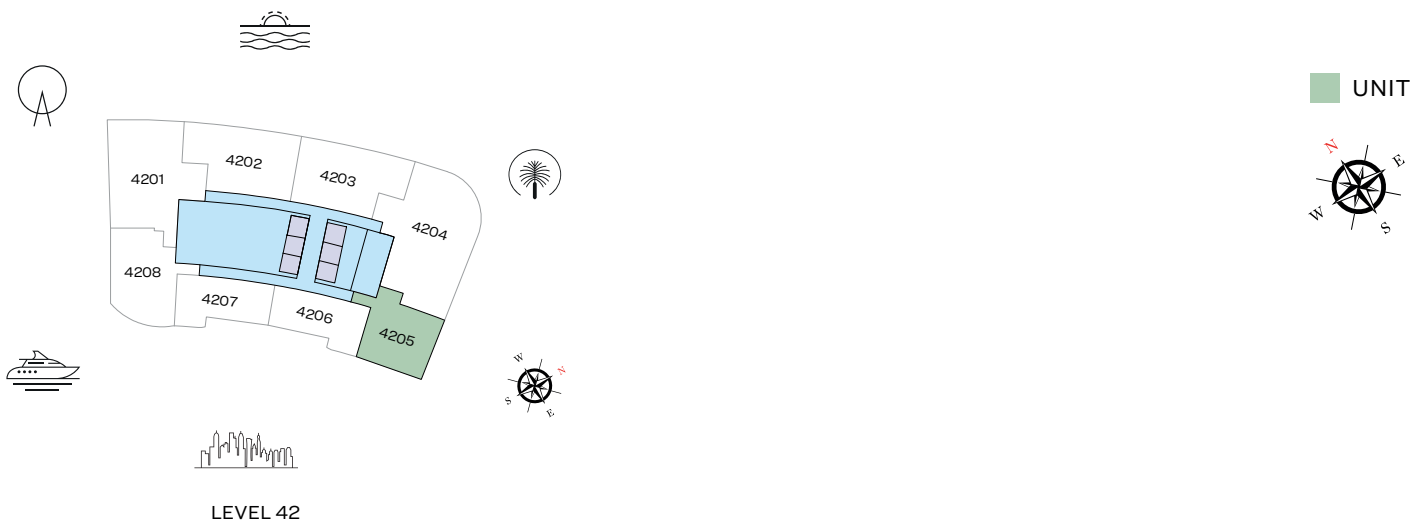
Disclaimer: 1. All dimensions are in metric, measured to wall finishes. 2. All materials, dimensions & drawings are approximate. 3. Information is subject to change without notice, at developer's absolute discretion. 4. Actual area may vary from the stated area. 5. Drawing are not to scale. 6. All images used are for illustrative purpose only and do not represent the actual size, features, specifications, fittings and furnishings. 7. The developer reserves the right to make revisions/ alterations, at its absolute discretion, without any liability whatsoever.

1 BEDROOM APARTMENT

TYPE C (with powder room + balcony)

TOTAL SALEABLE AREA

SUITE = 1,023.76 SQ.FT.
BALCONY = 142.51 SQ.FT.
TOTAL = 1,166.27 SQ.FT.



List of unit numbers with this unit plan:

VIEWS

Marina, Marina Skyline
4205

Disclaimer: 1. All dimensions are in metric, measured to wall finishes. 2. All materials, dimensions & drawings are approximate. 3. Information is subject to change without notice, at developer's absolute discretion. 4. Actual area may vary from the stated area. 5. Drawing are not to scale. 6. All images used are for illustrative purpose only and do not represent the actual size, features, specifications, fittings and furnishings. 7. The developer reserves the right to make revisions/ alterations, at its absolute discretion, without any liability whatsoever.

FLOOR PLAN LAYOUT
TOWER A




- 1 BED UNIT
- 2 BED UNIT
- 3 BED UNIT
- LOBBIES, CORRIDORS & STAIRS
- LIFTS

Disclaimer: 1. All dimensions are in metric, measured to wall finishes. 2. All materials, dimensions & drawings are approximate. 3. Information is subject to change without notice, at developer's absolute discretion. 4. Actual area may vary from the stated area. 5. Drawing are not to scale. 6. All images used are for illustrative purpose only and do not represent the actual size, features, specifications, fittings and furnishings. 7. The developer reserves the right to make revisions/ alterations, at its absolute discretion, without any liability whatsoever.

3 BEDROOM APARTMENT
TYPE A (with maid room and powder room + balcony)

TOTAL SALEABLE AREA
SUITE = 2,042.13 SQ.FT.
BALCONY = 208.60 SQ.FT.
TOTAL = 2,250.73 SQ.FT.



List of unit numbers with this unit plan:

VIEWS

Blue waters, Ain Dubai, Palm Jumeirah, Harbour, JBR Beach, Marina, Sea, Marina Skyline, Skydive
4301

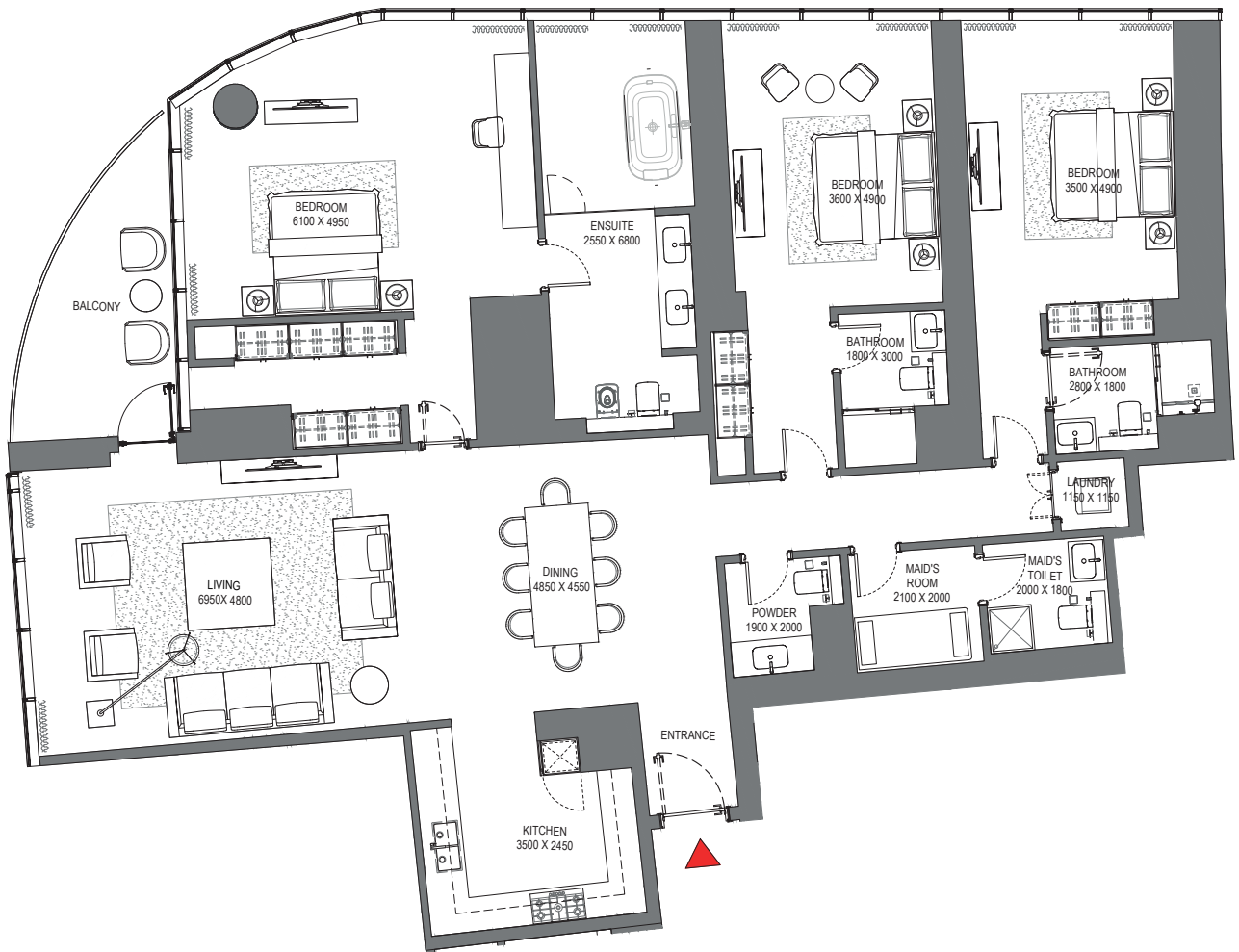

Disclaimer: 1. All dimensions are in metric, measured to wall finishes. 2. All materials, dimensions & drawings are approximate. 3. Information is subject to change without notice, at developer's absolute discretion. 4. Actual area may vary from the stated area. 5. Drawing are not to scale. 6. All images used are for illustrative purpose only and do not represent the actual size, features, specifications, fittings and furnishings. 7. The developer reserves the right to make revisions/ alterations, at its absolute discretion, without any liability whatsoever.

3 BEDROOM APARTMENT

TYPE C (with maid room and powder room + balcony)

TOTAL SALEABLE AREA

SUITE = 2,501.75 SQ.FT.
BALCONY = 127.98 SQ.FT.
TOTAL = 2,629.73 SQ.FT.



List of unit numbers with this unit plan:

VIEWS

Palm Jumeirah, Harbour, Sea, Skydive
4304

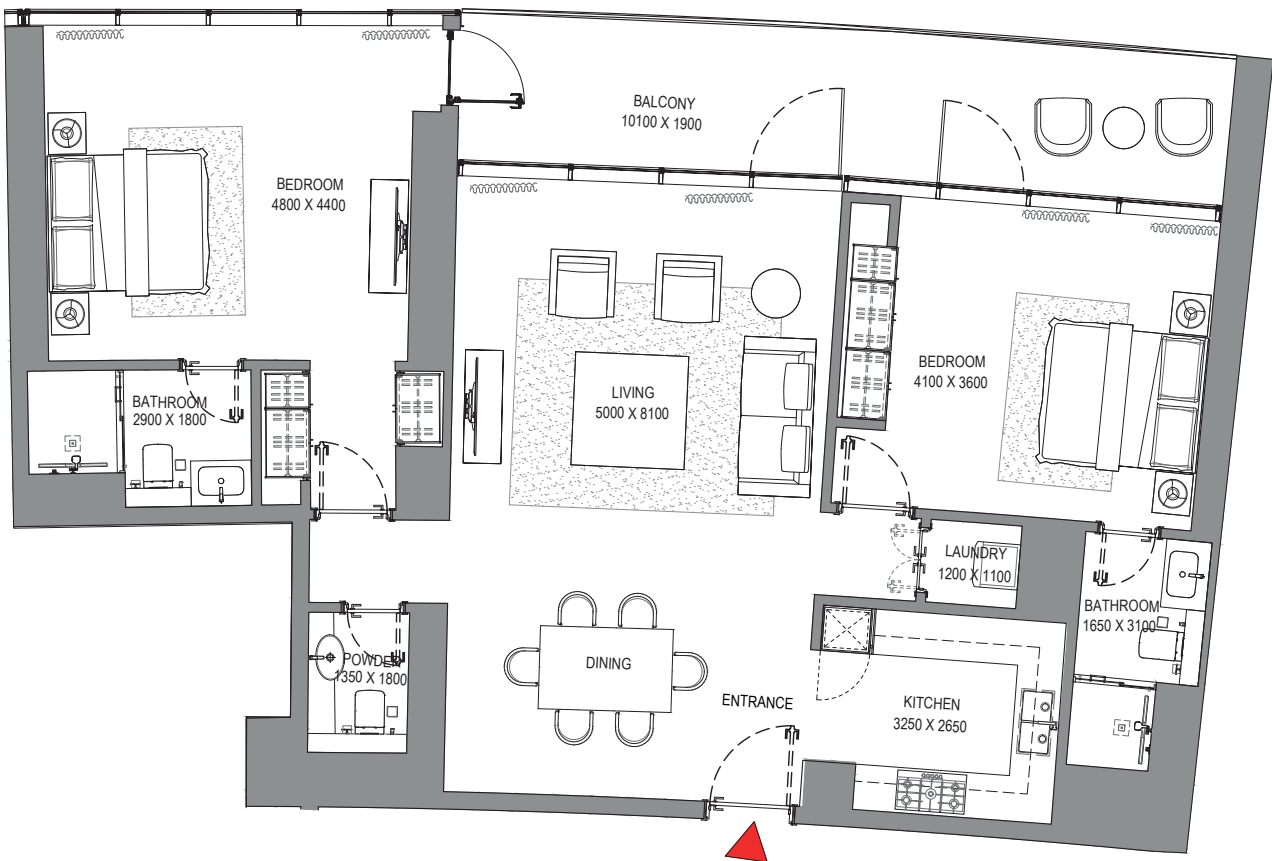

Disclaimer: 1. All dimensions are in metric, measured to wall finishes. 2. All materials, dimensions & drawings are approximate. 3. Information is subject to change without notice, at developer's absolute discretion. 4. Actual area may vary from the stated area. 5. Drawing are not to scale. 6. All images used are for illustrative purpose only and do not represent the actual size, features, specifications, fittings and furnishings. 7. The developer reserves the right to make revisions/ alterations, at its absolute discretion, without any liability whatsoever.

2 BEDROOM APARTMENT

TYPE A (with powder room + balcony)

TOTAL SALEABLE AREA

SUITE = 1,365.62 SQ.FT.
BALCONY = 235.62 SQ.FT.
TOTAL = 1,601.24 SQ.FT.



List of unit numbers with this unit plan:

VIEWS

Blue waters, Ain Dubai, Palm Jumeirah, Harbour, Sea, Skydive
4302

Disclaimer: 1. All dimensions are in metric, measured to wall finishes. 2. All materials, dimensions & drawings are approximate. 3. Information is subject to change without notice, at developer's absolute discretion. 4. Actual area may vary from the stated area. 5. Drawing are not to scale. 6. All images used are for illustrative purpose only and do not represent the actual size, features, specifications, fittings and furnishings. 7. The developer reserves the right to make revisions/ alterations, at its absolute discretion, without any liability whatsoever.

2 BEDROOM APARTMENT

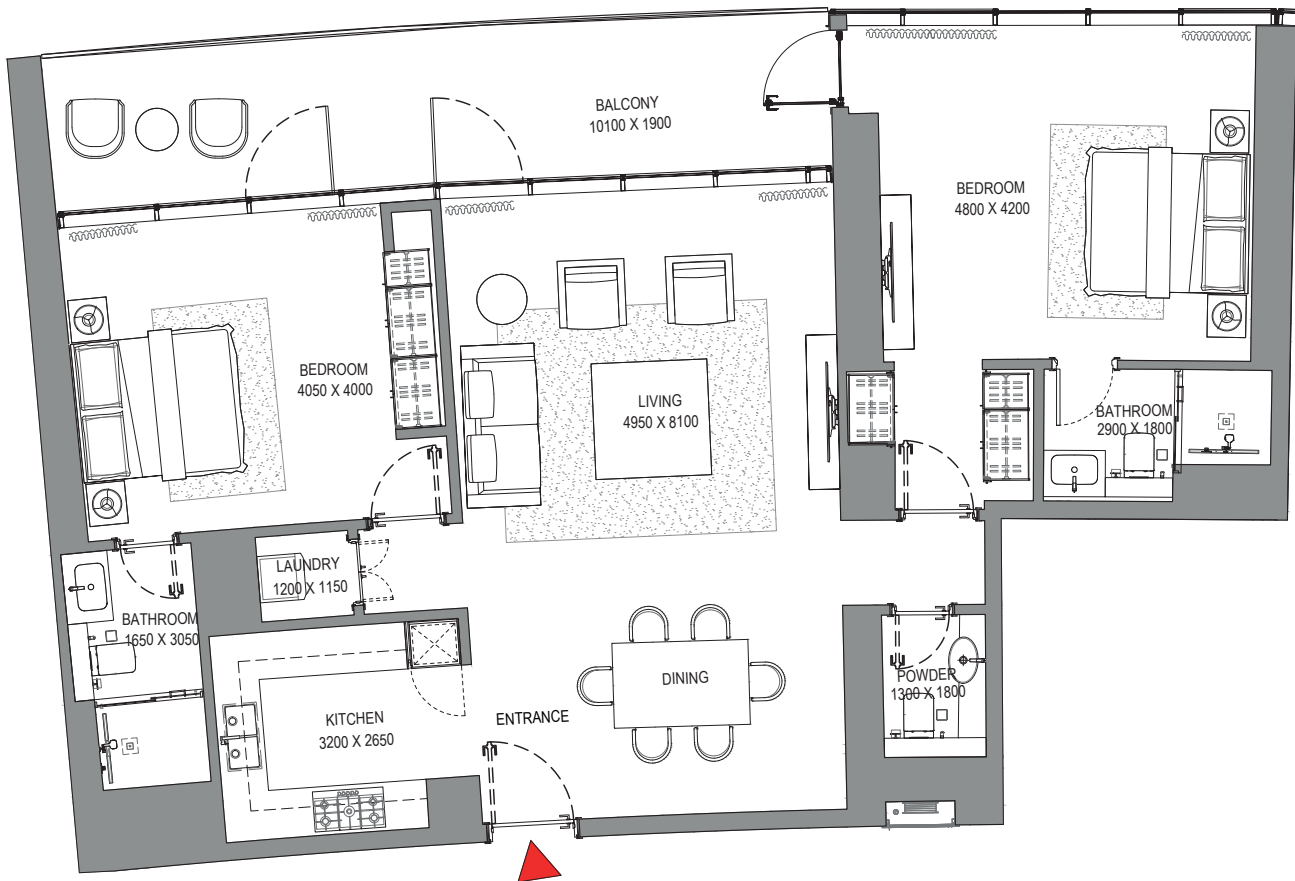

TYPE B (with powder room + balcony)

TOTAL SALEABLE AREA

SUITE = 1,348.07 SQ.FT.

BALCONY = 239.39 SQ.FT.

TOTAL = 1,587.46 SQ.FT.



List of unit numbers with this unit plan:

VIEWS

Palm Jumeirah, Harbour, Sea, Skydive
4303

Disclaimer: 1. All dimensions are in metric, measured to wall finishes. 2. All materials, dimensions & drawings are approximate. 3. Information is subject to change without notice, at developer's absolute discretion. 4. Actual area may vary from the stated area. 5. Drawing are not to scale. 6. All images used are for illustrative purpose only and do not represent the actual size, features, specifications, fittings and furnishings. 7. The developer reserves the right to make revisions/ alterations, at its absolute discretion, without any liability whatsoever.

2 BEDROOM APARTMENT

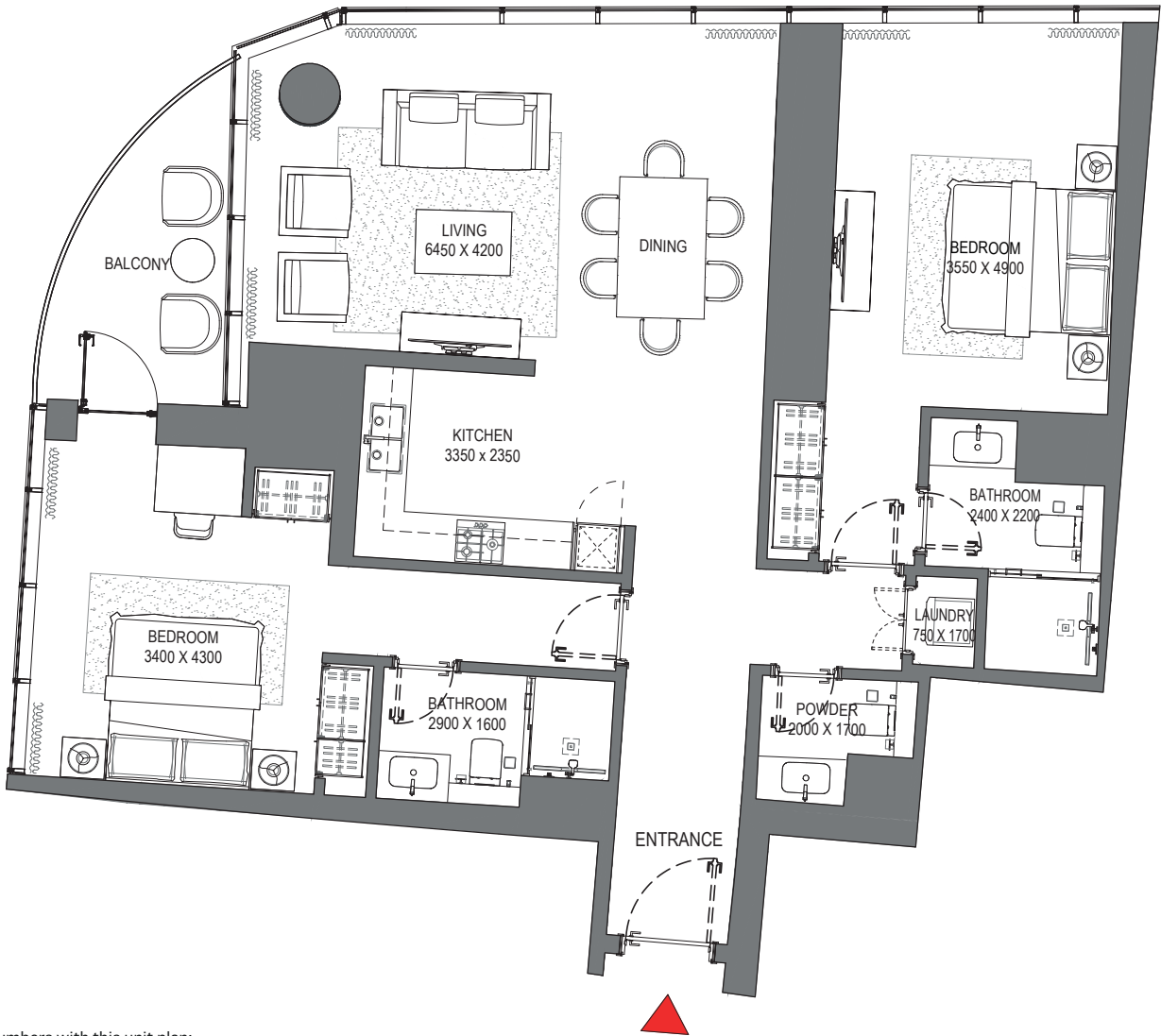

TYPE D (with powder room + balcony)

TOTAL SALEABLE AREA

SUITE = 1,307.60 SQ.FT.

BALCONY = 83.74 SQ.FT.

TOTAL = 1,391.34 SQ.FT.



List of unit numbers with this unit plan:

VIEWS

Blue waters, Ain Dubai, JBR Beach, Marina, Sea
4308

Disclaimer: 1. All dimensions are in metric, measured to wall finishes. 2. All materials, dimensions & drawings are approximate. 3. Information is subject to change without notice, at developer's absolute discretion. 4. Actual area may vary from the stated area. 5. Drawing are not to scale. 6. All images used are for illustrative purpose only and do not represent the actual size, features, specifications, fittings and furnishings. 7. The developer reserves the right to make revisions/ alterations, at its absolute discretion, without any liability whatsoever.

1 BEDROOM APARTMENT

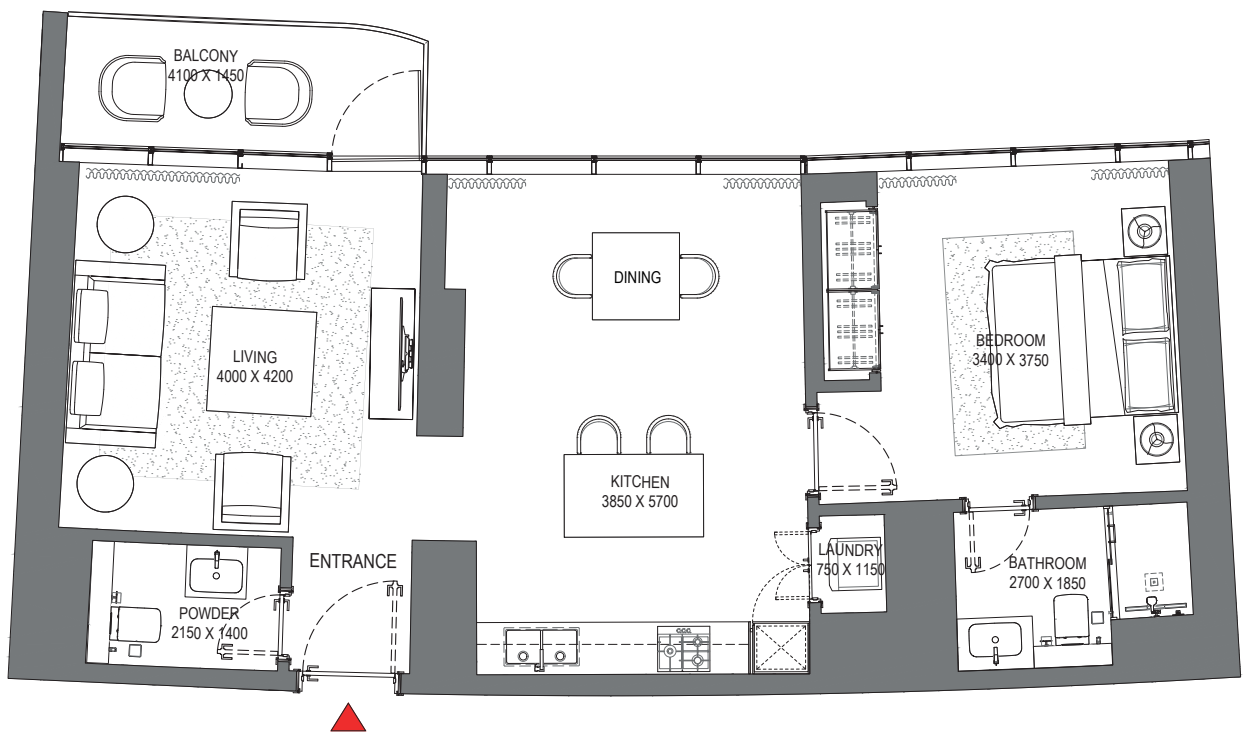
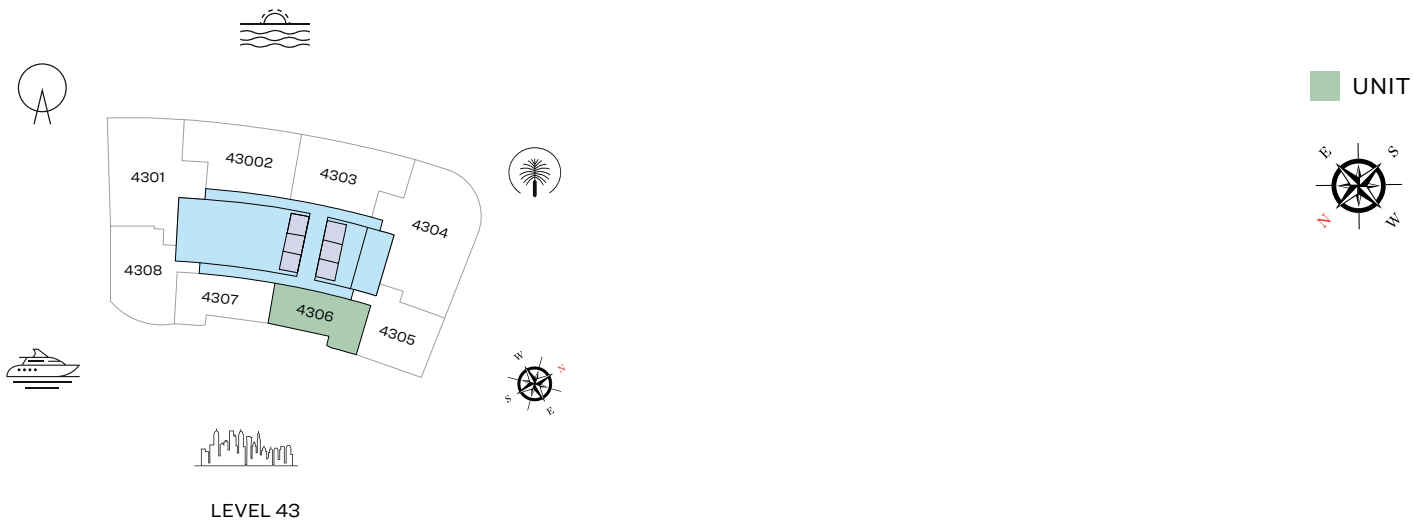
TYPE A (with powder room + balcony)

TOTAL SALEABLE AREA

SUITE = 822.26 SQ.FT.

BALCONY = 70.93 SQ.FT.

TOTAL = 893.19 SQ.FT.



List of unit numbers with this unit plan:

VIEWS

Marina, Marina Skyline
4306

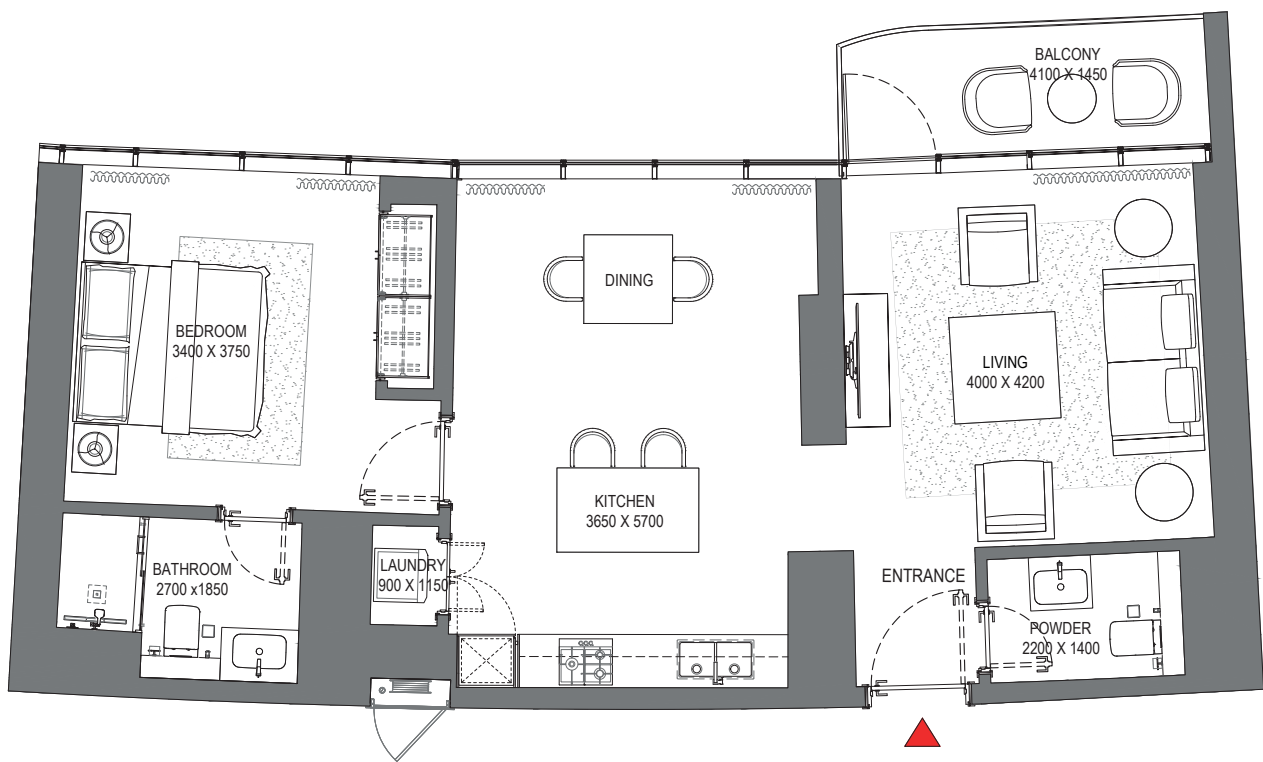
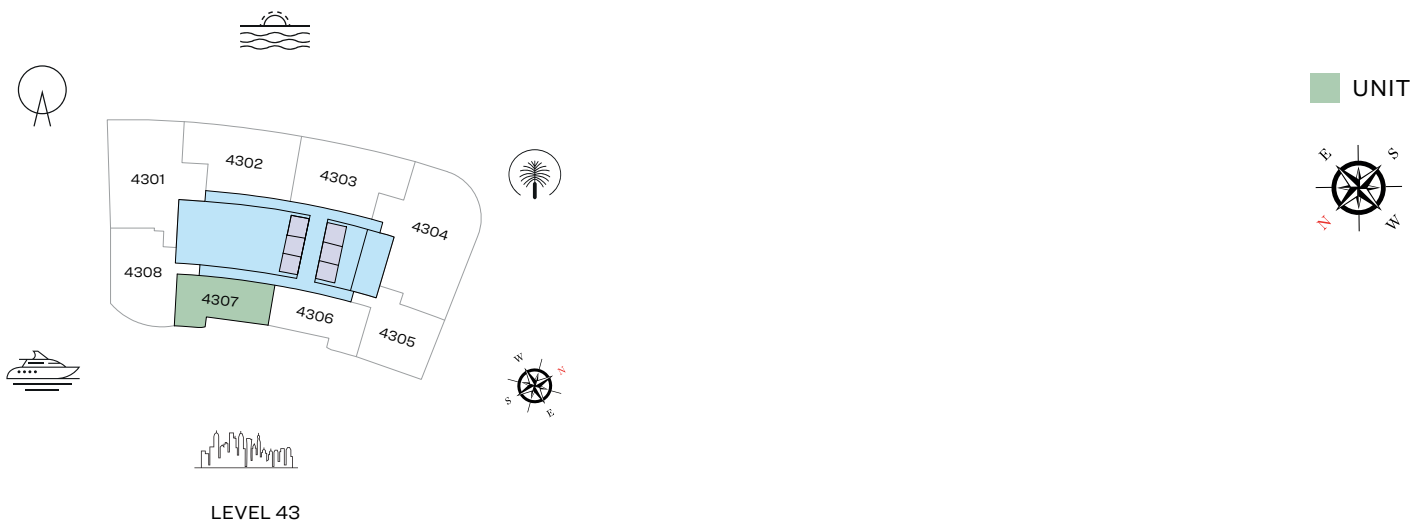
Disclaimer: 1. All dimensions are in metric, measured to wall finishes. 2. All materials, dimensions & drawings are approximate. 3. Information is subject to change without notice, at developer's absolute discretion. 4. Actual area may vary from the stated area. 5. Drawing are not to scale. 6. All images used are for illustrative purpose only and do not represent the actual size, features, specifications, fittings and furnishings. 7. The developer reserves the right to make revisions/ alterations, at its absolute discretion, without any liability whatsoever.

1 BEDROOM APARTMENT

TYPE B (with powder room + balcony)

TOTAL SALEABLE AREA

SUITE = 820.53 SQ.FT.
BALCONY = 68.46 SQ.FT.
TOTAL = 888.99 SQ.FT.



List of unit numbers with this unit plan:

VIEWS

Marina, Marina Skyline
4307

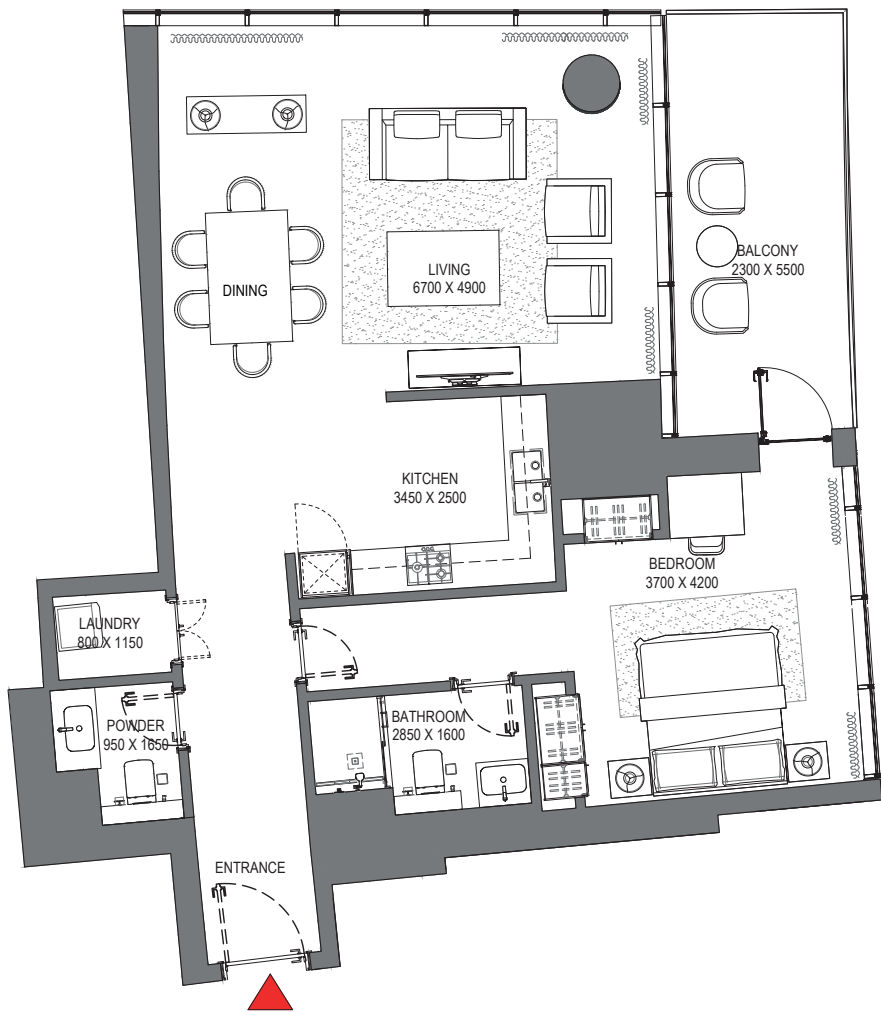

Disclaimer: 1. All dimensions are in metric, measured to wall finishes. 2. All materials, dimensions & drawings are approximate. 3. Information is subject to change without notice, at developer's absolute discretion. 4. Actual area may vary from the stated area. 5. Drawing are not to scale. 6. All images used are for illustrative purpose only and do not represent the actual size, features, specifications, fittings and furnishings. 7. The developer reserves the right to make revisions/ alterations, at its absolute discretion, without any liability whatsoever.

1 BEDROOM APARTMENT

TYPE C (with powder room + balcony)

TOTAL SALEABLE AREA

SUITE = 1,030.86 SQ.FT.
BALCONY = 150.05 SQ.FT.
TOTAL = 1,180.91 SQ.FT.



List of unit numbers with this unit plan:

VIEWS

Marina, Marina Skyline
4305

Disclaimer: 1. All dimensions are in metric, measured to wall finishes. 2. All materials, dimensions & drawings are approximate. 3. Information is subject to change without notice, at developer's absolute discretion. 4. Actual area may vary from the stated area. 5. Drawing are not to scale. 6. All images used are for illustrative purpose only and do not represent the actual size, features, specifications, fittings and furnishings. 7. The developer reserves the right to make revisions/ alterations, at its absolute discretion, without any liability whatsoever.

FLOOR PLAN LAYOUT
TOWER A

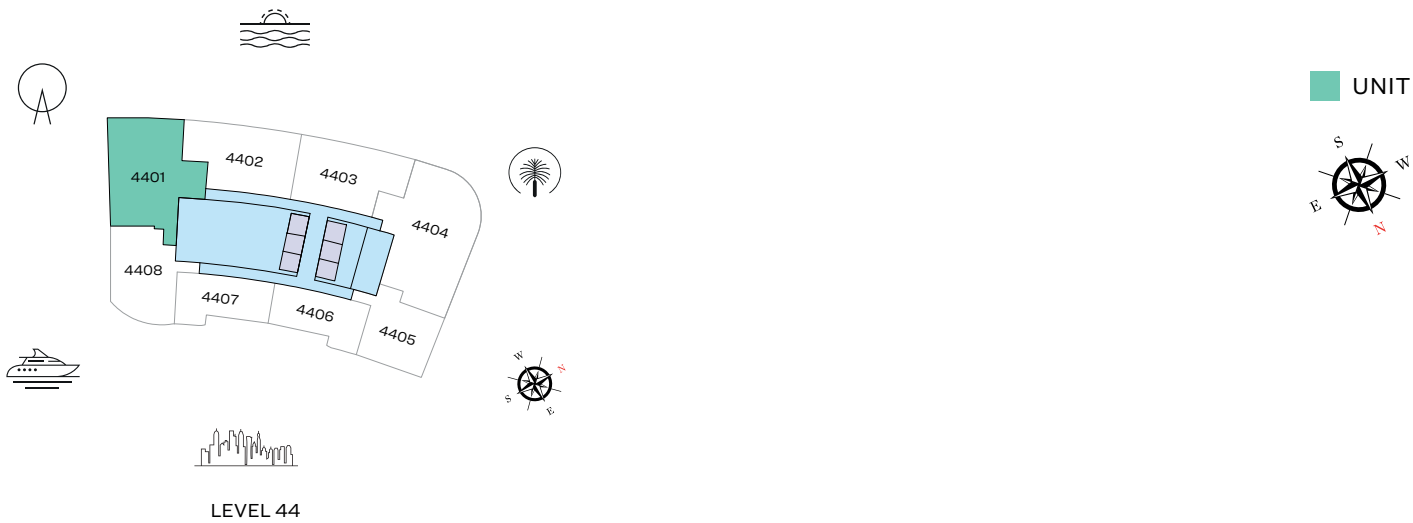


- 1 BED UNIT
- 3 BED UNIT
- LIFTS
- 2 BED UNIT
- LOBBIES, CORRIDORS & STAIRS

Disclaimer: 1. All dimensions are in metric, measured to wall finishes. 2. All materials, dimensions & drawings are approximate. 3. Information is subject to change without notice, at developer's absolute discretion. 4. Actual area may vary from the stated area. 5. Drawing are not to scale. 6. All images used are for illustrative purpose only and do not represent the actual size, features, specifications, fittings and furnishings. 7. The developer reserves the right to make revisions/ alterations, at its absolute discretion, without any liability whatsoever.

3 BEDROOM APARTMENT
TYPE A (with maid room and powder room + balcony)

TOTAL SALEABLE AREA
SUITE = 2,067.1 SQ.FT.
BALCONY = 210.97 SQ.FT.
TOTAL = 2,278.07 SQ.FT.



List of unit numbers with this unit plan:

VIEWS

Blue waters, Ain Dubai, Palm Jumeirah, Harbour, JBR Beach, Marina, Sea, Marina Skyline, Skydive
4401

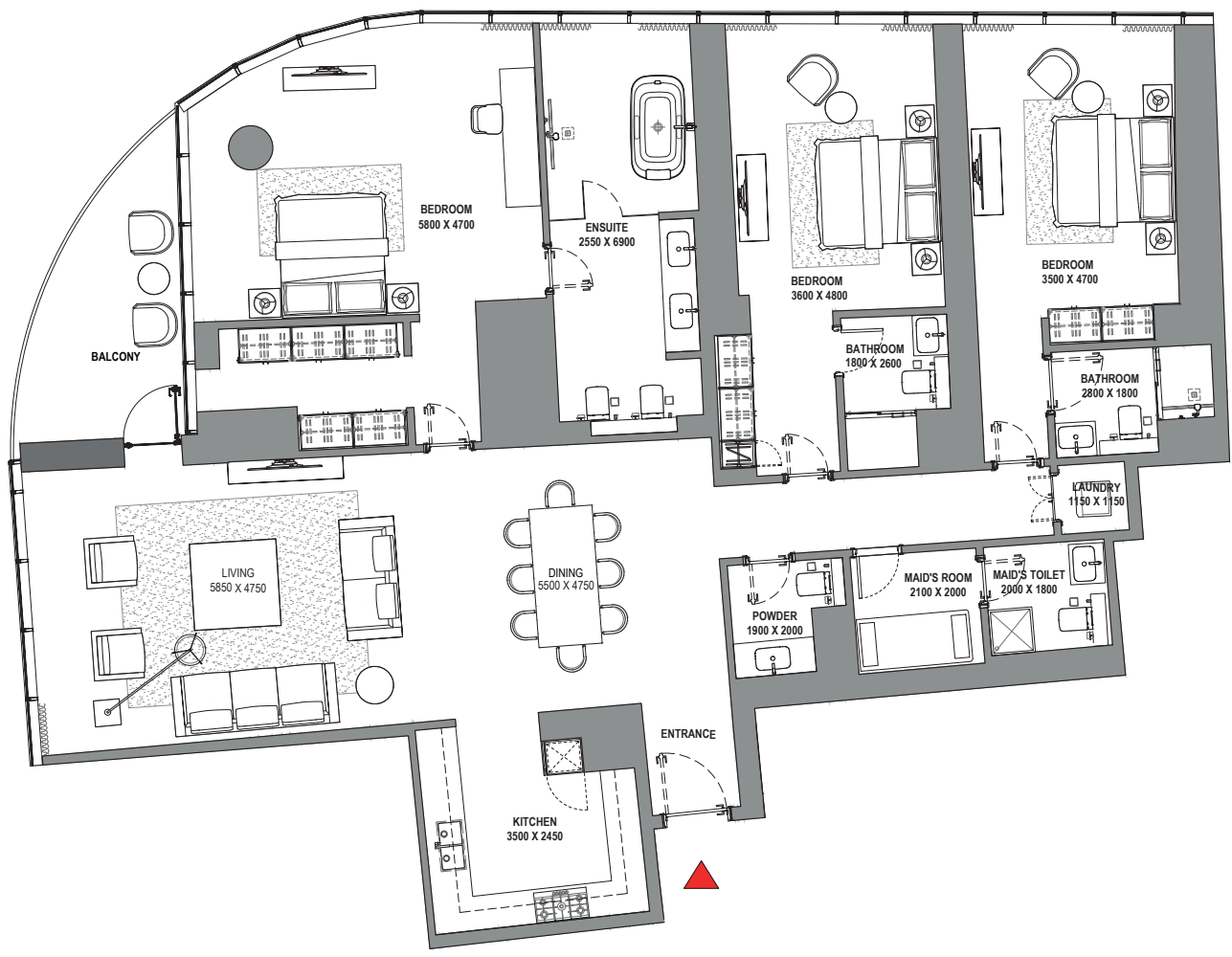
Disclaimer: 1. All dimensions are in metric, measured to wall finishes. 2. All materials, dimensions & drawings are approximate. 3. Information is subject to change without notice, at developer's absolute discretion. 4. Actual area may vary from the stated area. 5. Drawing are not to scale. 6. All images used are for illustrative purpose only and do not represent the actual size, features, specifications, fittings and furnishings. 7. The developer reserves the right to make revisions/ alterations, at its absolute discretion, without any liability whatsoever.

3 BEDROOM APARTMENT

TYPE C (with maid room and powder room + balcony)

TOTAL SALEABLE AREA

SUITE = 2,514.02 SQ.FT.
BALCONY = 133.80 SQ.FT.
TOTAL = 2,647.82 SQ.FT.



List of unit numbers with this unit plan:

VIEWS

Palm Jumeirah, Harbour, Sea, Skydive
4404

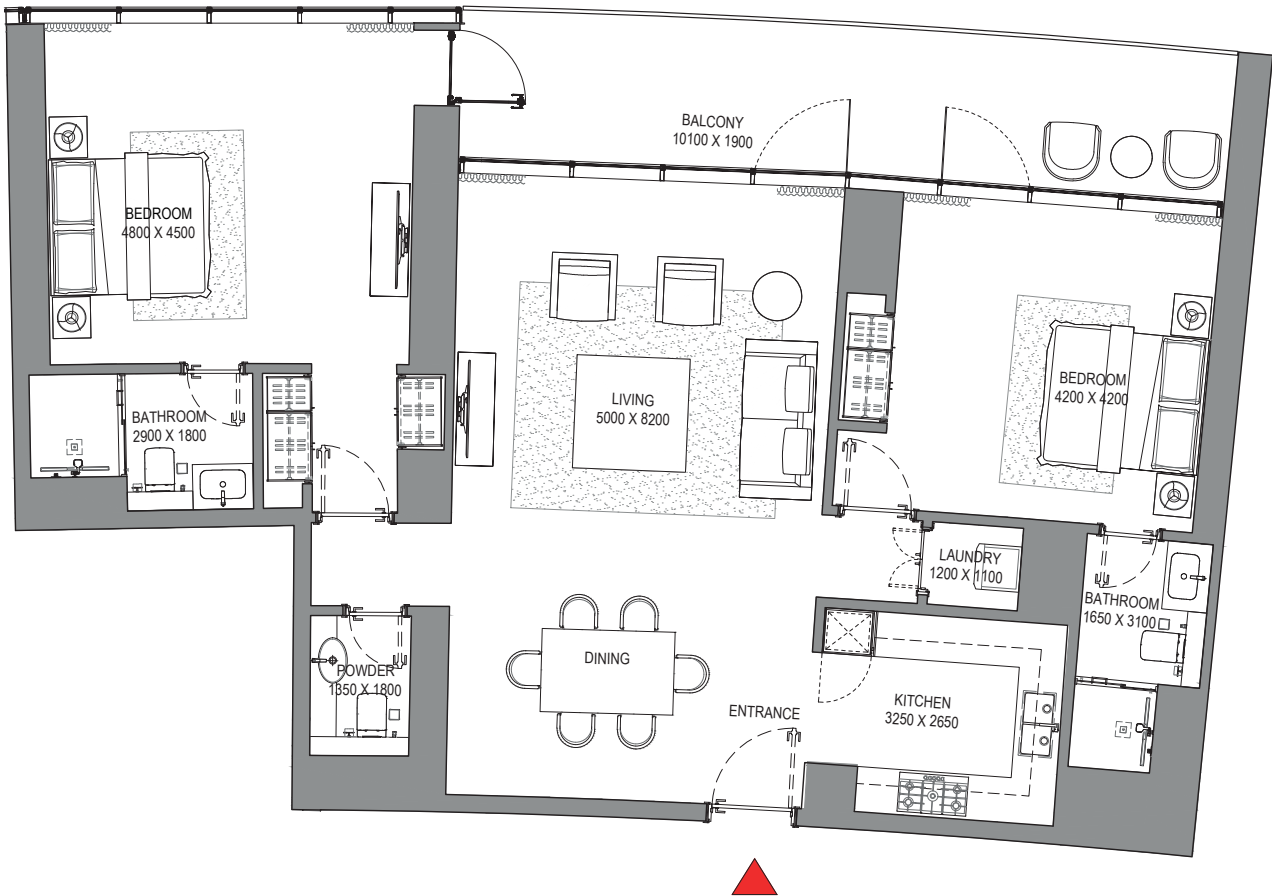
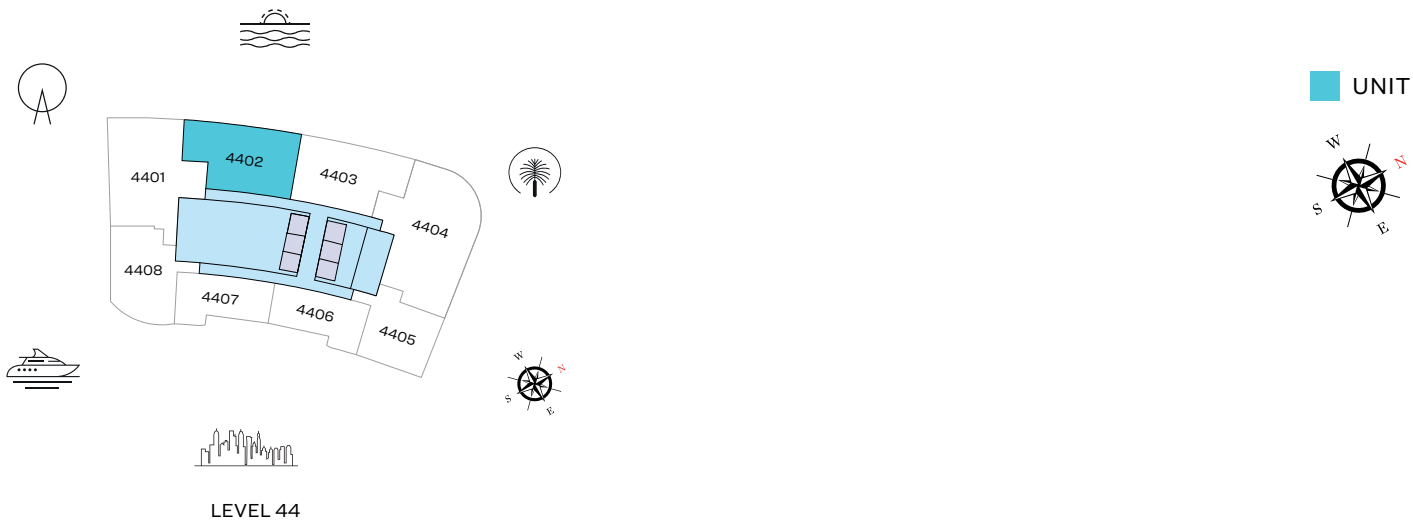
Disclaimer: 1. All dimensions are in metric, measured to wall finishes. 2. All materials, dimensions & drawings are approximate. 3. Information is subject to change without notice, at developer's absolute discretion. 4. Actual area may vary from the stated area. 5. Drawing are not to scale. 6. All images used are for illustrative purpose only and do not represent the actual size, features, specifications, fittings and furnishings. 7. The developer reserves the right to make revisions/ alterations, at its absolute discretion, without any liability whatsoever.

2 BEDROOM APARTMENT

TYPE A (with powder room + balcony)

TOTAL SALEABLE AREA

SUITE = 1,379.83 SQ.FT.
BALCONY = 235.73 SQ.FT.
TOTAL = 1,615.56 SQ.FT.



List of unit numbers with this unit plan:

VIEWS

Blue waters, Ain Dubai, Palm Jumeirah, Harbour, Sea, Skydive
4402

Disclaimer: 1. All dimensions are in metric, measured to wall finishes. 2. All materials, dimensions & drawings are approximate. 3. Information is subject to change without notice, at developer's absolute discretion. 4. Actual area may vary from the stated area. 5. Drawing are not to scale. 6. All images used are for illustrative purpose only and do not represent the actual size, features, specifications, fittings and furnishings. 7. The developer reserves the right to make revisions/ alterations, at its absolute discretion, without any liability whatsoever.

2 BEDROOM APARTMENT

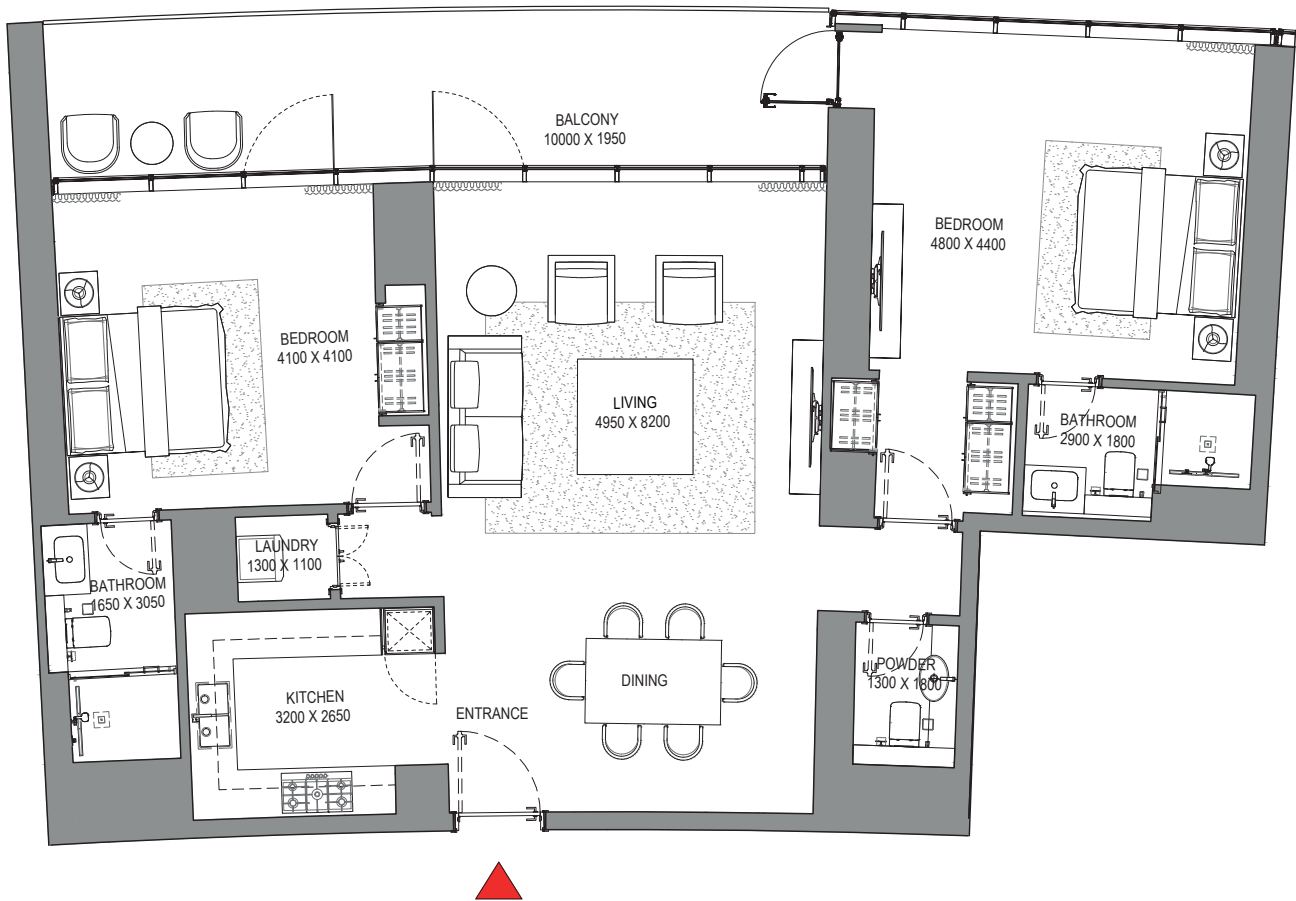

TYPE B (with powder room + balcony)

TOTAL SALEABLE AREA

SUITE = 1,362.39 SQ.FT.

BALCONY = 239.50 SQ.FT.

TOTAL = 1,601.89 SQ.FT.



List of unit numbers with this unit plan:

VIEWS

Palm Jumeirah, Harbour, Sea, Skydive
4403

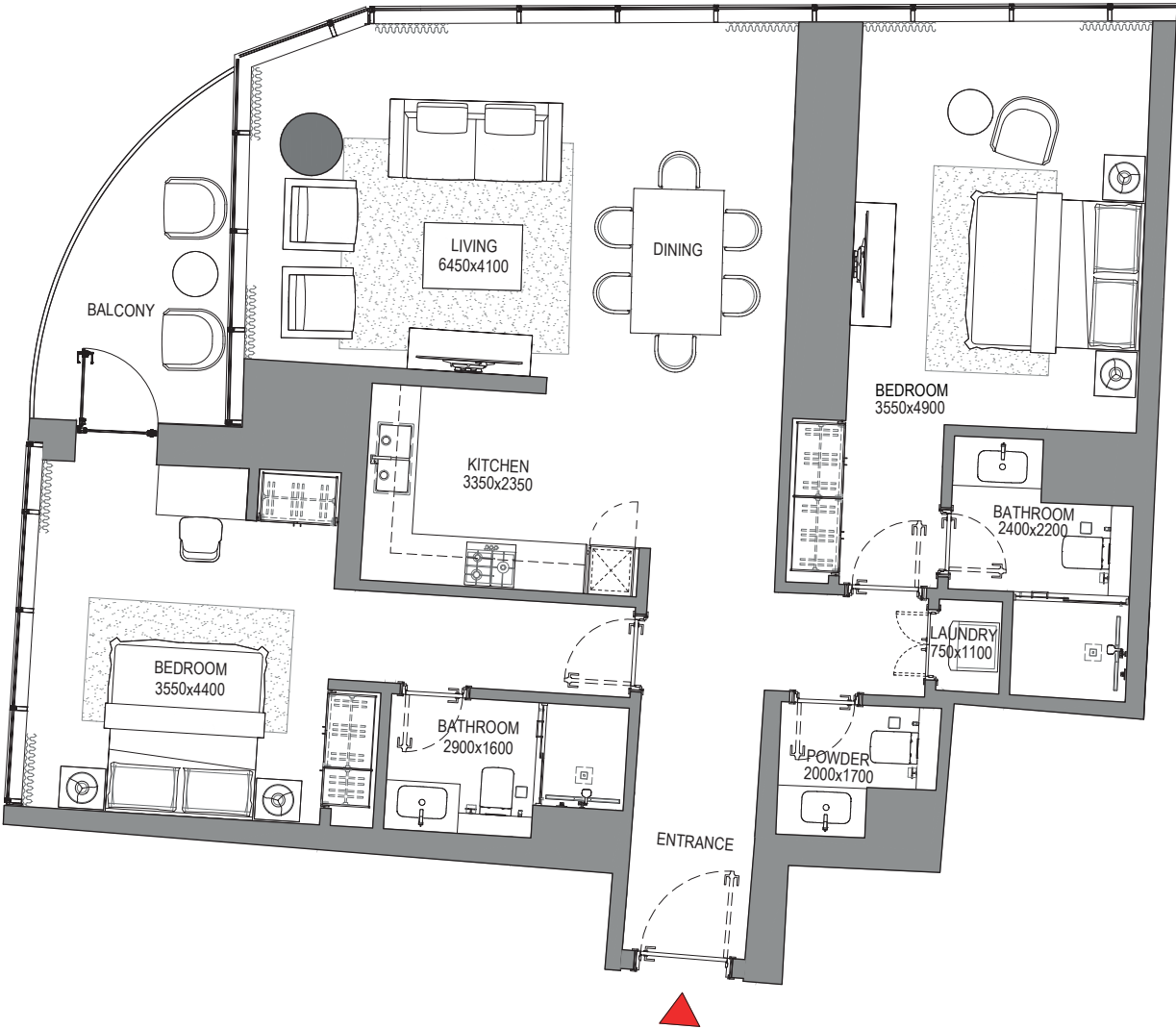

Disclaimer: 1. All dimensions are in metric, measured to wall finishes. 2. All materials, dimensions & drawings are approximate. 3. Information is subject to change without notice, at developer's absolute discretion. 4. Actual area may vary from the stated area. 5. Drawing are not to scale. 6. All images used are for illustrative purpose only and do not represent the actual size, features, specifications, fittings and furnishings. 7. The developer reserves the right to make revisions/ alterations, at its absolute discretion, without any liability whatsoever.

2 BEDROOM APARTMENT

TYPE D (with powder room + balcony)

TOTAL SALEABLE AREA

SUITE = 1,318.47 SQ.FT.
BALCONY = 83.74 SQ.FT.
TOTAL = 1,402.21 SQ.FT.



List of unit numbers with this unit plan:

VIEWS

Blue waters, Ain Dubai, JBR Beach, Marina, Sea
4408

Disclaimer: 1. All dimensions are in metric, measured to wall finishes. 2. All materials, dimensions & drawings are approximate. 3. Information is subject to change without notice, at developer's absolute discretion. 4. Actual area may vary from the stated area. 5. Drawing are not to scale. 6. All images used are for illustrative purpose only and do not represent the actual size, features, specifications, fittings and furnishings. 7. The developer reserves the right to make revisions/ alterations, at its absolute discretion, without any liability whatsoever.

1 BEDROOM APARTMENT

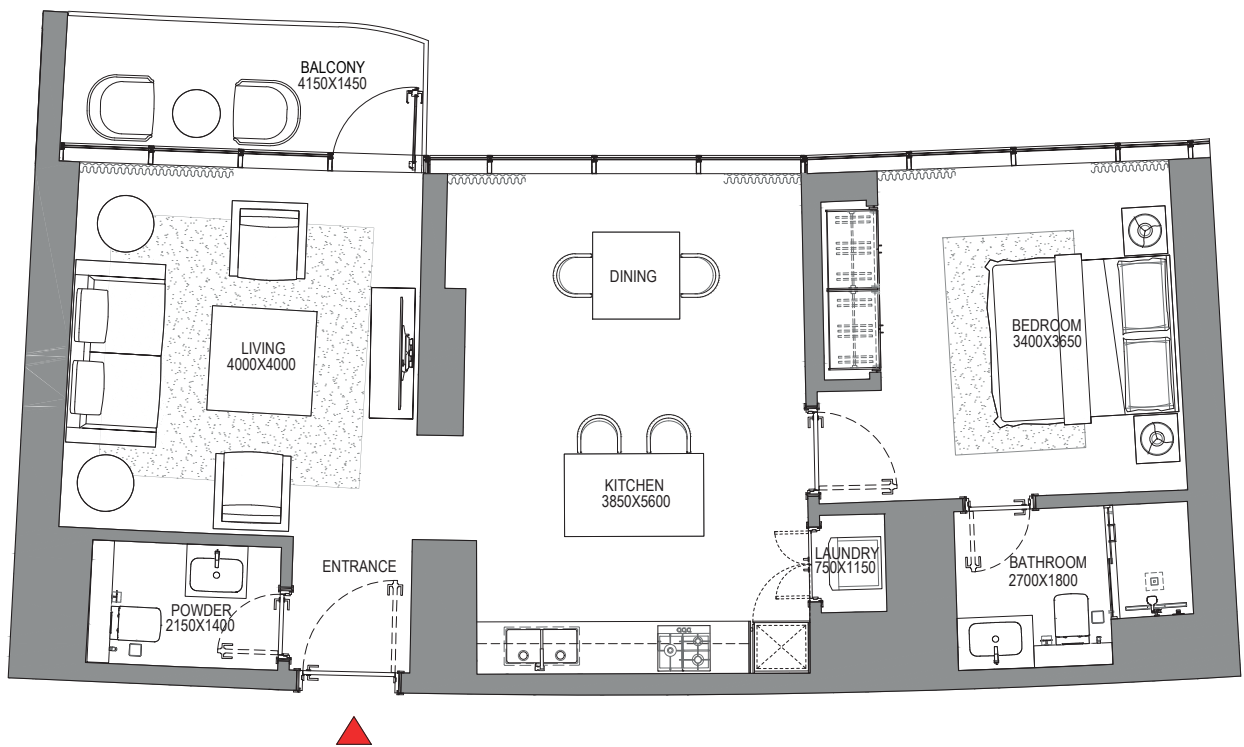
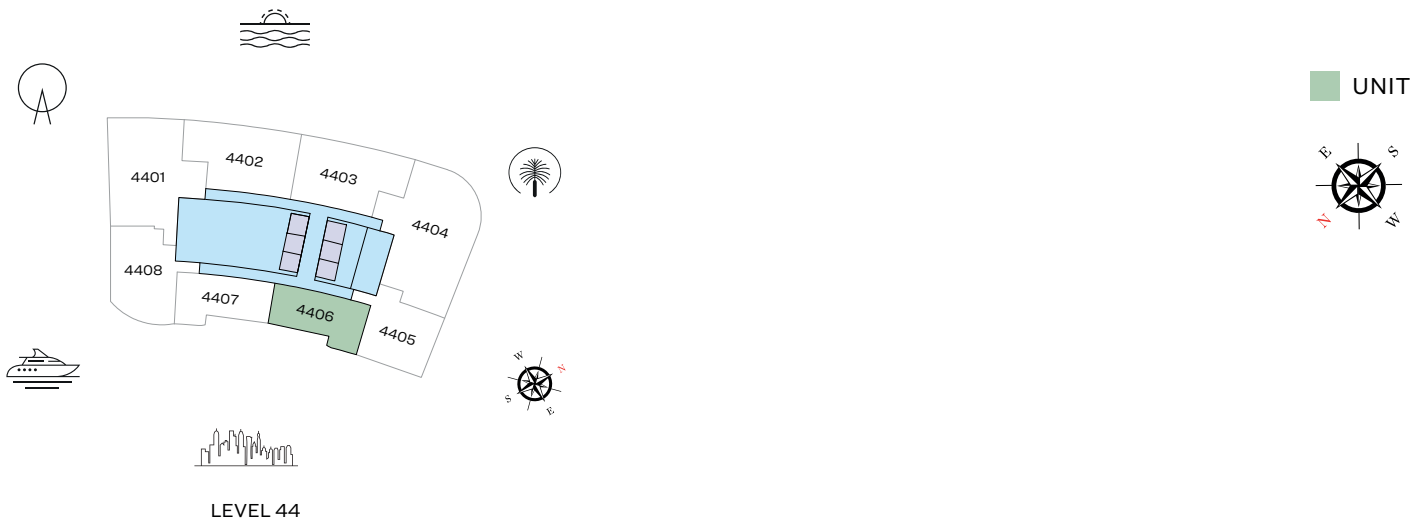
TYPE A (with powder room + balcony)

TOTAL SALEABLE AREA

SUITE = 822.26 SQ.FT.

BALCONY = 70.72 SQ.FT.

TOTAL = 892.98 SQ.FT.



List of unit numbers with this unit plan:

VIEWS

Marina, Marina Skyline
4406

Disclaimer: 1. All dimensions are in metric, measured to wall finishes. 2. All materials, dimensions & drawings are approximate. 3. Information is subject to change without notice, at developer's absolute discretion. 4. Actual area may vary from the stated area. 5. Drawing are not to scale. 6. All images used are for illustrative purpose only and do not represent the actual size, features, specifications, fittings and furnishings. 7. The developer reserves the right to make revisions/ alterations, at its absolute discretion, without any liability whatsoever.

1 BEDROOM APARTMENT

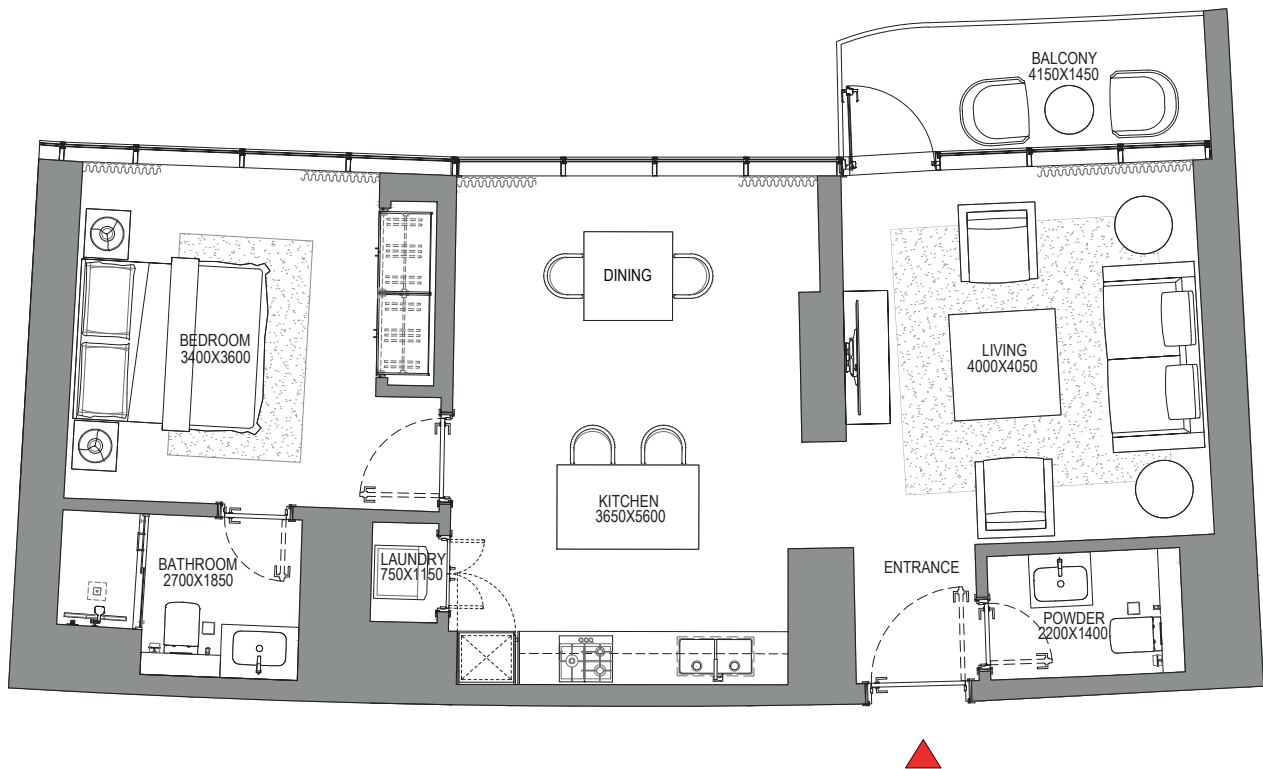
TYPE B (with powder room + balcony)

TOTAL SALEABLE AREA

SUITE = 820.53 SQ.FT.
BALCONY = 68.46 SQ.FT.
TOTAL = 888.99 SQ.FT.



LEVEL 44



List of unit numbers with this unit plan:

VIEWS

Marina, Marina Skyline
4407

Disclaimer: 1. All dimensions are in metric, measured to wall finishes. 2. All materials, dimensions & drawings are approximate. 3. Information is subject to change without notice, at developer's absolute discretion. 4. Actual area may vary from the stated area. 5. Drawing are not to scale. 6. All images used are for illustrative purpose only and do not represent the actual size, features, specifications, fittings and furnishings. 7. The developer reserves the right to make revisions/ alterations, at its absolute discretion, without any liability whatsoever.

1 BEDROOM APARTMENT

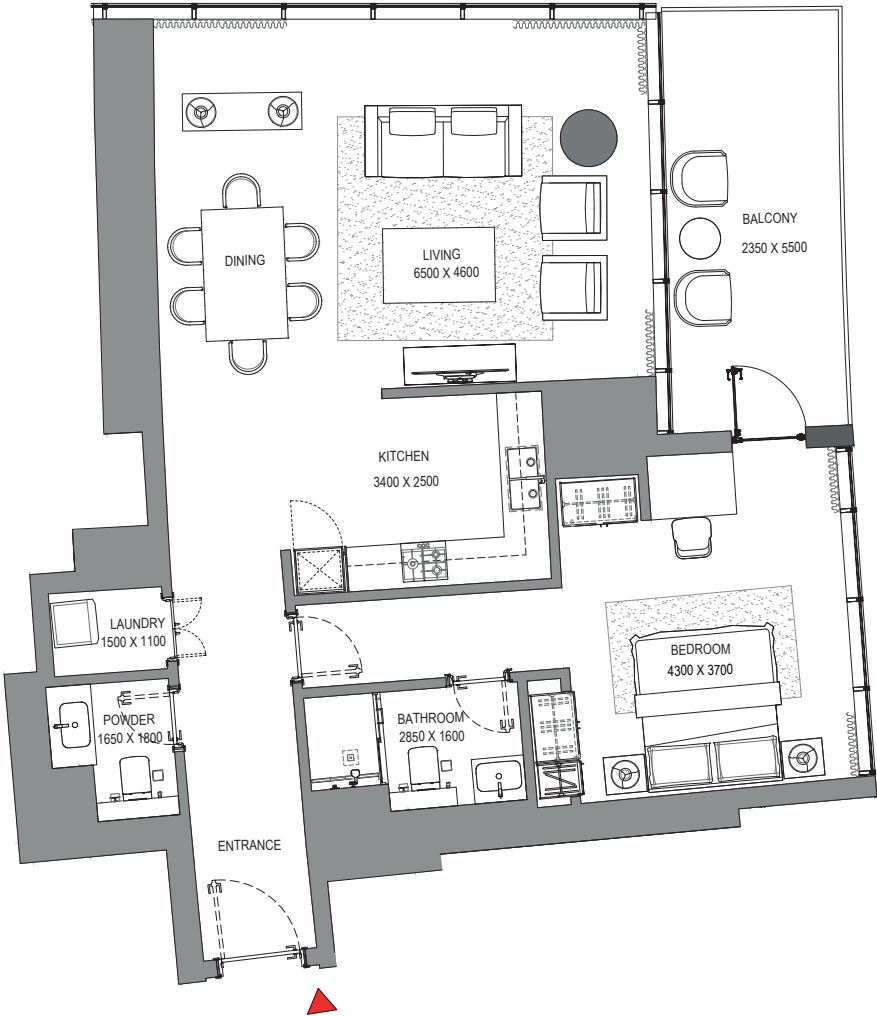
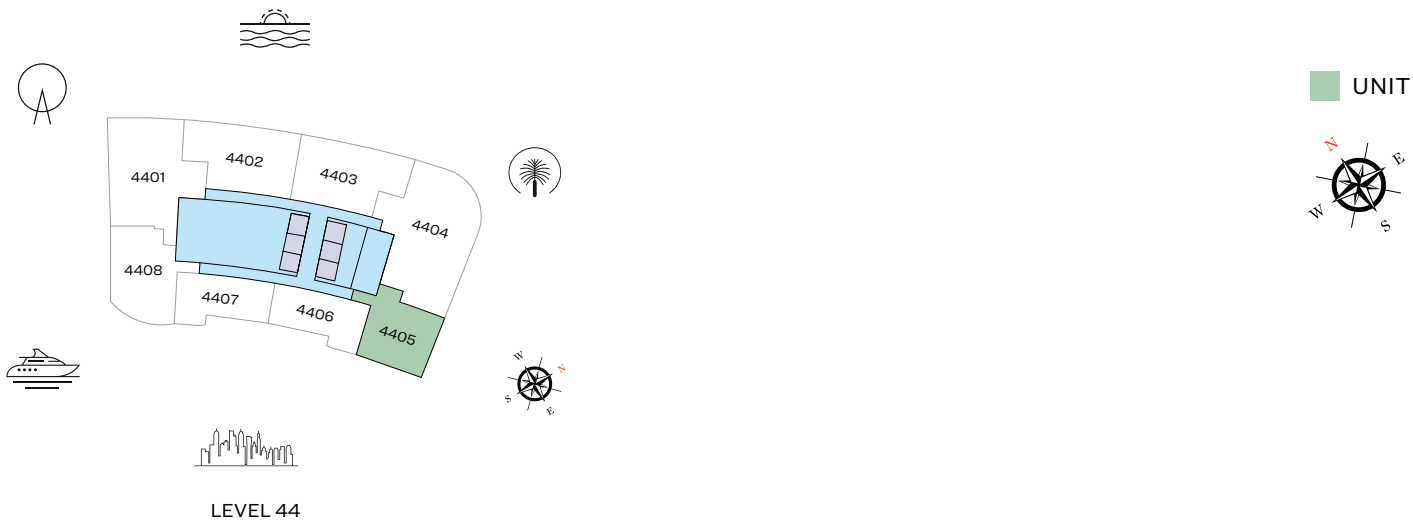
TYPE C (with powder room + balcony)

TOTAL SALEABLE AREA

SUITE = 1,034.30 SQ.FT.

BALCONY = 149.62 SQ.FT.

TOTAL = 1,183.92 SQ.FT.



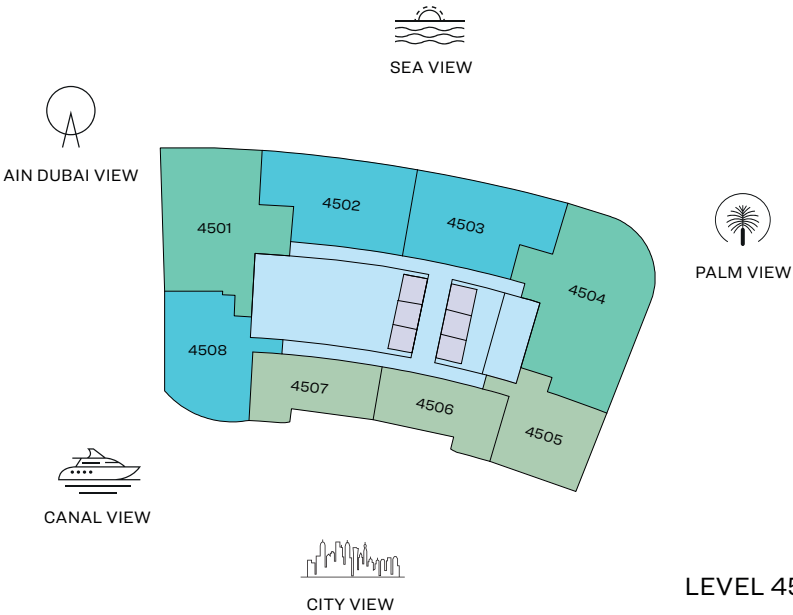
List of unit numbers with this unit plan:

VIEWS

Marina, Marina Skyline
4405

Disclaimer: 1. All dimensions are in metric, measured to wall finishes. 2. All materials, dimensions & drawings are approximate. 3. Information is subject to change without notice, at developer's absolute discretion. 4. Actual area may vary from the stated area. 5. Drawing are not to scale. 6. All images used are for illustrative purpose only and do not represent the actual size, features, specifications, fittings and furnishings. 7. The developer reserves the right to make revisions/ alterations, at its absolute discretion, without any liability whatsoever.

FLOOR PLAN LAYOUT
TOWER A



- 1 BED UNIT
- 3 BED UNIT
- LIFTS
- 2 BED UNIT
- LOBBIES, CORRIDORS & STAIRS

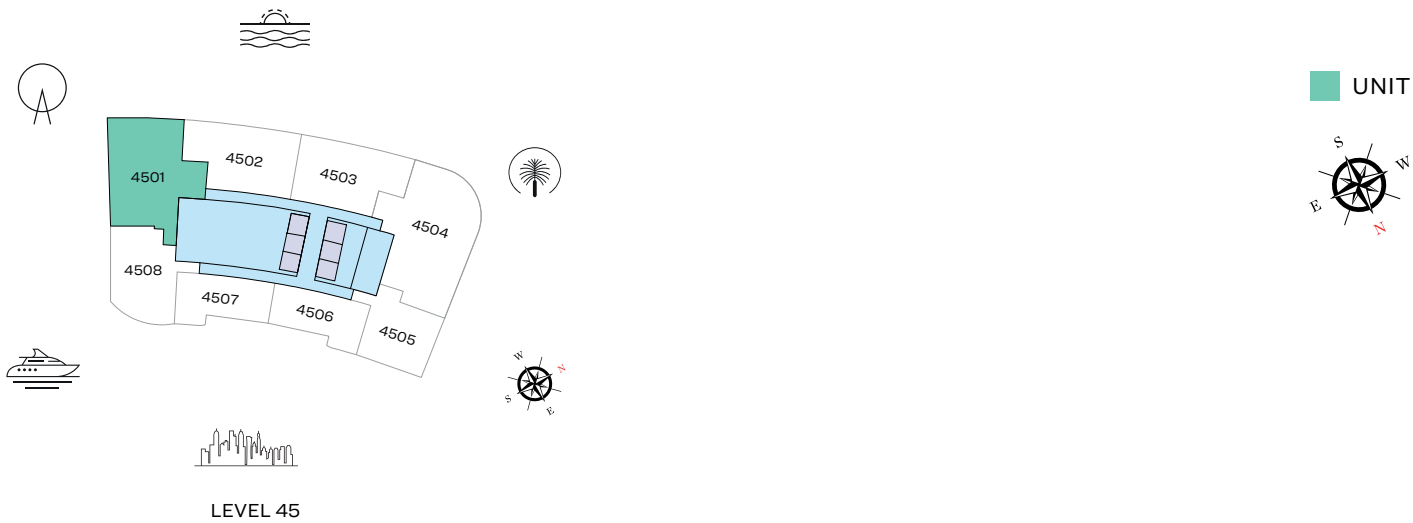
Disclaimer: 1. All dimensions are in metric, measured to wall finishes. 2. All materials, dimensions & drawings are approximate. 3. Information is subject to change without notice, at developer's absolute discretion. 4. Actual area may vary from the stated area. 5. Drawing are not to scale. 6. All images used are for illustrative purpose only and do not represent the actual size, features, specifications, fittings and furnishings. 7. The developer reserves the right to make revisions/ alterations, at its absolute discretion, without any liability whatsoever.

3 BEDROOM APARTMENT

TYPE A (with maid room and powder room + balcony)

TOTAL SALEABLE AREA

SUITE = 2,087.01 SQ.FT.
BALCONY = 221.63 SQ.FT.
TOTAL = 2,308.64 SQ.FT.



List of unit numbers with this unit plan:

VIEWS

Blue waters, Ain Dubai, Palm Jumeirah, Harbour, JBR Beach, Marina, Sea, Marina Skyline, Skydive
4501

Disclaimer: 1. All dimensions are in metric, measured to wall finishes. 2. All materials, dimensions & drawings are approximate. 3. Information is subject to change without notice, at developer's absolute discretion. 4. Actual area may vary from the stated area. 5. Drawing are not to scale. 6. All images used are for illustrative purpose only and do not represent the actual size, features, specifications, fittings and furnishings. 7. The developer reserves the right to make revisions/ alterations, at its absolute discretion, without any liability whatsoever.

3 BEDROOM APARTMENT

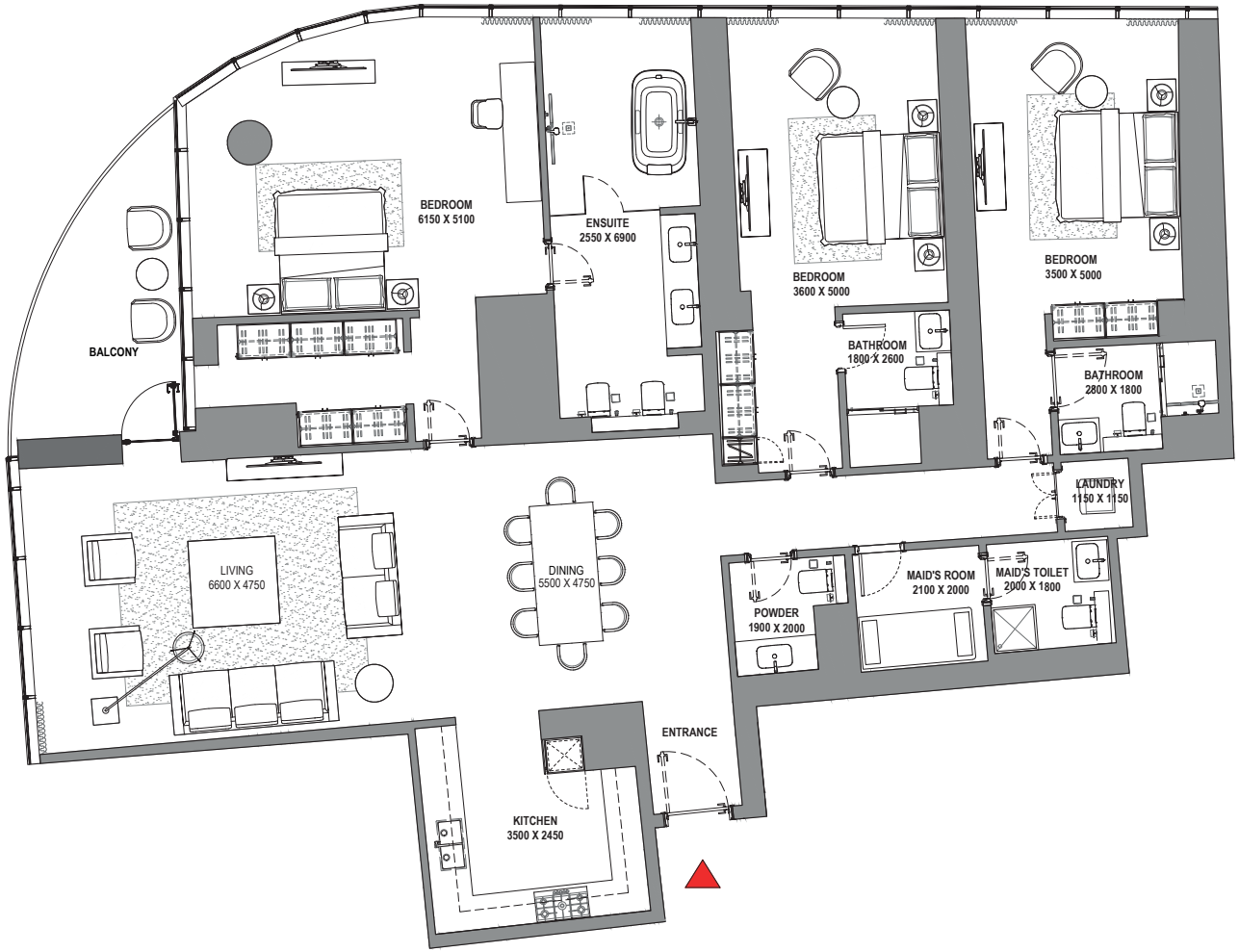

TYPE C (with maid room and powder room + balcony)

TOTAL SALEABLE AREA

SUITE = 2,530.70 SQ.FT.

BALCONY = 141.22 SQ.FT.

TOTAL = 2,671.92 SQ.FT.



List of unit numbers with this unit plan:

VIEWS

Palm Jumeirah, Harbour, Sea, Skydive
4504

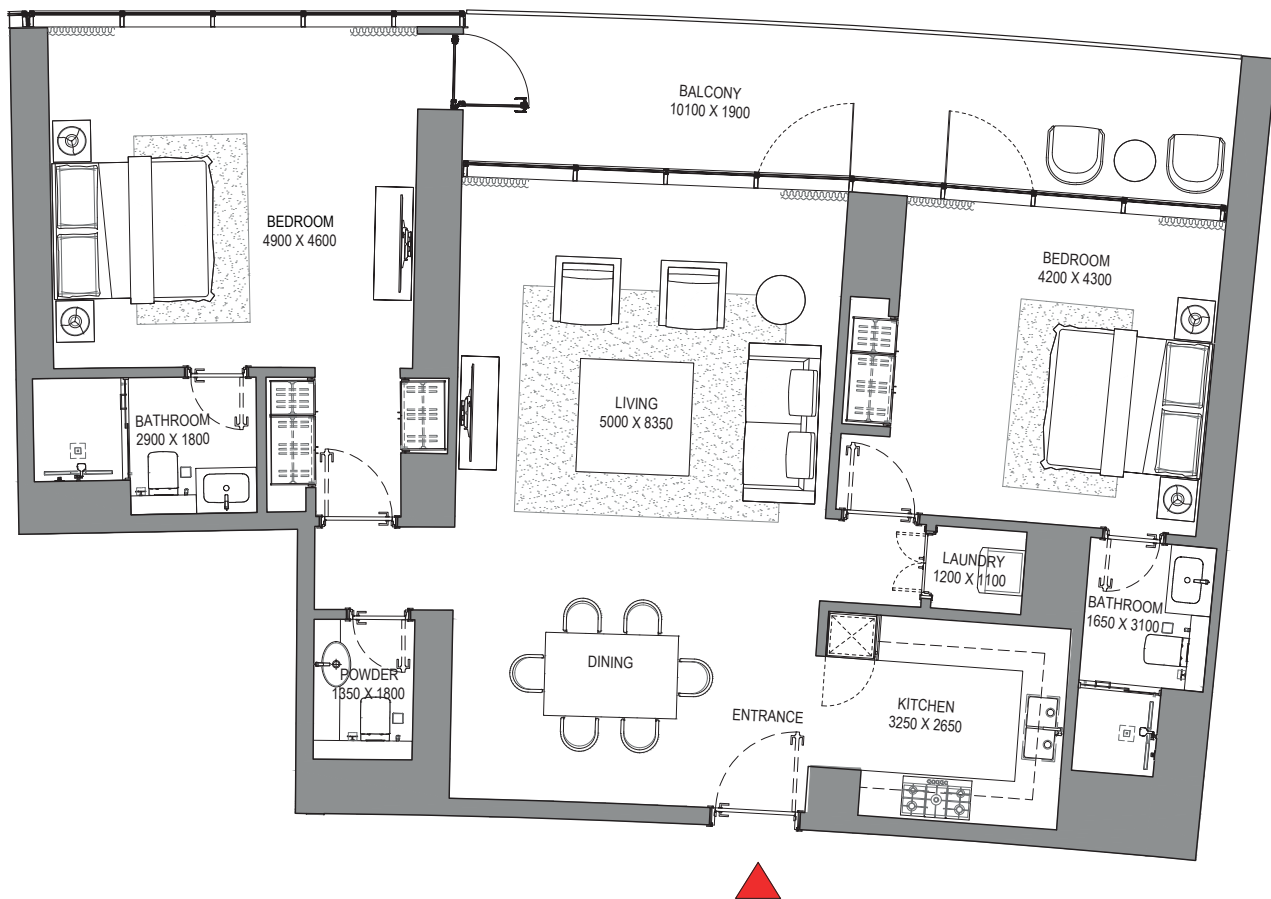

Disclaimer: 1. All dimensions are in metric, measured to wall finishes. 2. All materials, dimensions & drawings are approximate. 3. Information is subject to change without notice, at developer's absolute discretion. 4. Actual area may vary from the stated area. 5. Drawing are not to scale. 6. All images used are for illustrative purpose only and do not represent the actual size, features, specifications, fittings and furnishings. 7. The developer reserves the right to make revisions/ alterations, at its absolute discretion, without any liability whatsoever.

2 BEDROOM APARTMENT

TYPE A (with powder room + balcony)

TOTAL SALEABLE AREA

SUITE = 1,397.91 SQ.FT.
BALCONY = 235.62 SQ.FT.
TOTAL = 1,633.53 SQ.FT.



List of unit numbers with this unit plan:

VIEWS

Blue waters, Ain Dubai, Palm Jumeirah, Harbour, Sea, Skydive
4502

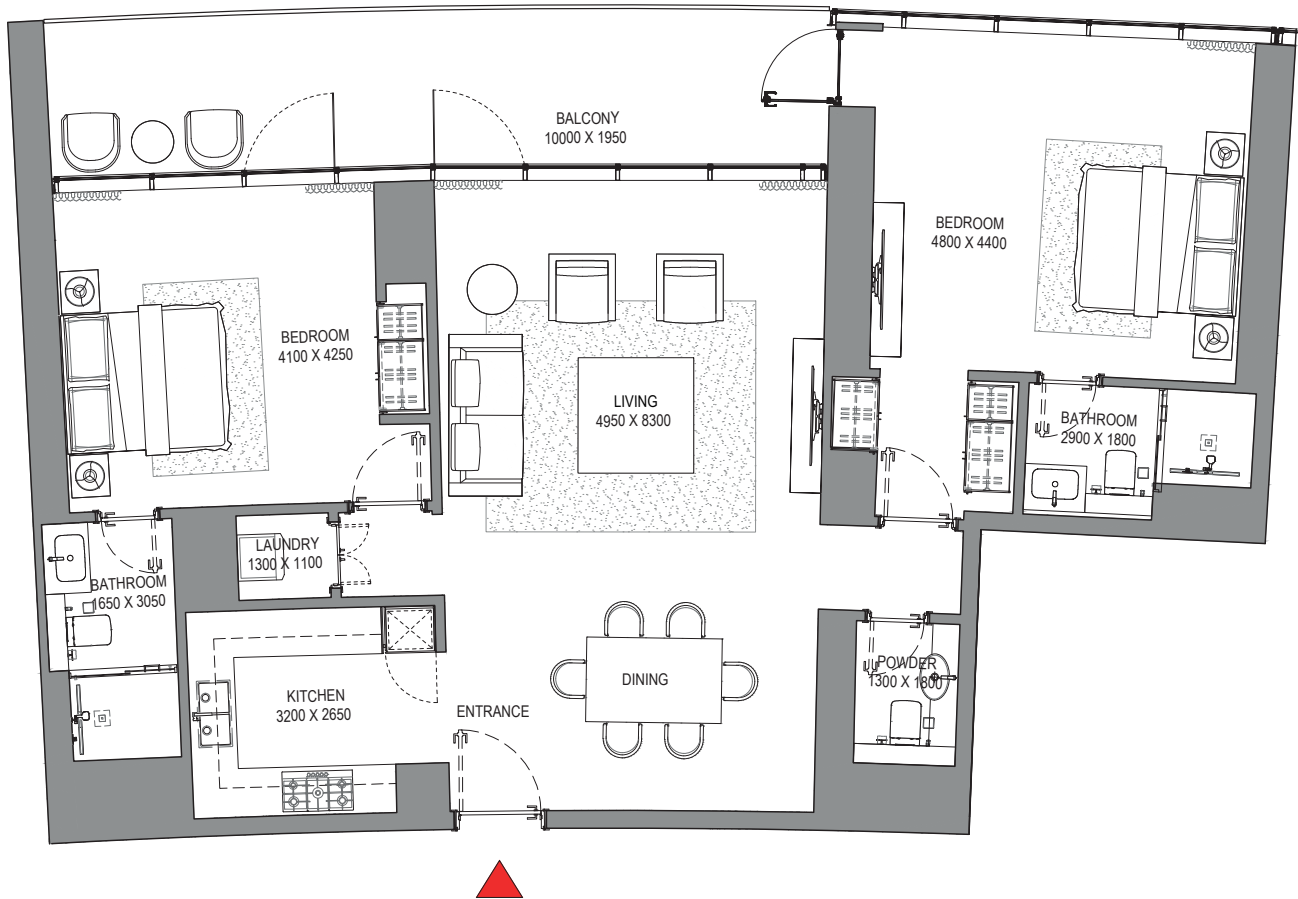
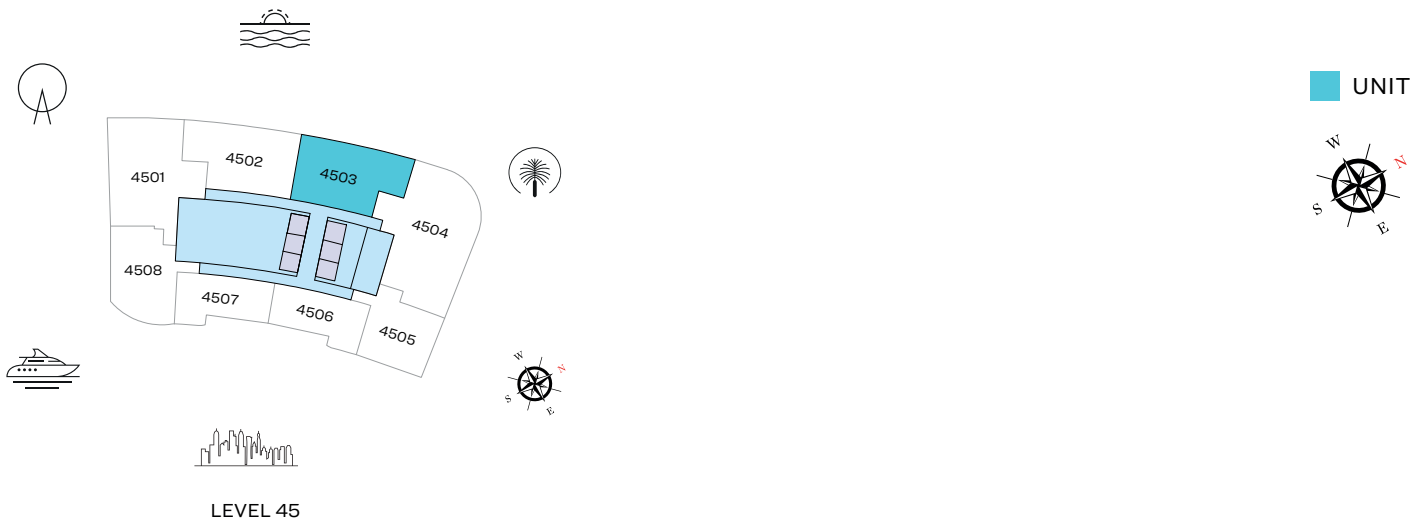
Disclaimer: 1. All dimensions are in metric, measured to wall finishes. 2. All materials, dimensions & drawings are approximate. 3. Information is subject to change without notice, at developer's absolute discretion. 4. Actual area may vary from the stated area. 5. Drawing are not to scale. 6. All images used are for illustrative purpose only and do not represent the actual size, features, specifications, fittings and furnishings. 7. The developer reserves the right to make revisions/ alterations, at its absolute discretion, without any liability whatsoever.

2 BEDROOM APARTMENT

TYPE B (with powder room + balcony)

TOTAL SALEABLE AREA

SUITE = 1,379.93 SQ.FT.
BALCONY = 239.71 SQ.FT.
TOTAL = 1,619.64 SQ.FT.



List of unit numbers with this unit plan:

VIEWS

Palm Jumeirah, Harbour, Sea, Skydive
4503

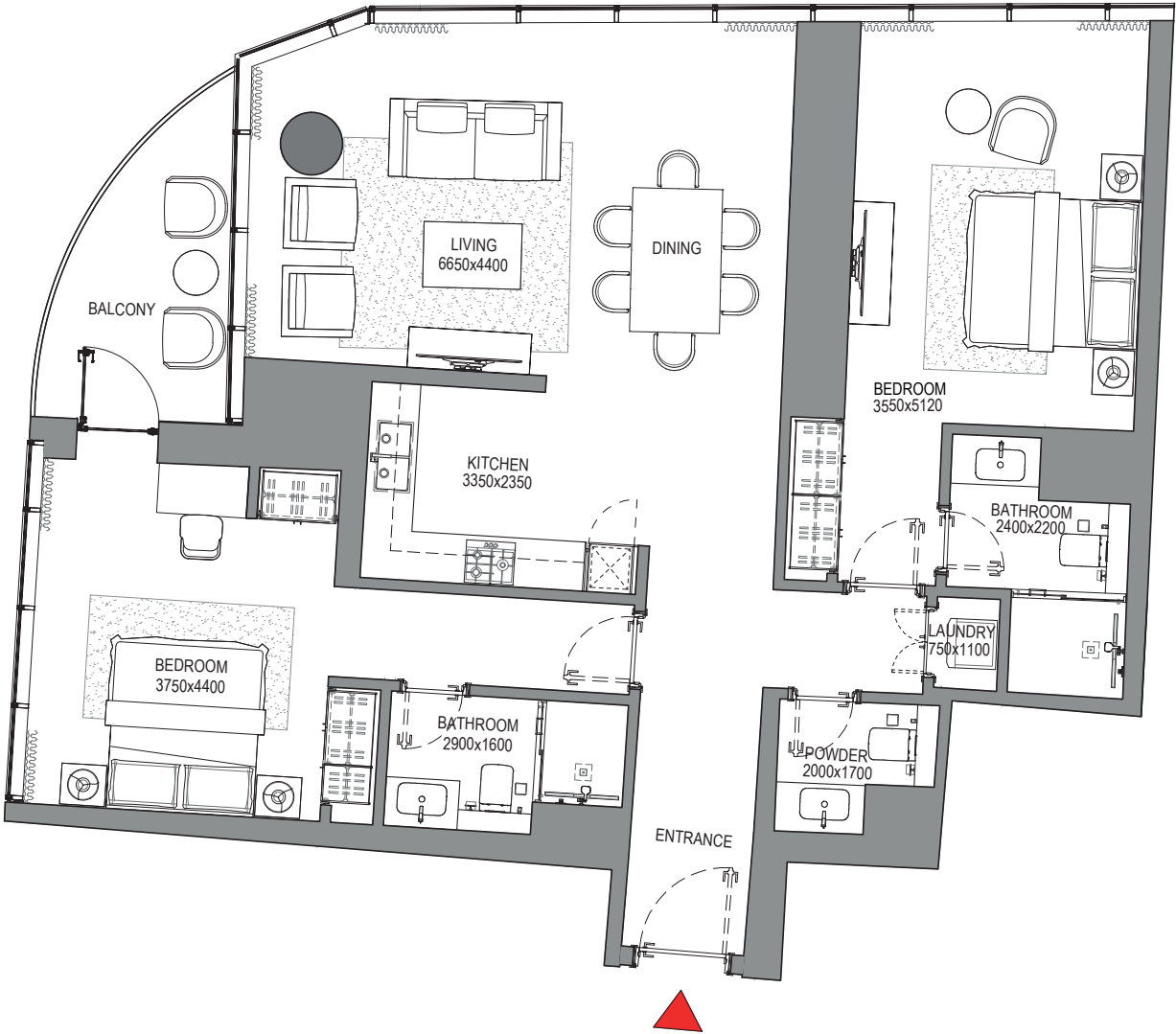

Disclaimer: 1. All dimensions are in metric, measured to wall finishes. 2. All materials, dimensions & drawings are approximate. 3. Information is subject to change without notice, at developer's absolute discretion. 4. Actual area may vary from the stated area. 5. Drawing are not to scale. 6. All images used are for illustrative purpose only and do not represent the actual size, features, specifications, fittings and furnishings. 7. The developer reserves the right to make revisions/ alterations, at its absolute discretion, without any liability whatsoever.

2 BEDROOM APARTMENT

TYPE D (with powder room + balcony)

TOTAL SALEABLE AREA

SUITE = 1,335.59 SQ.FT.
BALCONY = 88.48 SQ.FT.
TOTAL = 1,424.07 SQ.FT.



List of unit numbers with this unit plan:

VIEWS

Blue waters, Ain Dubai, JBR Beach, Marina, Sea
4508

Disclaimer: 1. All dimensions are in metric, measured to wall finishes. 2. All materials, dimensions & drawings are approximate. 3. Information is subject to change without notice, at developer's absolute discretion. 4. Actual area may vary from the stated area. 5. Drawing are not to scale. 6. All images used are for illustrative purpose only and do not represent the actual size, features, specifications, fittings and furnishings. 7. The developer reserves the right to make revisions/ alterations, at its absolute discretion, without any liability whatsoever.

1 BEDROOM APARTMENT

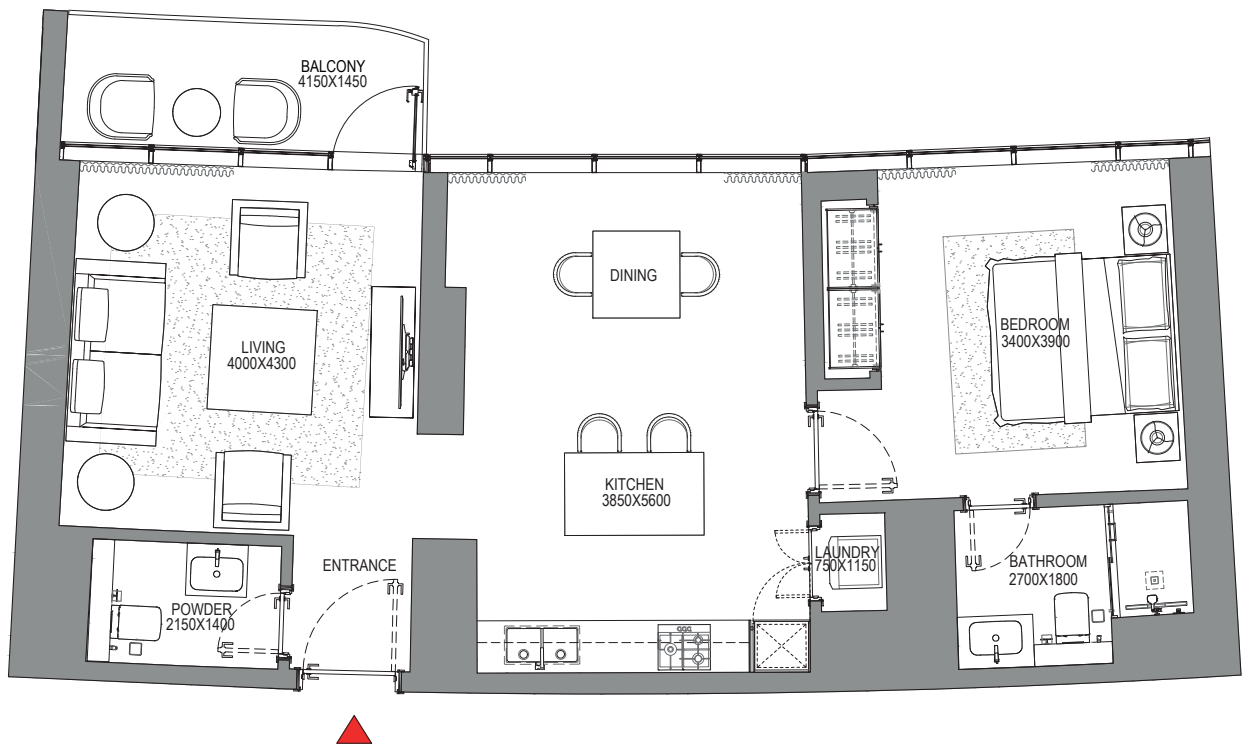
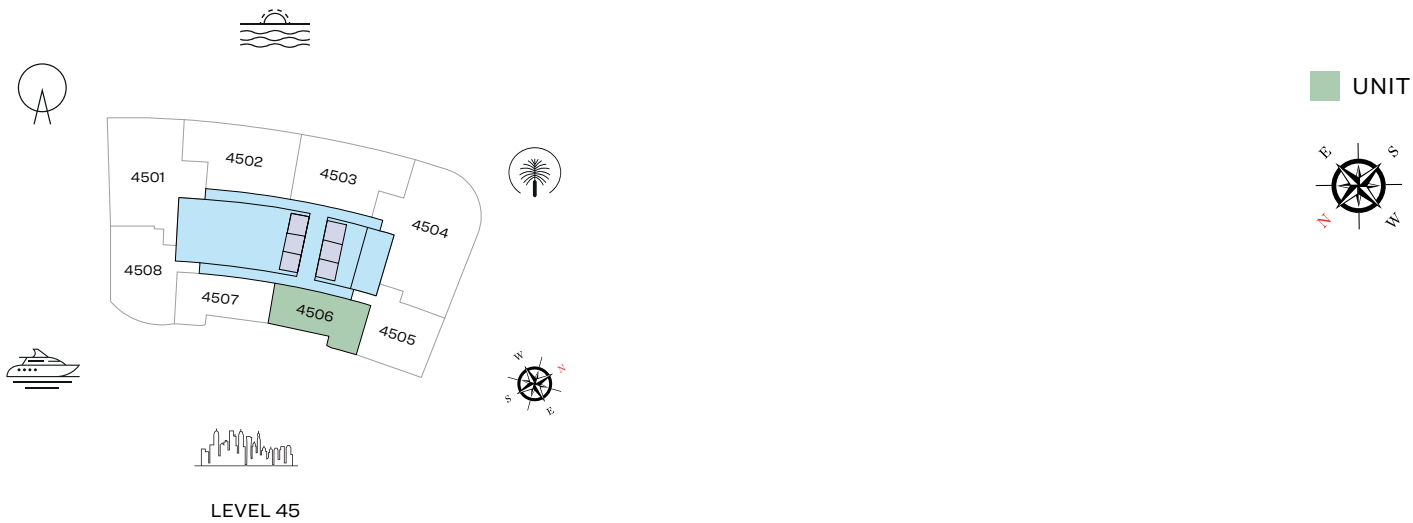
TYPE A (with powder room + balcony)

TOTAL SALEABLE AREA

SUITE = 836.36 SQ.FT.

BALCONY = 70.61 SQ.FT.

TOTAL = 906.97 SQ.FT.



List of unit numbers with this unit plan:

VIEWS

Marina, Marina Skyline
4506

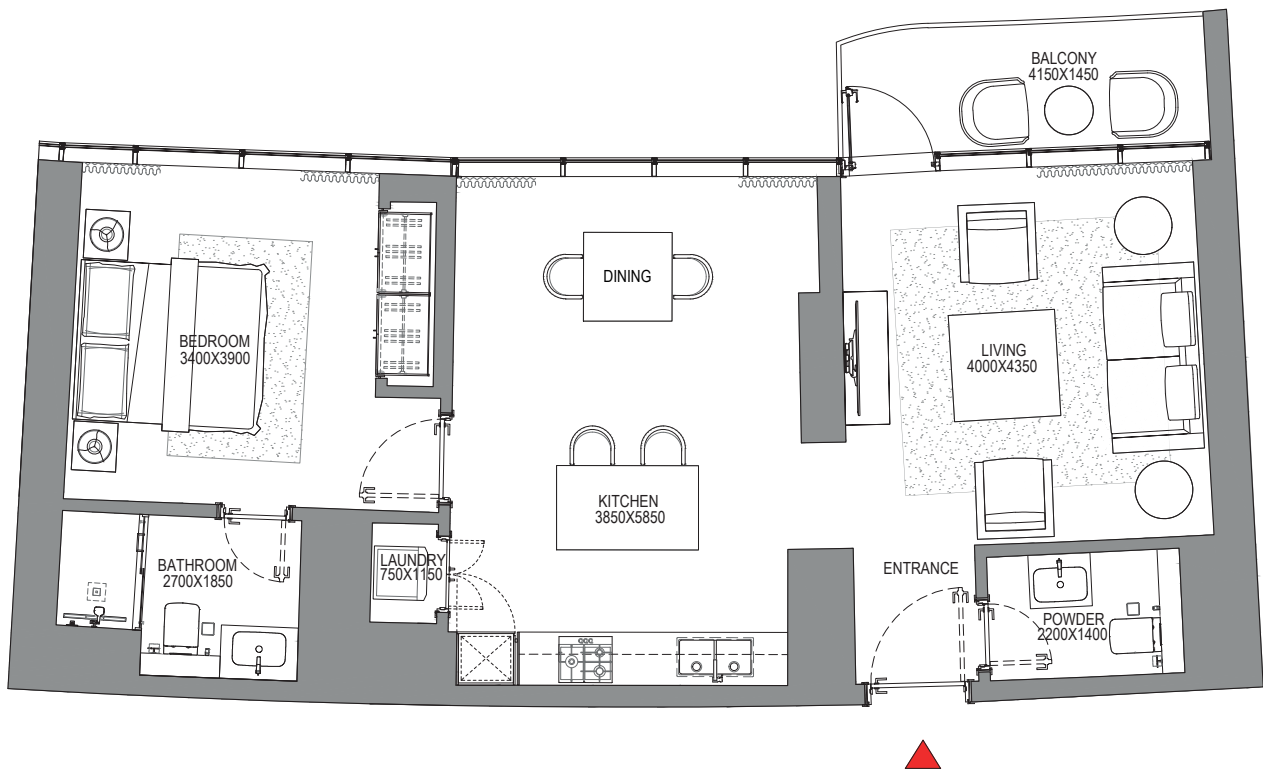

Disclaimer: 1. All dimensions are in metric, measured to wall finishes. 2. All materials, dimensions & drawings are approximate. 3. Information is subject to change without notice, at developer's absolute discretion. 4. Actual area may vary from the stated area. 5. Drawing are not to scale. 6. All images used are for illustrative purpose only and do not represent the actual size, features, specifications, fittings and furnishings. 7. The developer reserves the right to make revisions/ alterations, at its absolute discretion, without any liability whatsoever.

1 BEDROOM APARTMENT

TYPE B (with powder room + balcony)

TOTAL SALEABLE AREA

SUITE = 834.63 SQ.FT.
BALCONY = 68.46 SQ.FT.
TOTAL = 903.09 SQ.FT.



List of unit numbers with this unit plan:

VIEWS

Marina, Marina Skyline
4507

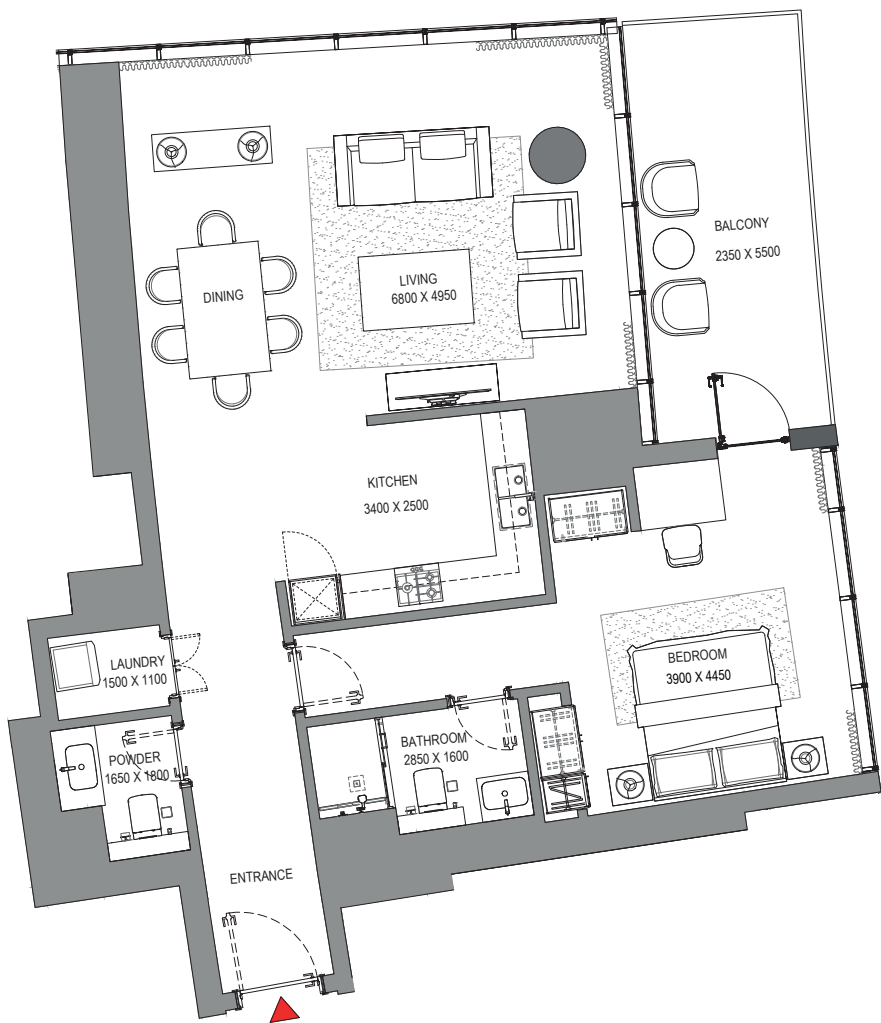

Disclaimer: 1. All dimensions are in metric, measured to wall finishes. 2. All materials, dimensions & drawings are approximate. 3. Information is subject to change without notice, at developer's absolute discretion. 4. Actual area may vary from the stated area. 5. Drawing are not to scale. 6. All images used are for illustrative purpose only and do not represent the actual size, features, specifications, fittings and furnishings. 7. The developer reserves the right to make revisions/ alterations, at its absolute discretion, without any liability whatsoever.

1 BEDROOM APARTMENT

TYPE C (with powder room + balcony)

TOTAL SALEABLE AREA

SUITE = 1,047.87 SQ.FT.
BALCONY = 151.88 SQ.FT.
TOTAL = 1,199.75 SQ.FT.



List of unit numbers with this unit plan:

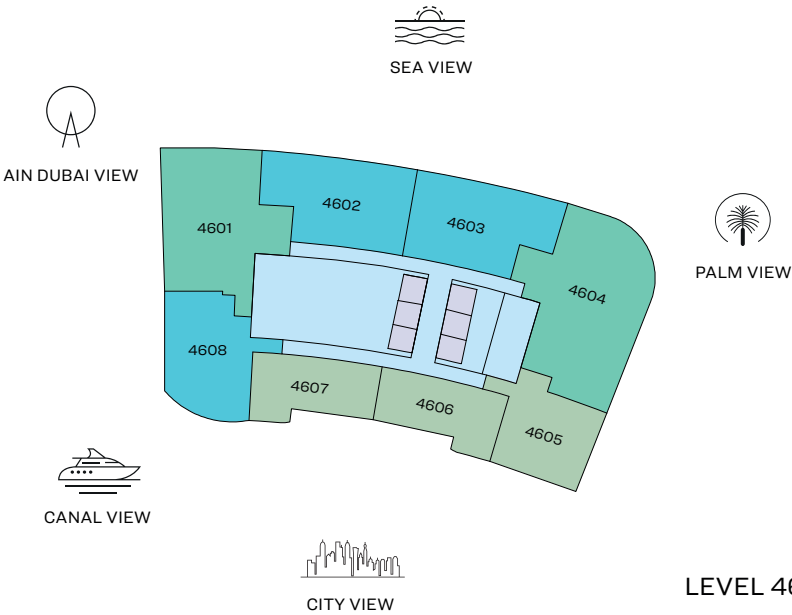
VIEWS

Marina, Marina Skyline
4505

Disclaimer: 1. All dimensions are in metric, measured to wall finishes. 2. All materials, dimensions & drawings are approximate. 3. Information is subject to change without notice, at developer's absolute discretion. 4. Actual area may vary from the stated area. 5. Drawing are not to scale. 6. All images used are for illustrative purpose only and do not represent the actual size, features, specifications, fittings and furnishings. 7. The developer reserves the right to make revisions/ alterations, at its absolute discretion, without any liability whatsoever.

FLOOR PLAN LAYOUT

TOWER A



- 1 BED UNIT
- 2 BED UNIT
- 3 BED UNIT
- LOBBIES, CORRIDORS & STAIRS
- LIFTS

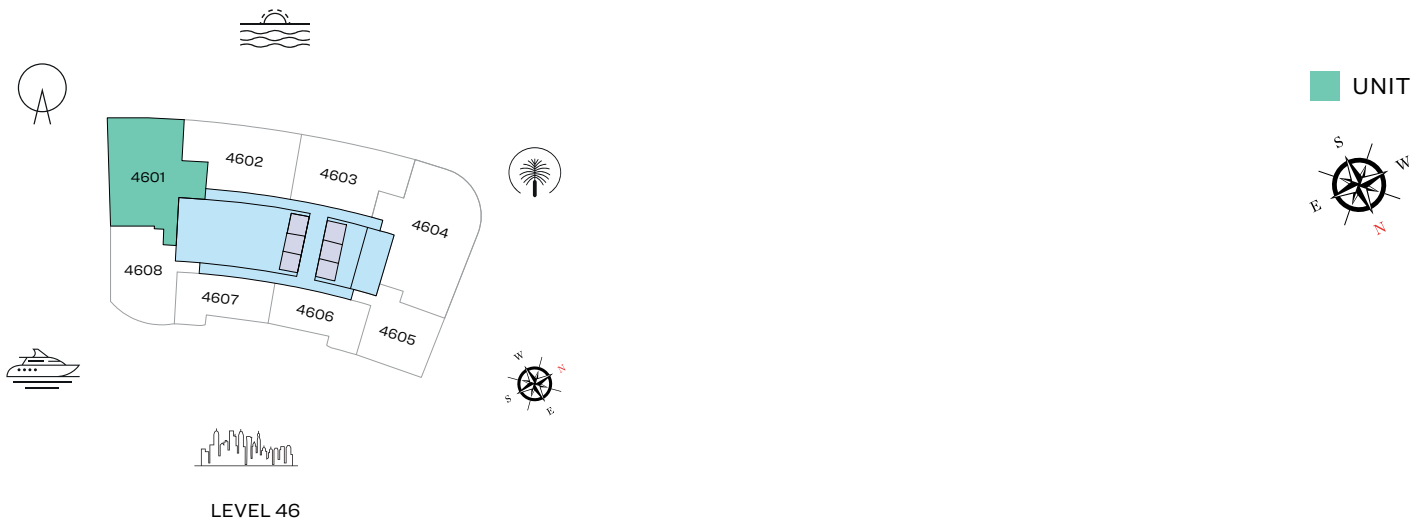
Disclaimer: 1. All dimensions are in metric, measured to wall finishes. 2. All materials, dimensions & drawings are approximate. 3. Information is subject to change without notice, at developer's absolute discretion. 4. Actual area may vary from the stated area. 5. Drawing are not to scale. 6. All images used are for illustrative purpose only and do not represent the actual size, features, specifications, fittings and furnishings. 7. The developer reserves the right to make revisions/ alterations, at its absolute discretion, without any liability whatsoever.

3 BEDROOM APARTMENT

TYPE A (with maid room and powder room + balcony)

TOTAL SALEABLE AREA

SUITE = 2,110.37 SQ.FT.
BALCONY = 222.81 SQ.FT.
TOTAL = 2,333.18 SQ.FT.



List of unit numbers with this unit plan:

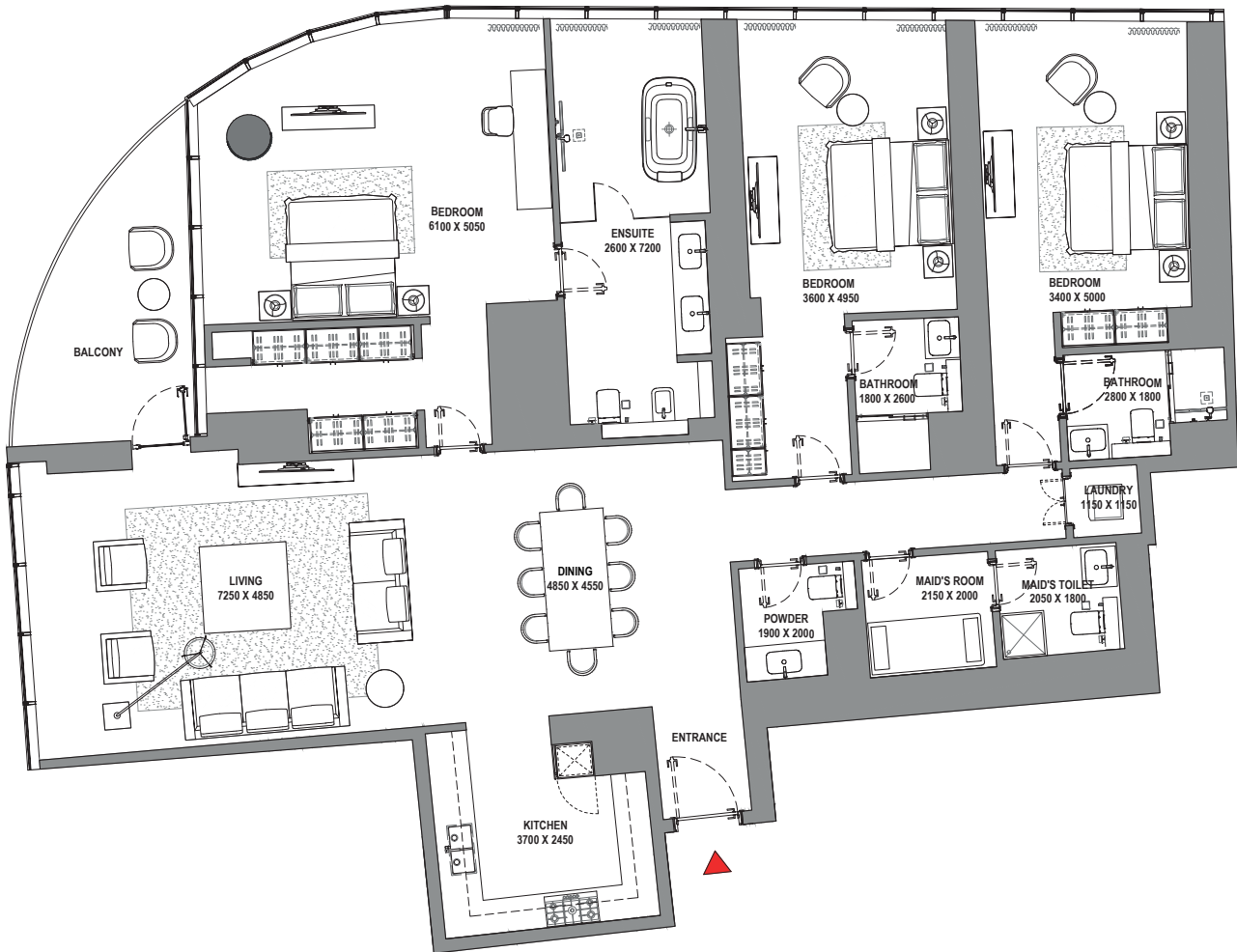

VIEWS

Blue waters, Ain Dubai, Palm Jumeirah, Harbour, JBR Beach, Marina, Sea, Marina Skyline, Skydive 4601

Disclaimer: 1. All dimensions are in metric, measured to wall finishes. 2. All materials, dimensions & drawings are approximate. 3. Information is subject to change without notice, at developer's absolute discretion. 4. Actual area may vary from the stated area. 5. Drawing are not to scale. 6. All images used are for illustrative purpose only and do not represent the actual size, features, specifications, fittings and furnishings. 7. The developer reserves the right to make revisions/ alterations, at its absolute discretion, without any liability whatsoever.

3 BEDROOM APARTMENT
TYPE C (with maid room and powder room + balcony)

TOTAL SALEABLE AREA
SUITE = 2,545.02 SQ.FT.
BALCONY = 145.85 SQ.FT.
TOTAL = 2,690.87 SQ.FT.



List of unit numbers with this unit plan:

VIEWS

Palm Jumeirah, Harbour, Sea, Skydive
4604

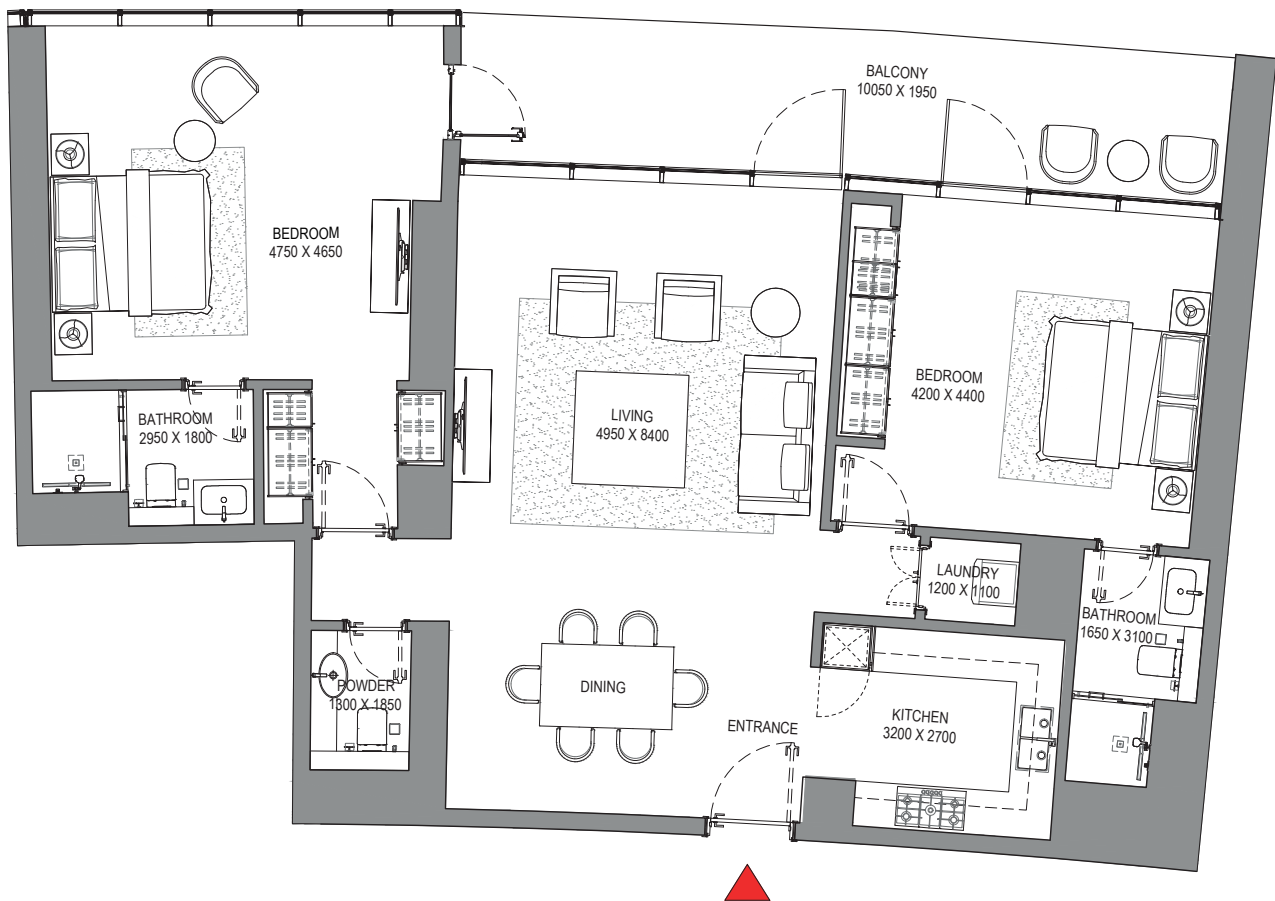

Disclaimer: 1. All dimensions are in metric, measured to wall finishes. 2. All materials, dimensions & drawings are approximate. 3. Information is subject to change without notice, at developer's absolute discretion. 4. Actual area may vary from the stated area. 5. Drawing are not to scale. 6. All images used are for illustrative purpose only and do not represent the actual size, features, specifications, fittings and furnishings. 7. The developer reserves the right to make revisions/ alterations, at its absolute discretion, without any liability whatsoever.

2 BEDROOM APARTMENT

TYPE A (with powder room + balcony)

TOTAL SALEABLE AREA

SUITE = 1,415.24 SQ.FT.
BALCONY = 236.16 SQ.FT.
TOTAL = 1,651.40 SQ.FT.



List of unit numbers with this unit plan:

VIEWS

Blue waters, Ain Dubai, Palm Jumeirah, Harbour, Sea, Skydive
4602

Disclaimer: 1. All dimensions are in metric, measured to wall finishes. 2. All materials, dimensions & drawings are approximate. 3. Information is subject to change without notice, at developer's absolute discretion. 4. Actual area may vary from the stated area. 5. Drawing are not to scale. 6. All images used are for illustrative purpose only and do not represent the actual size, features, specifications, fittings and furnishings. 7. The developer reserves the right to make revisions/ alterations, at its absolute discretion, without any liability whatsoever.

2 BEDROOM APARTMENT

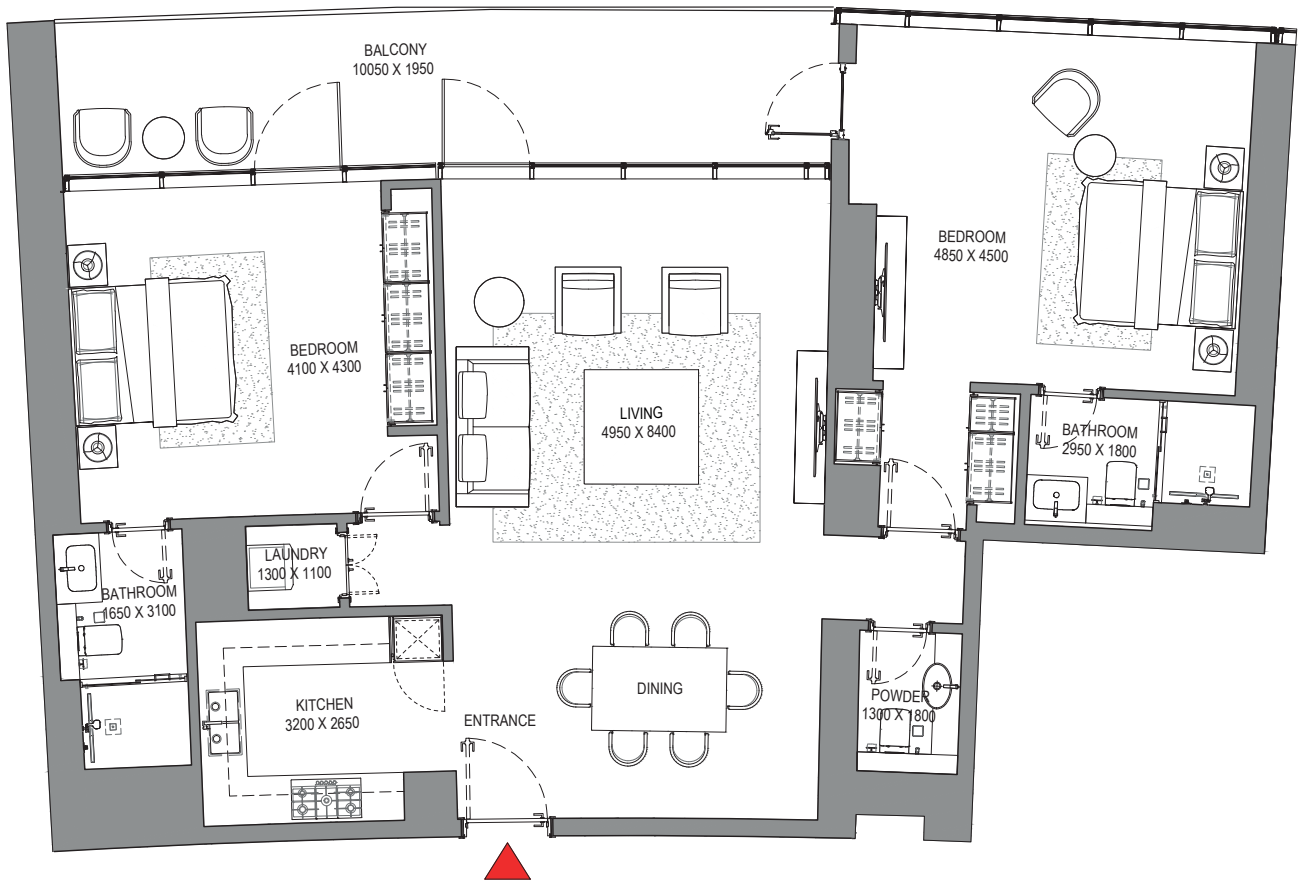
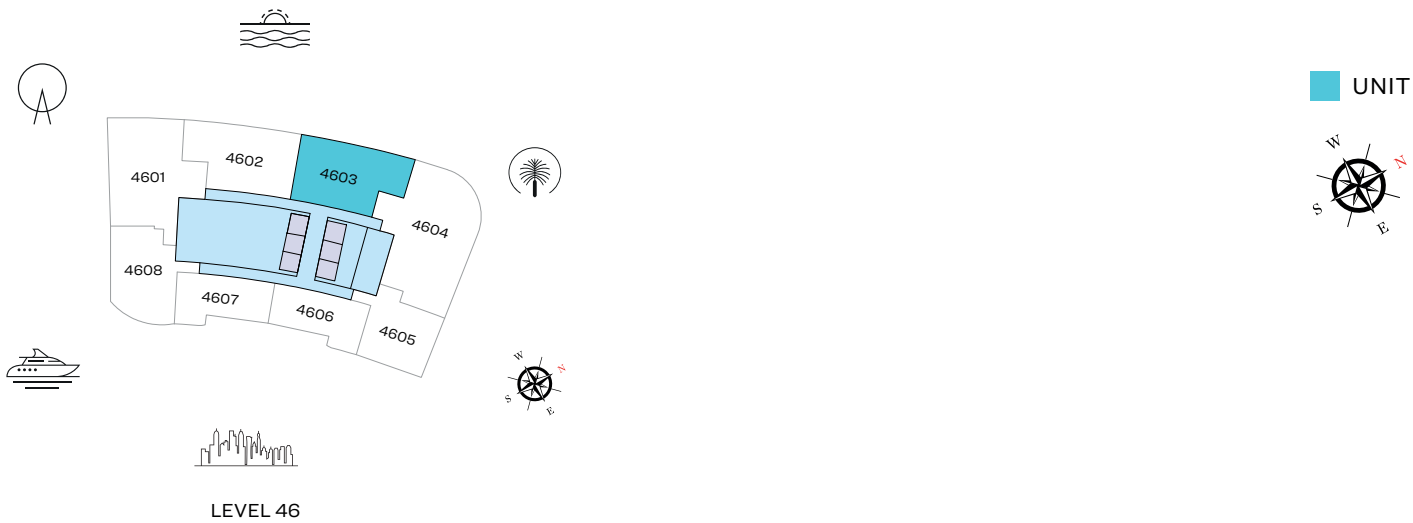
TYPE B (with powder room + balcony)

TOTAL SALEABLE AREA

SUITE = 1,398.02 SQ.FT.

BALCONY = 239.82 SQ.FT.

TOTAL = 1,637.84 SQ.FT.



List of unit numbers with this unit plan:

VIEWS

Palm Jumeirah, Harbour, Sea, Skydive
4603

Disclaimer: 1. All dimensions are in metric, measured to wall finishes. 2. All materials, dimensions & drawings are approximate. 3. Information is subject to change without notice, at developer's absolute discretion. 4. Actual area may vary from the stated area. 5. Drawing are not to scale. 6. All images used are for illustrative purpose only and do not represent the actual size, features, specifications, fittings and furnishings. 7. The developer reserves the right to make revisions/ alterations, at its absolute discretion, without any liability whatsoever.

2 BEDROOM APARTMENT

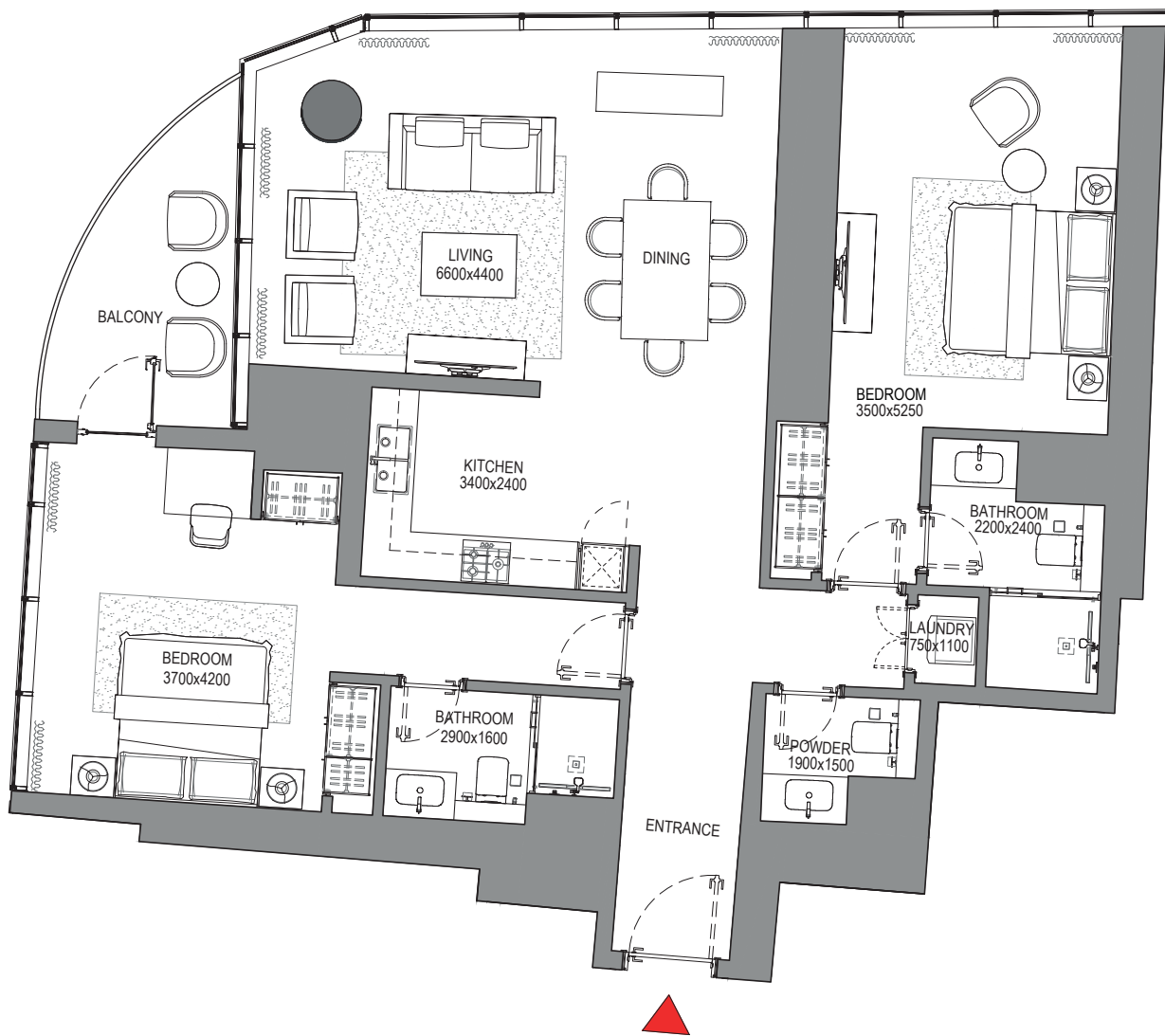

TYPE D (with powder room + balcony)

TOTAL SALEABLE AREA

SUITE = 1,340.11 SQ.FT.

BALCONY = 88.8 SQ.FT.

TOTAL = 1,428.91 SQ.FT.



List of unit numbers with this unit plan:

VIEWS

Blue waters, Ain Dubai, JBR Beach, Marina, Sea
4608

Disclaimer: 1. All dimensions are in metric, measured to wall finishes. 2. All materials, dimensions & drawings are approximate. 3. Information is subject to change without notice, at developer's absolute discretion. 4. Actual area may vary from the stated area. 5. Drawing are not to scale. 6. All images used are for illustrative purpose only and do not represent the actual size, features, specifications, fittings and furnishings. 7. The developer reserves the right to make revisions/ alterations, at its absolute discretion, without any liability whatsoever.

1 BEDROOM APARTMENT

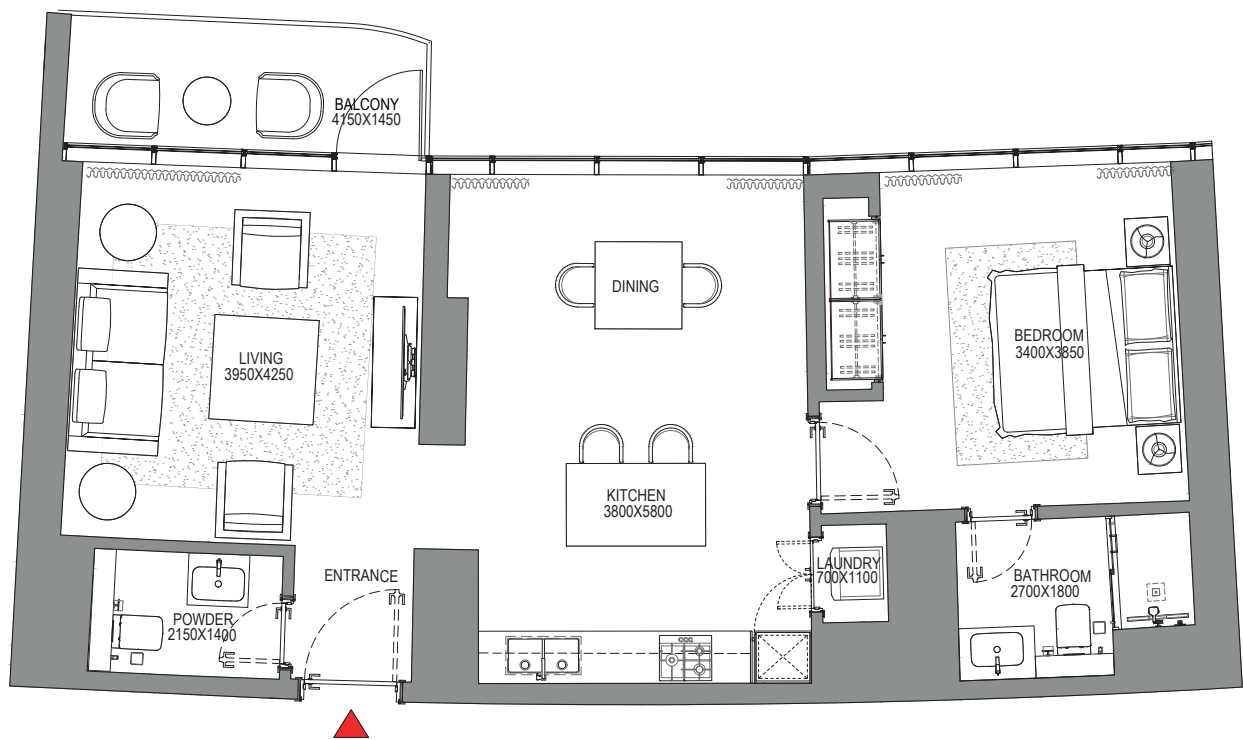
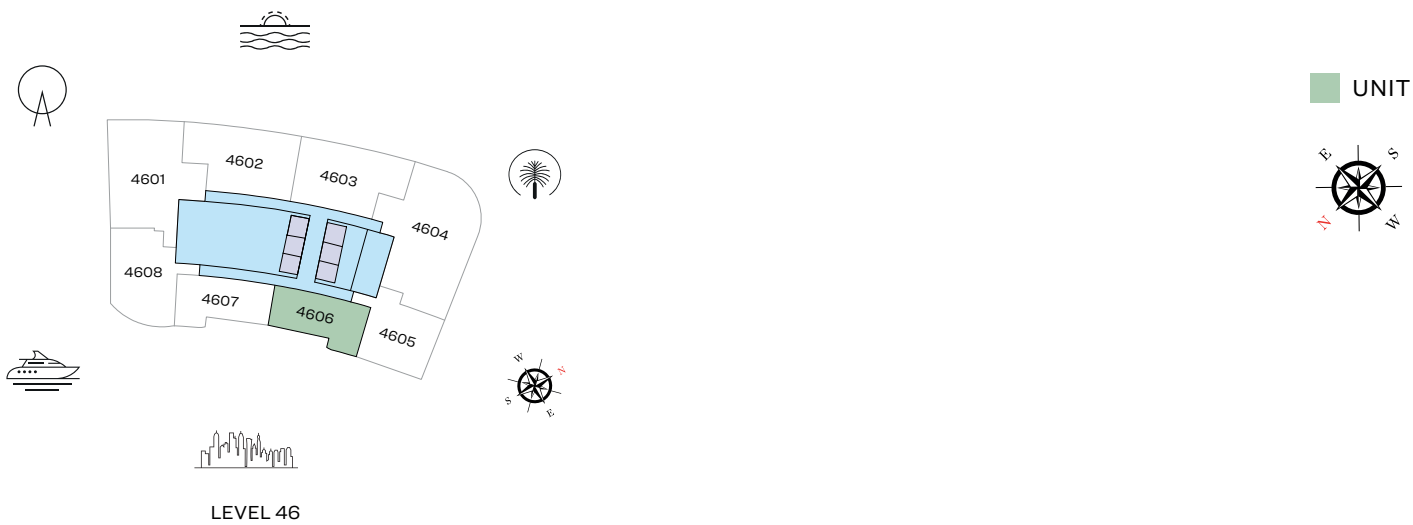
TYPE A (with powder room + balcony)

TOTAL SALEABLE AREA

SUITE = 836.25 SQ.FT.

BALCONY = 70.61 SQ.FT.

TOTAL = 906.86 SQ.FT.



List of unit numbers with this unit plan:

VIEWS

Marina, Marina Skyline
4606

Disclaimer: 1. All dimensions are in metric, measured to wall finishes. 2. All materials, dimensions & drawings are approximate. 3. Information is subject to change without notice, at developer's absolute discretion. 4. Actual area may vary from the stated area. 5. Drawing are not to scale. 6. All images used are for illustrative purpose only and do not represent the actual size, features, specifications, fittings and furnishings. 7. The developer reserves the right to make revisions/ alterations, at its absolute discretion, without any liability whatsoever.

1 BEDROOM APARTMENT

TYPE B (with powder room + balcony)

TOTAL SALEABLE AREA

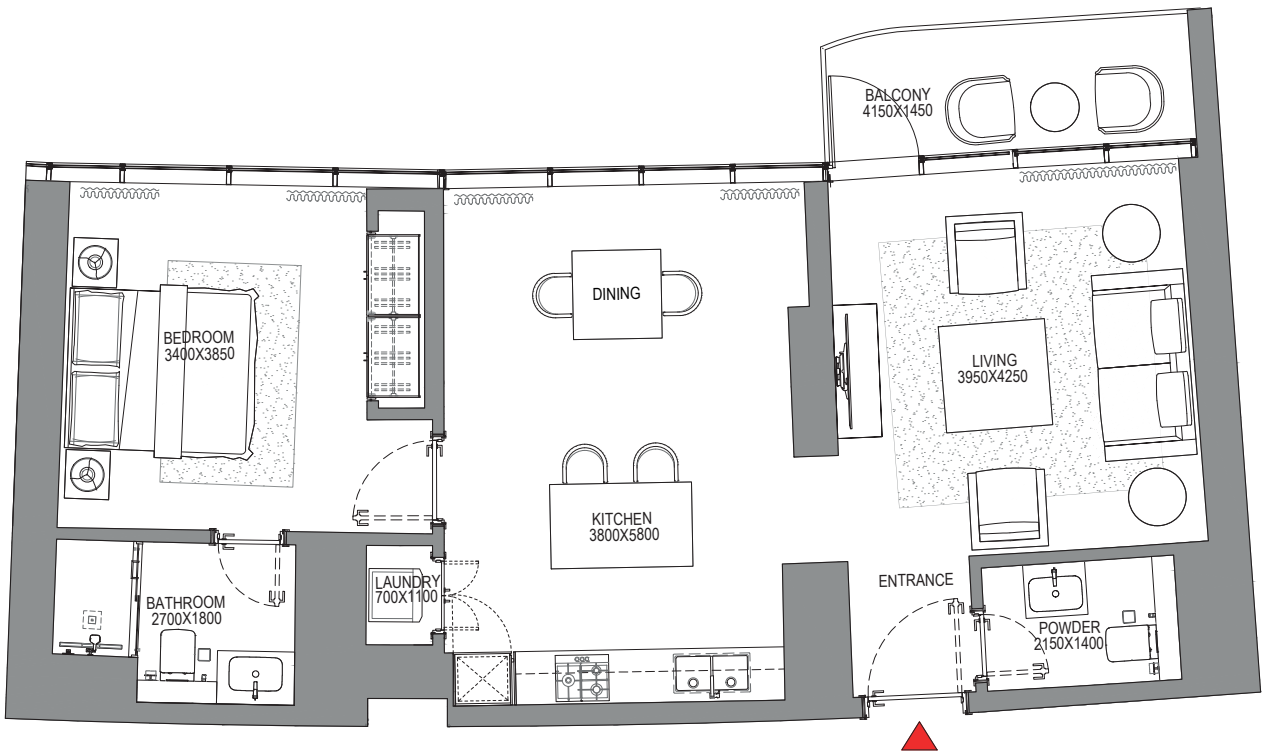
SUITE = 834.53 SQ.FT.

BALCONY = 68.46 SQ.FT.

TOTAL = 902.99 SQ.FT.



LEVEL 46



List of unit numbers with this unit plan:

VIEWS

Marina, Marina Skyline
4607

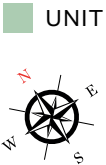
Disclaimer: 1. All dimensions are in metric, measured to wall finishes. 2. All materials, dimensions & drawings are approximate. 3. Information is subject to change without notice, at developer's absolute discretion. 4. Actual area may vary from the stated area. 5. Drawing are not to scale. 6. All images used are for illustrative purpose only and do not represent the actual size, features, specifications, fittings and furnishings. 7. The developer reserves the right to make revisions/ alterations, at its absolute discretion, without any liability whatsoever.

1 BEDROOM APARTMENT

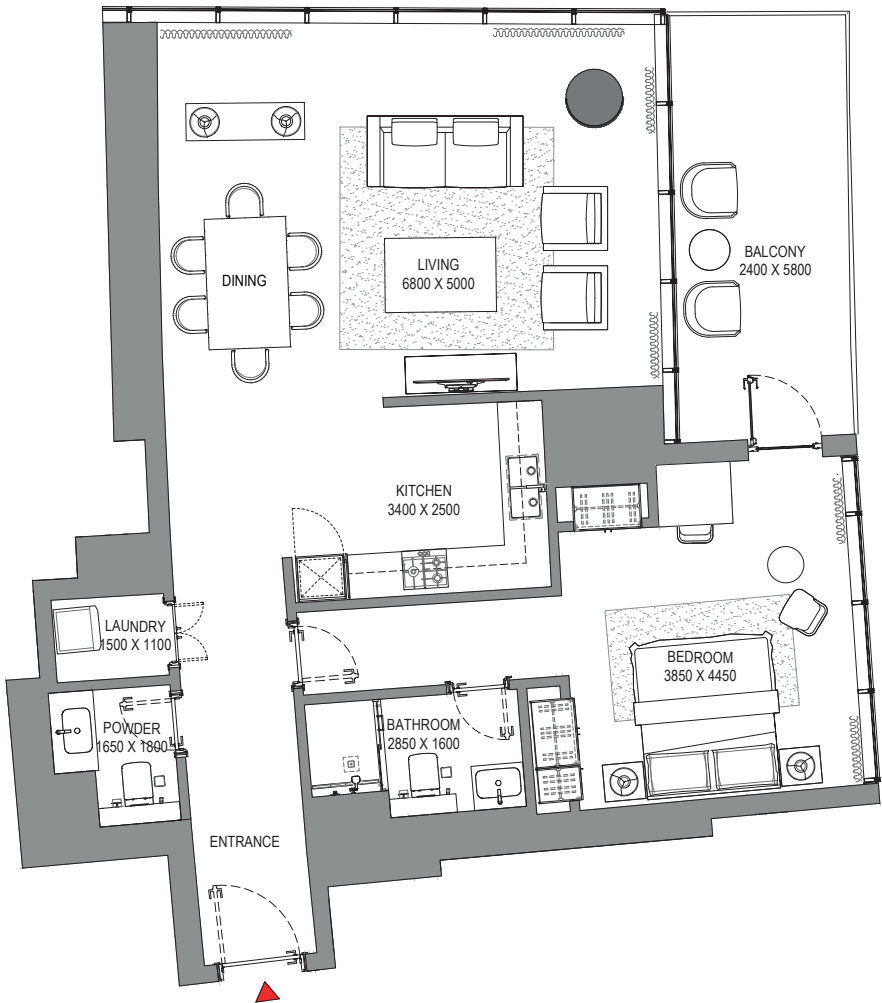
TYPE C (with powder room + balcony)

TOTAL SALEABLE AREA

SUITE = 1,052.71 SQ.FT.
BALCONY = 152.09 SQ.FT.
TOTAL = 1,204.80 SQ.FT.



LEVEL 46



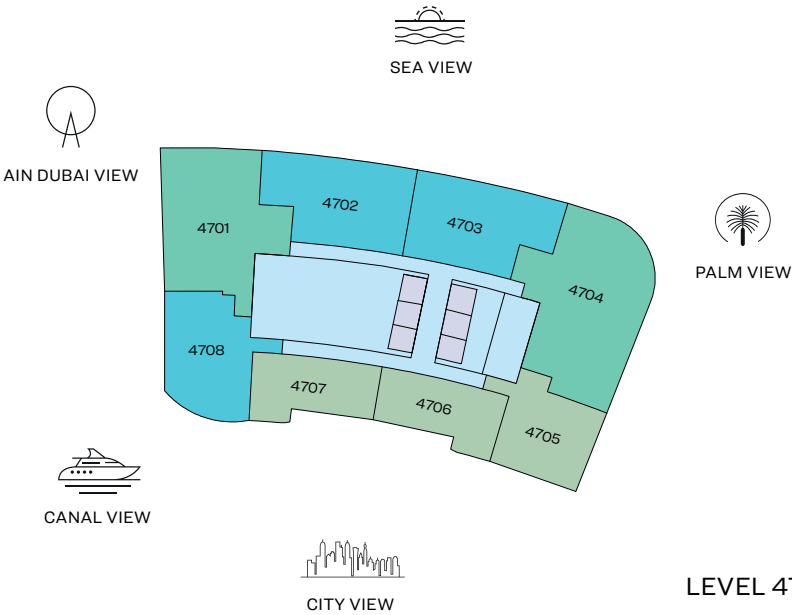
List of unit numbers with this unit plan:

VIEWS

Marina, Marina Skyline
4605

Disclaimer: 1. All dimensions are in metric, measured to wall finishes. 2. All materials, dimensions & drawings are approximate. 3. Information is subject to change without notice, at developer's absolute discretion. 4. Actual area may vary from the stated area. 5. Drawing are not to scale. 6. All images used are for illustrative purpose only and do not represent the actual size, features, specifications, fittings and furnishings. 7. The developer reserves the right to make revisions/ alterations, at its absolute discretion, without any liability whatsoever.

FLOOR PLAN LAYOUT
TOWER A



- 1 BED UNIT
- 3 BED UNIT
- LIFTS
- 2 BED UNIT
- LOBBIES, CORRIDORS & STAIRS

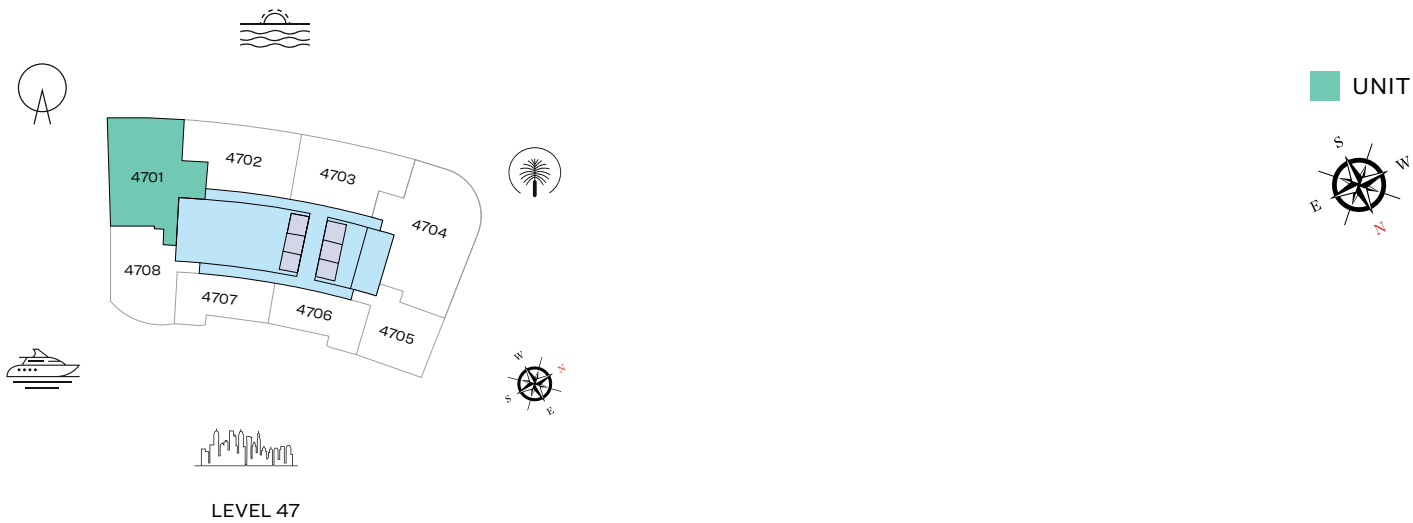
Disclaimer: 1. All dimensions are in metric, measured to wall finishes. 2. All materials, dimensions & drawings are approximate. 3. Information is subject to change without notice, at developer's absolute discretion. 4. Actual area may vary from the stated area. 5. Drawing are not to scale. 6. All images used are for illustrative purpose only and do not represent the actual size, features, specifications, fittings and furnishings. 7. The developer reserves the right to make revisions/ alterations, at its absolute discretion, without any liability whatsoever.

3 BEDROOM APARTMENT

TYPE A (with maid room and powder room + balcony)

TOTAL SALEABLE AREA

SUITE = 2,136.96 SQ.FT.
BALCONY = 227.76 SQ.FT.
TOTAL = 2,364.72 SQ.FT.



List of unit numbers with this unit plan:

VIEWS

Blue waters, Ain Dubai, Palm Jumeirah, Harbour, JBR Beach, Marina, Sea, Marina Skyline, Skydive
4701

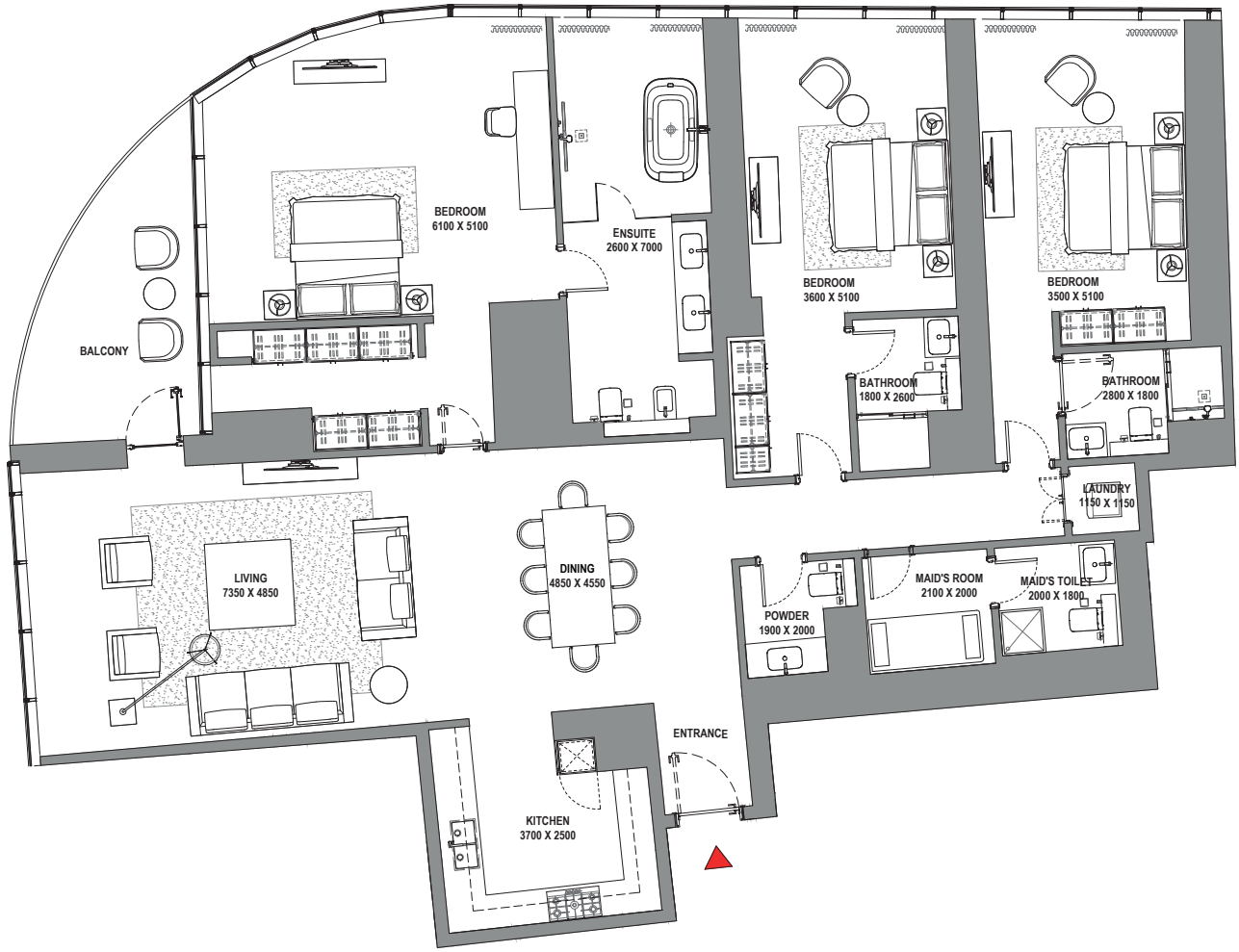

Disclaimer: 1. All dimensions are in metric, measured to wall finishes. 2. All materials, dimensions & drawings are approximate. 3. Information is subject to change without notice, at developer's absolute discretion. 4. Actual area may vary from the stated area. 5. Drawing are not to scale. 6. All images used are for illustrative purpose only and do not represent the actual size, features, specifications, fittings and furnishings. 7. The developer reserves the right to make revisions/ alterations, at its absolute discretion, without any liability whatsoever.

3 BEDROOM APARTMENT

TYPE C (with maid room and powder room + balcony)

TOTAL SALEABLE AREA

SUITE = 2,561.81 SQ.FT.
BALCONY = 150.80 SQ.FT.
TOTAL = 2,712.61 SQ.FT.



List of unit numbers with this unit plan:

VIEWS

Palm Jumeirah, Harbour, Sea, Skydive
4704

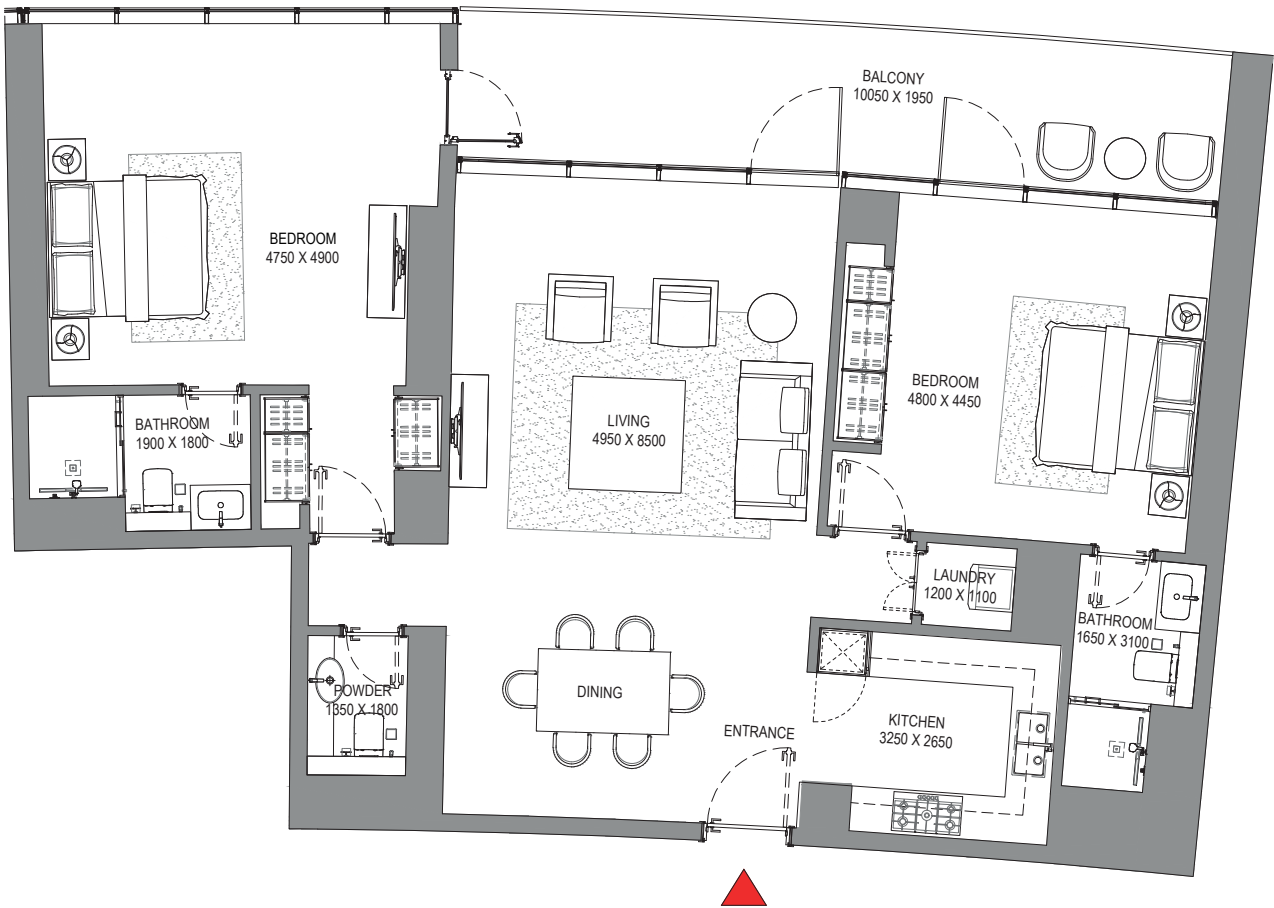
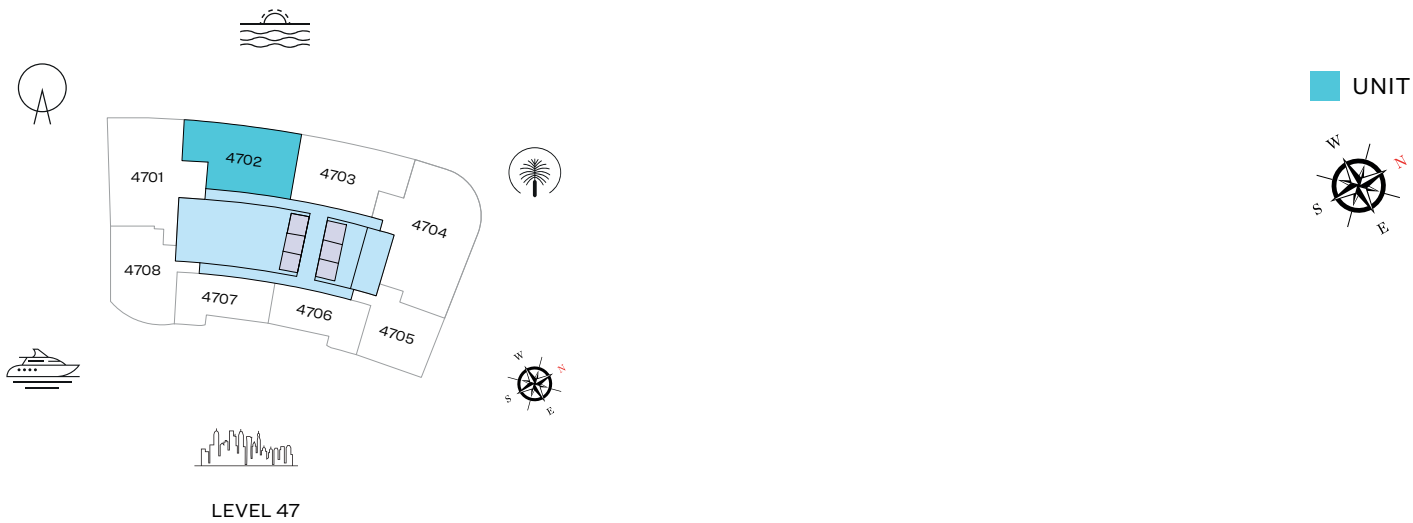
Disclaimer: 1. All dimensions are in metric, measured to wall finishes. 2. All materials, dimensions & drawings are approximate. 3. Information is subject to change without notice, at developer's absolute discretion. 4. Actual area may vary from the stated area. 5. Drawing are not to scale. 6. All images used are for illustrative purpose only and do not represent the actual size, features, specifications, fittings and furnishings. 7. The developer reserves the right to make revisions/ alterations, at its absolute discretion, without any liability whatsoever.

2 BEDROOM APARTMENT

TYPE A (with powder room + balcony)

TOTAL SALEABLE AREA

SUITE = 1,433.11 SQ.FT.
BALCONY = 236.27 SQ.FT.
TOTAL = 1,669.38 SQ.FT.



List of unit numbers with this unit plan:

VIEWS

Blue waters, Ain Dubai, Palm Jumeirah, Harbour, Sea, Skydive
4702

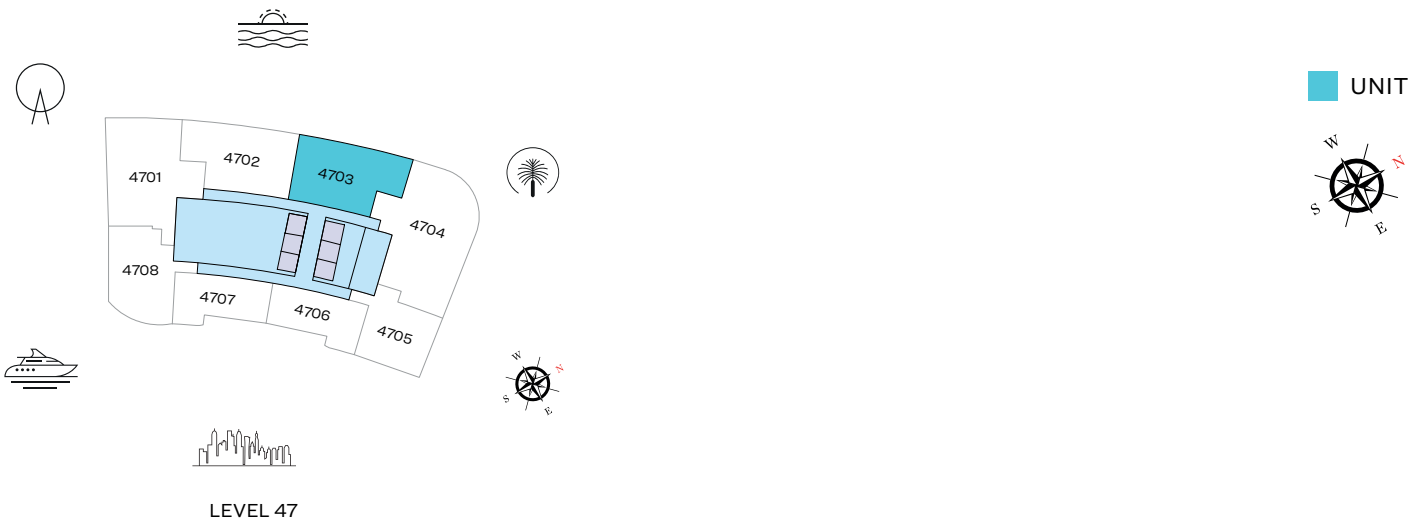
Disclaimer: 1. All dimensions are in metric, measured to wall finishes. 2. All materials, dimensions & drawings are approximate. 3. Information is subject to change without notice, at developer's absolute discretion. 4. Actual area may vary from the stated area. 5. Drawing are not to scale. 6. All images used are for illustrative purpose only and do not represent the actual size, features, specifications, fittings and furnishings. 7. The developer reserves the right to make revisions/ alterations, at its absolute discretion, without any liability whatsoever.

2 BEDROOM APARTMENT

TYPE B (with powder room + balcony)

TOTAL SALEABLE AREA

SUITE = 1,415.56 SQ.FT.
BALCONY = 240.04 SQ.FT.
TOTAL = 1,655.60 SQ.FT.



List of unit numbers with this unit plan:

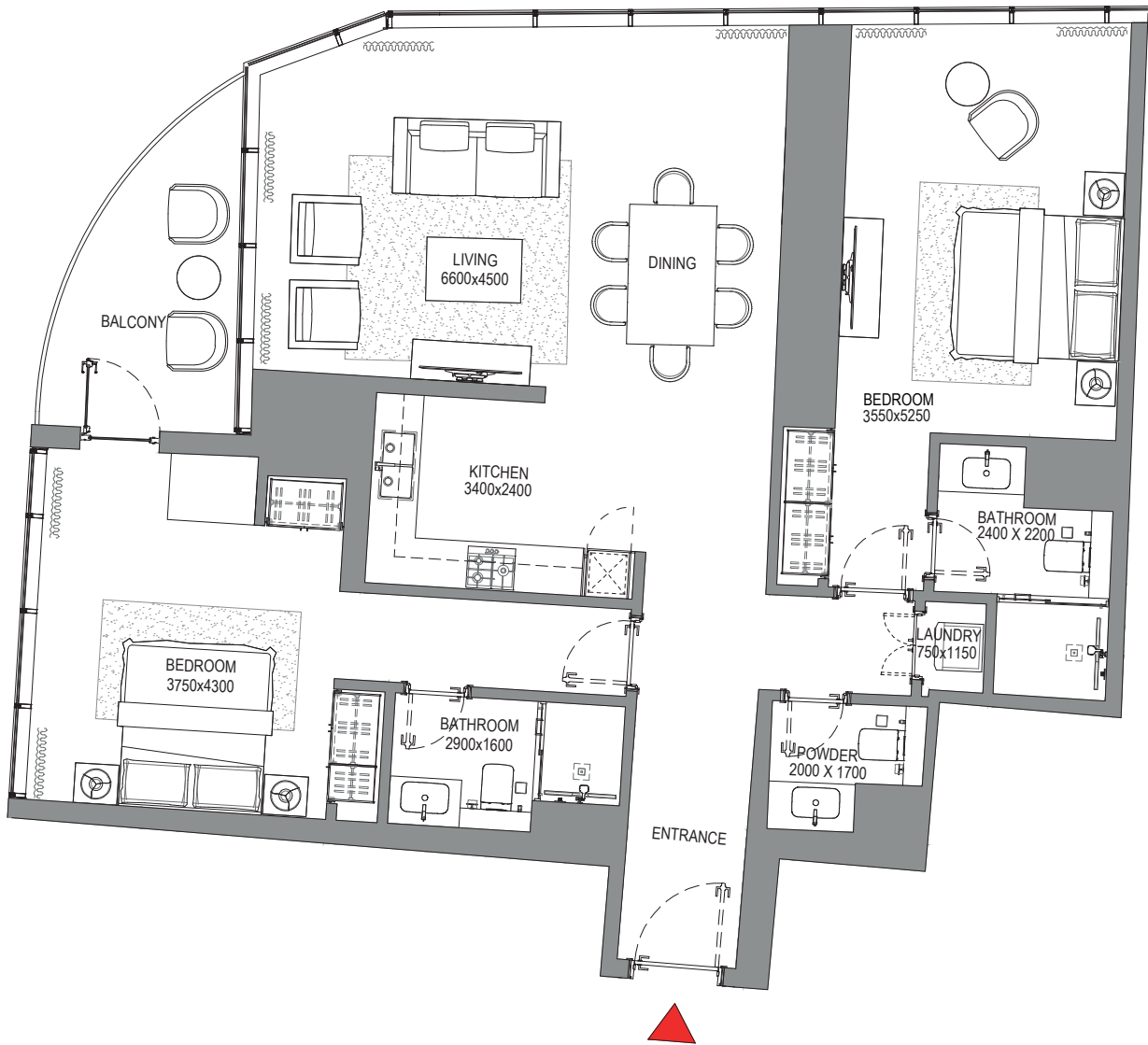
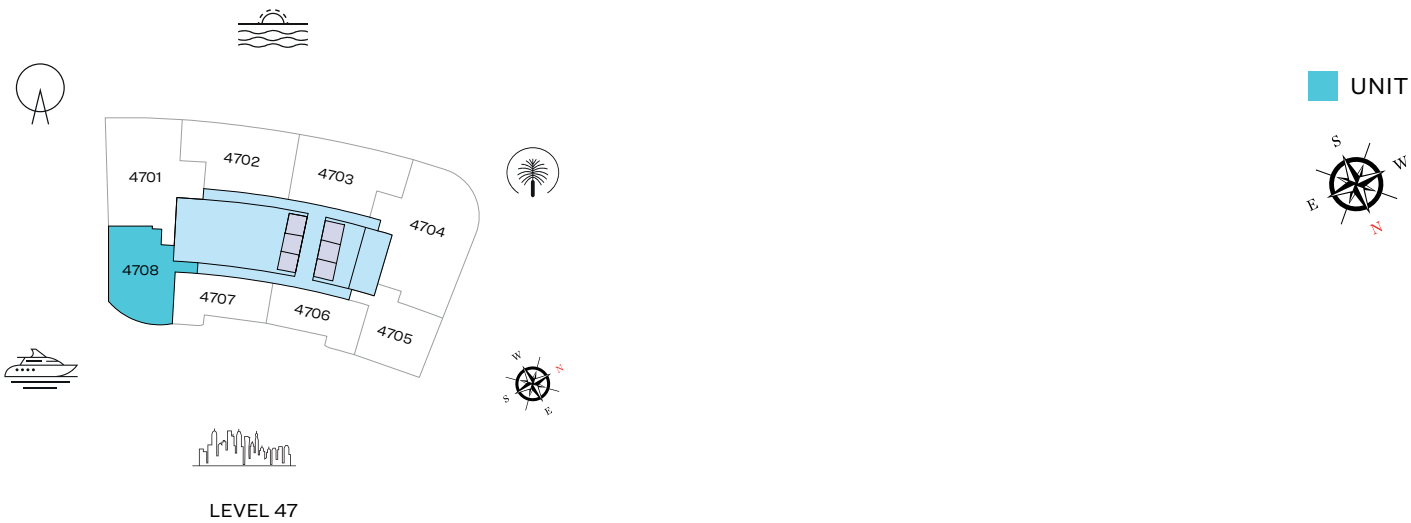
VIEWS

Palm Jumeirah, Harbour, Sea, Skydive
4703

Disclaimer: 1. All dimensions are in metric, measured to wall finishes. 2. All materials, dimensions & drawings are approximate. 3. Information is subject to change without notice, at developer's absolute discretion. 4. Actual area may vary from the stated area. 5. Drawing are not to scale. 6. All images used are for illustrative purpose only and do not represent the actual size, features, specifications, fittings and furnishings. 7. The developer reserves the right to make revisions/ alterations, at its absolute discretion, without any liability whatsoever.

2 BEDROOM APARTMENT
TYPE D (with powder room + balcony)

TOTAL SALEABLE AREA
SUITE = 1,351.73 SQ.FT.
BALCONY = 91.82 SQ.FT.
TOTAL = 1,443.55 SQ.FT.



List of unit numbers with this unit plan:

VIEWS

Blue waters, Ain Dubai, JBR Beach, Marina, Sea
4708

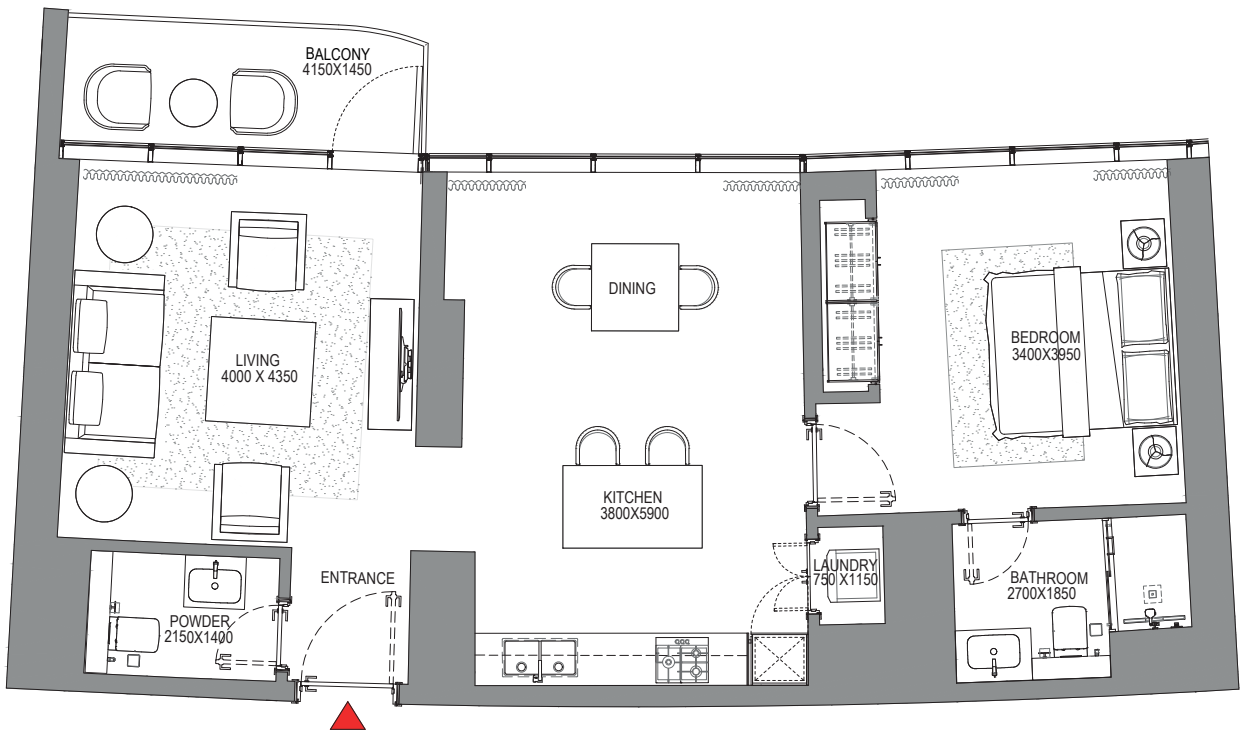
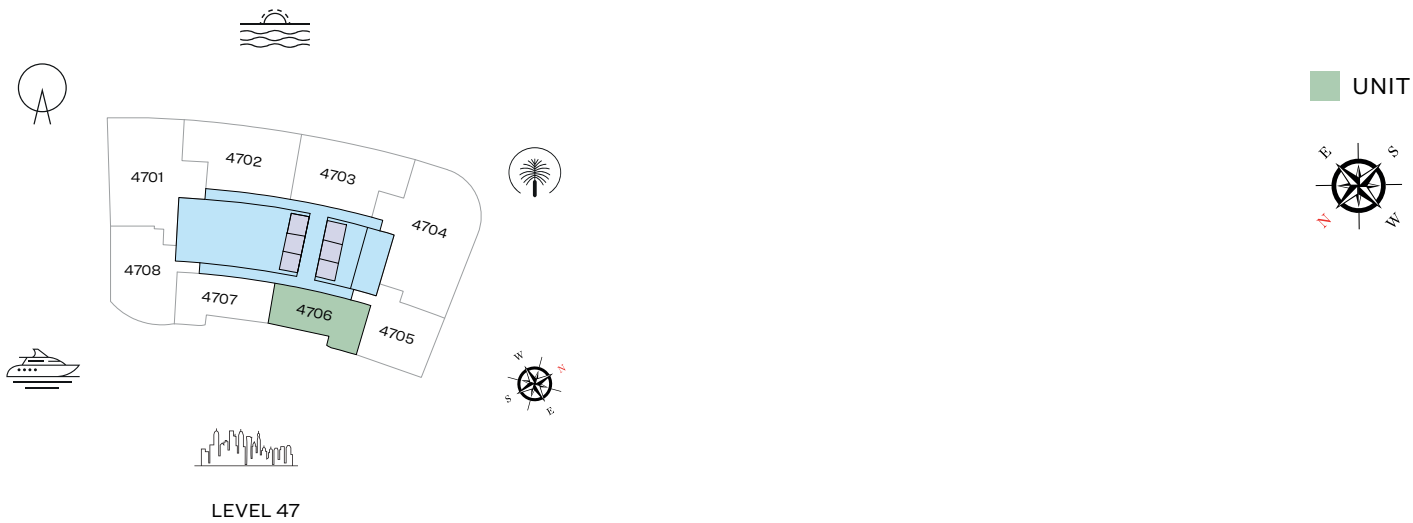
Disclaimer: 1. All dimensions are in metric, measured to wall finishes. 2. All materials, dimensions & drawings are approximate. 3. Information is subject to change without notice, at developer's absolute discretion. 4. Actual area may vary from the stated area. 5. Drawing are not to scale. 6. All images used are for illustrative purpose only and do not represent the actual size, features, specifications, fittings and furnishings. 7. The developer reserves the right to make revisions/ alterations, at its absolute discretion, without any liability whatsoever.

1 BEDROOM APARTMENT

TYPE A (with powder room + balcony)

TOTAL SALEABLE AREA

SUITE = 843.35 SQ.FT.
BALCONY = 68.24 SQ.FT.
TOTAL = 911.59 SQ.FT.



List of unit numbers with this unit plan:

VIEWS

Marina, Marina Skyline
4706

Disclaimer: 1. All dimensions are in metric, measured to wall finishes. 2. All materials, dimensions & drawings are approximate. 3. Information is subject to change without notice, at developer's absolute discretion. 4. Actual area may vary from the stated area. 5. Drawing are not to scale. 6. All images used are for illustrative purpose only and do not represent the actual size, features, specifications, fittings and furnishings. 7. The developer reserves the right to make revisions/ alterations, at its absolute discretion, without any liability whatsoever.

1 BEDROOM APARTMENT

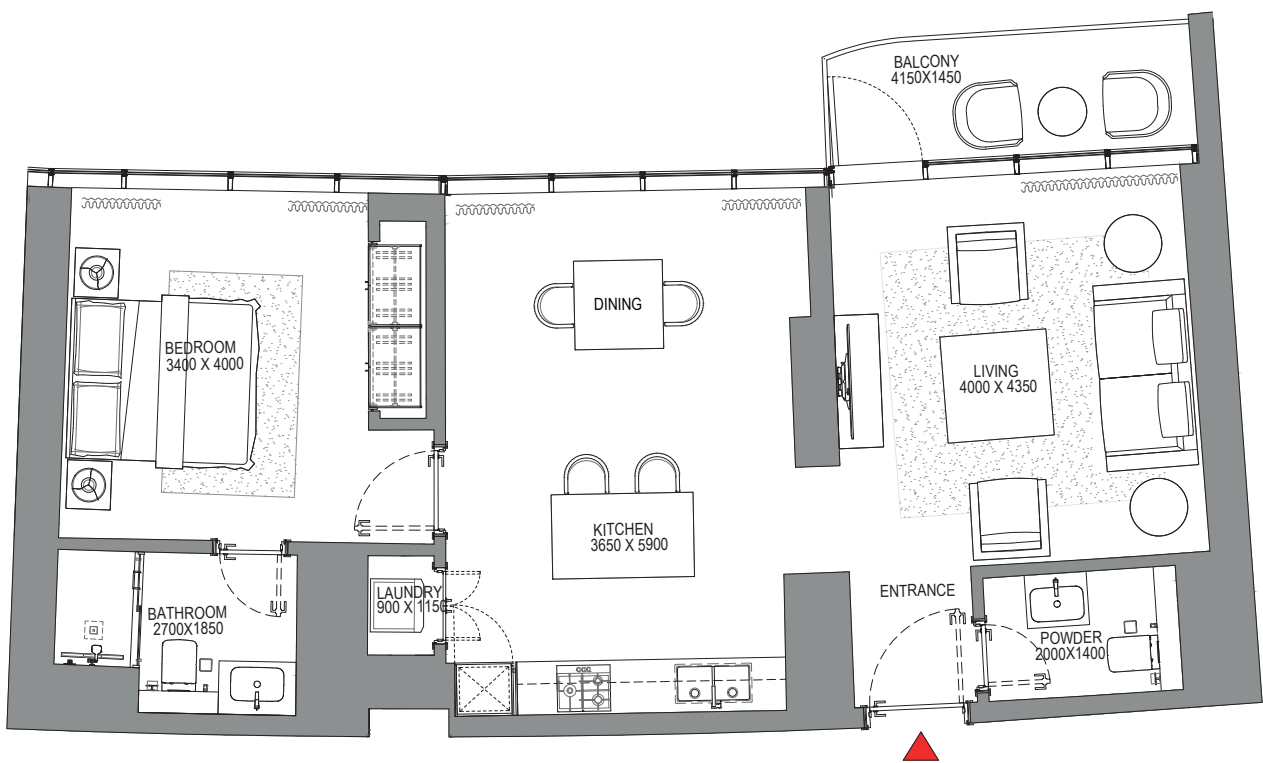
TYPE B (with powder room + balcony)

TOTAL SALEABLE AREA

SUITE = 841.63 SQ.FT.
BALCONY = 66.09 SQ.FT.
TOTAL = 907.72 SQ.FT.



LEVEL 47



List of unit numbers with this unit plan:

VIEWS

Marina, Marina Skyline
4707

Disclaimer: 1. All dimensions are in metric, measured to wall finishes. 2. All materials, dimensions & drawings are approximate. 3. Information is subject to change without notice, at developer's absolute discretion. 4. Actual area may vary from the stated area. 5. Drawing are not to scale. 6. All images used are for illustrative purpose only and do not represent the actual size, features, specifications, fittings and furnishings. 7. The developer reserves the right to make revisions/ alterations, at its absolute discretion, without any liability whatsoever.

1 BEDROOM APARTMENT

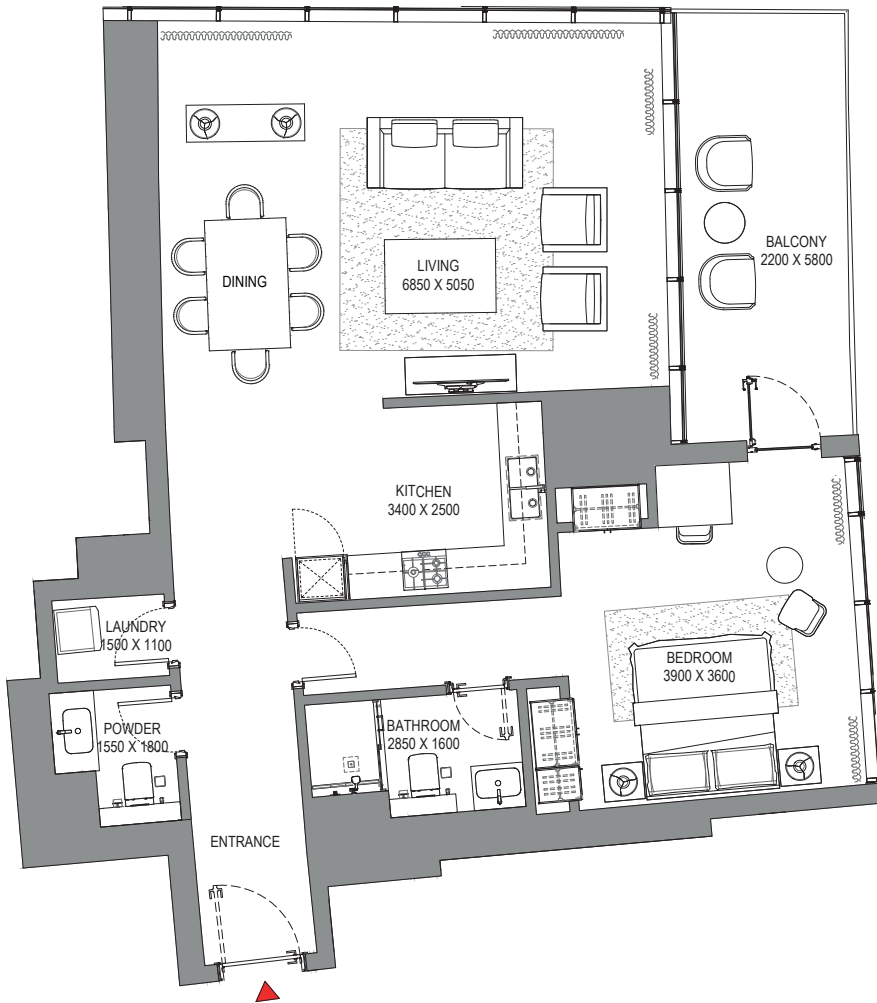

TYPE C (with powder room + balcony)

TOTAL SALEABLE AREA

SUITE = 1,065.09 SQ.FT.

BALCONY = 147.04 SQ.FT.

TOTAL = 1,212.13 SQ.FT.



List of unit numbers with this unit plan:

VIEWS

Marina, Marina Skyline
4705

Disclaimer: 1. All dimensions are in metric, measured to wall finishes. 2. All materials, dimensions & drawings are approximate. 3. Information is subject to change without notice, at developer's absolute discretion. 4. Actual area may vary from the stated area. 5. Drawing are not to scale. 6. All images used are for illustrative purpose only and do not represent the actual size, features, specifications, fittings and furnishings. 7. The developer reserves the right to make revisions/ alterations, at its absolute discretion, without any liability whatsoever.



SOBHA SEAHAVEN

